

TABLE OF CONTENTS 2009-2010

Conference History	3
Past Presidents	4
GCAC Officers	5
GCAC Eligibility Committee	6
GCAC Sports Committee Chairs	6
GCAC Executive Committee	7

MEMBER INFORMATION AND TEAM BASKETBALL STATISTICS 2008-2009

Belhaven College	8
Dillard University	11
Louisiana State University-Shreveport	14
Loyola University	17
University of Mobile	20
Southern University in New Orleans	25
Spring Hill College	27
Tougaloo College	30
William Carey University	33
Xavier University	37

BASKETBALL STATISTICS, 2008-2009 SEASON

Conference Men's Statistics	40
Individual	42
Season Records	45
Game Records	46
Men's All Conference Team	47
Women's All Conference Team	48
Conference Women's Statistics	49
Individual	51
Season Records	54
Game Records	55
2009 Basketball Schedule	56

BASEBALL STATISTICS 2009

Baseball Standings and Statistics	57
Belhaven College	60
Louisiana State University-Shreveport	61
Loyola University	62
University of Mobile	63
Spring Hill College	64
Tougaloo College	65
William Carey University	66
GCAC Baseball Records	67
All-Conference Baseball	68
2010 Baseball Schedule	69
All-Conference Softball	70
All-Conference Men's Soccer	71
All-Conference Women's Soccer	72
All-Conference Men's Tennis	73
All-Conference Women's Tennis	74
All-Conference Women's Volleyball	75
All-Conference Men's and Women's Cross Country	76
GCAC Champions 1981-2009	77
Thomas Howell Cup Champions 1986-2008	85
Schools Competing (By Sport)	86
GCAC Honor Roll	87
GCAC 2009-2010 Calendar	91

GCAC: www.gcaconf.com

NAIA: (816) 595-8000

(816) 595-8200 Fax

(816) 595-8180 Eligibility Hotline

1200 Grand Blvd.

Kansas City, MO 64106

www.naia.org

HISTORY

The Gulf Coast Athletic Conference developed out of a series of meetings held over a period of almost four years. A number of private four-year schools in the Gulf Coast region with similar educational standards, enrollments, budgets, and athletic philosophies mutually felt the need for a conference.

In April and May, 1981, a constitution was developed, officers were elected and the decision was made to proceed with conference competition during the 1981-82 school year. Charter officers were Anthony M. Rachal, Jr., Xavier University, president; John Burton, Spring Hill College, vice-president; Mark Windham, Belhaven College, secretary-treasurer; and Thomas Howell, Louisiana College, commissioner. Charter members were Belhaven College of Jackson, Mississippi; Dillard University and Xavier University of New Orleans, Louisiana; Louisiana College of Pineville, Louisiana; Spring Hill College of Mobile, Alabama; Tougaloo College of Tougaloo, Mississippi; and William Carey University of Hattiesburg, Mississippi.

In August, 1981, the GCAC received recognition as an NAIA Affiliated Conference. The University of Mobile, Alabama was admitted in October, 1985, Southern University in New Orleans was granted admission in May, 1986, Loyola University was admitted in April, 1995, and Talladega College was admitted in April, 1999 and Louisiana State University-Shreveport became a member in April, 2000. In May 2000, Louisiana College and Belhaven College withdrew. In April, 2002, Belhaven College was re-admitted. In August, 2002, Talladega College withdrew. In 2005, Hurricane Katrina forced Dillard University and Xavier University to cancel all athletic competition for 2005-2006 and Loyola University and Southern University in New Orleans were able only to compete partially. All schools returned to competition in 2006-2007, although in most cases with a reduced number of sports.

PAST PRESIDENTS

Anthony M. Rachal, Jr.	Xavier University	1981-82
John Burton	Spring Hill	1982-83
John Burton	Spring Hill	1983-84
Charles C. Teamer, Sr	Dillard University	1984-85
Milton Wheeler	William Carey	1985-86
Charles C. Teamer, Sr.	Dillard University	1986-87
Billy Allgood	Louisiana College	1987-88
Francis Garner	University of Mobile	1988-89
Artis Davenport	Southern University in N.O.	1989-90
Sr. Grace Mary Flickinger	Xavier University	1990-91
Charles C. Teamer, Sr.	Dillard University	1991-92
Felix James	Xavier University	1992-93
Bill Elder	University of Mobile	1993-95
Sr. Grace Mary Flickinger	Xavier University	1995-99
John Runda	University of Mobile	1999-01
Steve Knight	William Carey	2001-05
Craig Bogar	University of Mobile	2005

**2009-2010
Gulf Coast Athletic Conference Officers**

President: Steve Knight, William Carey University

Phone: 601-318-6301 Home: 601-268-7039
Fax: 601-318-6454 Email: sknight@wmcarey.edu

Vice President:

Phone: Home:
Fax: Email:

Secretary-Treasurer: Grace Beall

P.O. Box 515, Louisiana College Home: 318-473-1983
Pineville, LA 71359 Email: grace@gracebeall.com

Commissioner: Thomas Howell

Dept. of History Phone: 318-792-6368
William Jewell College Fax: (816) 415-6994
500 College Hill Office: (816) 415-7617
Liberty, MO 64068 Email: howellt@william.jewell.edu

Conference Information Director: Chuck Knight

508 Cox Ave. Phone: 601-266-5952
Hattiesburg, MS 39402 Home: 601-318-4275
Fax: 601-266-4104
Email: chuckknight@gcaconf.com

Supervisors of Officials:

Men's Basketball

Bob Collins

2338 Farrell Circle
Gulfport, MS 39507
Phone: 228-896-7373
Fax: 228-604-1343
Email: timeoutbob@bellsouth.net

Women's Basketball

Greg Federico

131 Fernwood Dr.
Pass Christian, MS 39571
Phone: 504-887-3507
Fax: 504-887-8140
Home: 228-452-3564
Email: hcso109@aol.com

Conference Faculty Athletic Rep: Sr. Grace Mary Flickinger, Xavier

Phone: 504-520-7526 Home: 504-482-0917
Fax: 504-520-7918 Email: gflickin@xula.edu

Conference Registrar: Carolyn Evans, Tougaloo College

Phone: 601-977-7765
Fax: 601-977-6164

Editor, GCAC Directory and Assistant Administrator: Robin Bunting

Phone: 318-487-7700 Email: bunting@lacollege.edu
Fax: 318-487-7288

GCAC Eligibility Committee

Sr. Grace Mary Flickinger	Xavier
Dr. Vincent Johnson	SUNO
Dr. Milton Wheeler	William Carey

Sports Committee Chairs

Men's Basketball	Tom Kelsey – Belhaven
Women's Basketball	Billy Evans – Belhaven
M/W Cross Country / Track and Field	Holly Person – Mobile
Baseball	Brett Simpson – Loyola
Softball	Allison Cook – Spring Hill
Golf	TBA
Men's Soccer	Nigel Boulton – W. Carey
Women's Soccer	Brian Persons – Mobile
Men's & Women's Tennis	Alan Green – Xavier
Volleyball	Jon Campbell – Mobile



GCAC EXECUTIVE COMMITTEE

Belhaven	Dr. Westley Busbee, Jr.
Dillard	Dr. Nazar Mustapha
LSUS	Dr. Terry G. Harris
Loyola University	Dr. Kendra L. Reed
Mobile	Dr. Kathy Dunning
SUNO	Dr. Vincent Johnson
Spring Hill	Dr. David Dean
Tougaloo	Dr. Marilyn Houston-Coleman
William Carey	Coach Steve Knight
Xavier	Sr. Grace Mary Flickinger



BELHAVEN COLLEGE
 1500 Peachtree Street
 Jackson, MS 39202
 Athletic Phone: 601-968-5956
 Fax #: 601-965-7025
 www.belhaven.edu
 www.blazers.belhaven.edu

Nickname: Blazers and Lady Blazers
Colors: Belhaven Green & Blazer Gold
Enrollment: 1300
President: Dr. Roger Parrott
Fieldhouse: Heidelberg Gymnasium (seats 500)

Director of Athletics

Scott Little

Phone: 601-968-5956
 Email: slittle@belhaven.edu

Admin. Asst. to Director of Athletics

Ruby Allen

Phone: 601-968-5956
 Email: rallen@belhaven.edu

Coaching Staff:

Men's Basketball

Tom Kelsey

Phone: 601-968-5936
 Email: tkelsey@belhaven.edu

Women's Basketball

Billy Evans

Phone: 601-968-8812
 Email: bevans@belhaven.edu

Assistant

Keke Gray

Email: kgray@belhaven.edu

Baseball

Hill Denson

Phone: 601-968-8898
 Email: hdenson@belhaven.edu

Baseball Assistant

Clay Smith

Phone: 601-968-5984
 Email: csmith@belhaven.edu

Softball

Rick Fremin, III

Phone: 601-968-8768
 Email: rfremin@belhaven.edu

Belhaven College

Men's Soccer

Steve DeCou

Phone: 601-968-5956
Email: sdecou@belhaven.edu

Women's Soccer

Josue Sabillon

Phone: 601-968-8708
Email: jsabillon@belhaven.edu

Tennis (Men's & Women's)

Levi Patton

Phone: 601-968-5956
Email: lpatton@belhaven.edu

Cross Country (Men's & Women's)

Christie Barber

Phone: 601-968-5985
Email: cbarber@belhaven.edu

Volleyball

Lydia Smith

Phone: 601-968-8891
Email: lsmith@belhaven.edu

Golf (Men's and Women's)

Matt Collins

Phone: 601-672-9418
Email: mcollins@belhaven.edu

Cheerleading and Directory of Game Day Operations

Dana Marsalis

Phone: 601-968-5986
Email: dmarsalis@belhaven.edu

Athletic Trainer

Elliot Carter

Phone: 601-968-8789
Email: ecarter@belhaven.edu

Sports Information Director

Kirk McDonnell

Phone: 601-968-8765
Email: kmcdonnel@belhaven.edu

Champions of Character Coord.

Keke Gray

Email: kgray@belhaven.edu

Faculty Athletic Representative

Dr. Westley Busbee

Phone: 601-968-5982
Email: wbusbee@belhaven.edu

Registrar

Donna Weeks

Phone: 601-968-5922
Fax: 601-968-9998
Email: dweeks@belhaven.edu

Belhaven Men's Basketball Statistics

Player	G	FG	Pct	3P	Pct	FT	Pct	PTS/AVG	REB/AVG	Asst	TO	STL
Whiting	31	155-304	.510	3-12	.250	126-207	.609	439-14.16	243-7.84	85	90	71
Roche	18	101-194	.521	0-0	.000	51-88	.580	253-15.06	154-8.56	4	61	7
Walcott	31	137-304	.451	20-70	.286	95-134	.709	389-12.55	167-5.39	32	77	37
Miller	17	39-131	.298	22-84	.262	22-36	.611	122-7.18	48-2.82	39	36	18
Holmes	31	83-164	.506	0-1	.000	46-69	.667	212-6.84	130-4.19	12	44	16
Winston	31	75-170	.441	9-39	.231	44-59	.746	203-6.55	83-2.68	48	64	40
Marion	16	24-68	.353	20-60	.333	7-8	.875	75-4.69	23-1.44	9	10	5
Jeffery	29	44-132	.333	32-109	.294	9-15	.600	129-4.45	33-1.14	8	9	11
Wilson	23	27-65	.415	0-0	.000	15-27	.556	69-3.00	67-2.91	9	27	4
McClain	31	27-62	.435	5-24	.208	23-29	.793	82-2.65	24-0.77	8	29	7
Johnson, D.	30	19-67	.284	0-4	.000	16-31	.516	54-1.80	50-1.67	47	38	30
Hudson	31	16-41	.390	3-15	.200	19-33	.576	54-1.74	46-1.48	57	38	20
Johnson, R.	4	3-4	.750	0-0	.000	0-0	.000	6-1.50	0-0.00	0	0	3
Jibol	9	3-7	.429	0-0	.000	5-9	.556	11-1.22	5-0.56	1	4	2
Tunberg	18	7-31	.226	1-4	.250	5-6	.833	20-1.11	31-1.72	5	12	2
Loffon	9	0-3	.000	0-0	.000	1-4	.250	1-0.11	4-0.44	2	7	3
Wright	1	0-0	.000	0-0	.000	0-0	.000	0-0.00	0-0.00	0	0	0
Markham	1	0-0	.000	0-0	.000	0-0	.000	0-0.00	0-0.00	0	0	0

Belhaven Women's Basketball Statistics

Player	G	FG	Pct	3P	Pct	FT	Pct	PTS/AVG	REB/AVG	Asst	TO	STL
Stringer	31	189-382	.495	3-16	.188	66-122	.541	447-14.42	182-5.87	40	55	78
Williams	31	177-426	.415	22-74	.297	51-84	.607	427-13.77	181-5.84	79	79	41
Dial	31	79-213	.371	45-126	.357	60-81	.741	263-8.48	78-2.52	40	39	32
Hammack	30	63-162	.389	28-82	.341	18-32	.536	172-5.73	72-2.40	29	45	30
Ward, K.	28	48-109	.440	0-1	.000	40-60	.667	136-4.86	72-2.57	7	48	23
Lee	22	34-93	.366	5-14	.357	18-36	.500	91-4.14	59-2.68	9	38	13
Ward, C.	31	38-131	.290	4-25	.160	37-66	.561	117-3.77	82-2.65	101	82	56
Yidirm	30	26-77	.338	6-17	.353	18-25	.720	76-2.53	32-1.07	32	46	20
Rule	21	22-36	.611	0-0	.000	9-15	.600	53-2.52	41-1.95	3	3	6
Mullins	20	15-34	.441	0-0	.000	7-12	.583	37-1.85	26-1.30	2	8	7
Skipper	29	22-59	.373	0-0	.000	9-20	.450	53-1.83	76-2.62	1	18	17
Kirkwood	25	13-33	.394	7-15	.467	8-12	.667	41-1.64	10-0.40	3	14	6
Thomas	20	13-34	.382	1-4	.250	2-4	.500	29-1.45	7-0.35	1	10	4
Graham	24	13-42	.310	0-0	.000	8-24	.333	34-1.42	43-1.79	2	18	6
Powell	20	8-21	.381	1-2	.500	2-6	.333	19-0.95	10-0.50	5	16	2
Grefseng	19	5-19	.263	1-7	.143	5-6	.833	16-0.84	14-0.74	7	13	3
McDaniel	1	0-2	.000	0-0	.000	0-0	.000	0-0.00	2-2.00	0	0	1



DILLARD UNIVERSITY
 2601 Gentilly Blvd.
 New Orleans, LA 70122
 Fax #: 504-816-4365
 www.dillard.edu

Nickname: Blue Devils, Lady Blue Devils
Colors: Royal Blue & White
Enrollment: 2000
President: Dr. Marvalene Hughes
Fieldhouse: A.W. Dent (seats 3500)

Athletic Director

Kiki Baker Barnes

Phone: 504-816-4752
 Email: kbarnes@dillard.edu

Assistant to Athletic Director

Bambi Hall

Phone: 504-816-4953
 Email: bhall@dillard.edu

Coaching Staff:

Men's Basketball

Dale Brown

Phone: 504-816-4249
 Email: dabrown@dillard.edu

Assistant

Carlos Smith

Phone: 504-816-4479
 Email: csmith@dillard.edu

Women's Basketball

Kiki Baker Barnes

Phone: 504-816-4752
 Email: kbarnes@dillard.edu

Assistant

Norbert Rome

Phone: 504-816-4462
 Email: nrome@dillard.edu

Softball

Yolanda Brown

Phone: 504-816-4046
 Email: ybrown@dillard.edu

**Cross Country & Track
 (Men's & Women's)**

TBA

Dillard University

Volleyball

Yolanda Brown

Phone: 504-816-4046
 Email: ybrown@dillard.edu

Champions of Character Coord.

Kiki Baker Barnes

Phone: 504-816-4752
 Email: kbarnes@dillard.edu

Faculty Athletic Representative

Dr. Nazar Mustapha

Phone: 504-816-4255
 Email: nmustapha@dillard.edu

Registrar

Connie Seymour

Phone: 504-816-4871
 Email: cseymour@dillard.edu

LOUISIANA STATE UNIVERSITY IN SHREVEPORT

One University Place
Shreveport, LA 71115

Athletic Department: 318-797-5194

Fax #: 318-798-4179

www.lsus.edu



Nickname: Pilots

Colors: Gold & Navy Blue

Enrollment: 4200

President: Dr. Vincent J. Marsala

Fieldhouse: Health & Physical Education Building

Dillard Men's Basketball Statistics

Player	G	FG	Pct	3P	Pct	FT	Pct	PTS/AVG	REB/AVG	Ast	TO	STL
Manning, D.	28	155-384	.404	49-133	.368	160-231	.693	519-18.54	180-6.43	63	106	49
Bridges	12	63-151	.417	7-28	.250	47-84	.560	180-15.00	105-8.75	22	66	13
Wingate	30	97-287	.338	71-210	.338	83-108	.769	348-11.60	89-2.97	102	96	63
Manning, A.	30	100-200	.333	23-69	.333	50-78	.641	273-9.10	96-3.20	34	55	40
Mitchell	24	43-121	.327	17-52	.327	15-22	.682	118-4.92	81-3.38	10	24	16
Hall	17	26-57	.000	0-0	.000	17-27	.630	69-4.06	89-5.24	7	22	15
Ingram	23	32-84	.268	11-41	.268	15-20	.750	90-3.91	33-1.44	12	31	13
Fondel	27	33-100	.314	22-70	.314	9-10	.900	97-3.59	33-1.22	12	29	8
Harper	30	44-124	.293	12-41	.293	7-27	.259	107-3.57	68-2.27	56	41	37
Brock	30	37-96	.194	6-31	.194	22-43	.512	102-3.40	66-2.20	19	42	25
Bell	30	20-67	.308	16-52	.308	3-8	.375	59-1.97	31-1.03	6	11	5
Williams	27	15-61	.231	9-39	.231	8-13	.615	47-1.74	26-0.96	8	17	10
Dowell, E.	7	3-7	.000	0-1	.000	1-2	.500	7-1.00	5-0.63	5	5	1
Dowell, E.	8	1-6	.000	0-1	.000	4-7	.571	6-0.75	4-0.57	4	3	0
Wallace	8	1-4	.000	0-1	.000	0-0	.000	2-0.25	1-0.13	0	1	0
Burkes	5	0-1	.000	0-0	.000	0-2	.000	0-0.00	3-0.60	0	1	0
McGowan	2	0-0	.000	0-0	.000	0-0	.000	0-0.00	0-0.00	0	0	0

Dillard Women's Basketball Statistics

Player	G	FG	Pct	3P	Pct	FT	Pct	PTS/AVG	REB/AVG	Ast	TO	STL
Mitchell	31	130-349	.372	32-123	.260	66-102	.647	358-11.55	117-3.77	46	98	69
Bevins	11	31-84	.369	9-23	.391	35-53	.660	106-9.64	65-5.91	61	56	19
Greenard	27	69-131	.527	0-6	.000	67-79	.848	205-7.59	171-6.33	48	49	45
Gill	30	88-225	.391	9-32	.281	41-67	.612	226-7.53	103-3.43	17	51	21
Lewis	31	81-212	.382	6-26	.231	50-83	.602	218-7.03	71-2.29	21	55	40
Daniel	31	62-184	.337	15-65	.231	45-65	.692	184-5.94	67-2.16	51	78	43
Gordon	15	32-78	.410	0-1	.000	12-22	.545	76-5.07	93-6.20	8	15	11
Small	27	47-144	.326	24-91	.264	16-32	.500	134-4.96	56-2.07	22	62	24
Hill	30	44-151	.291	4-19	.211	38-86	.442	130-4.33	75-2.50	73	90	44
Edwards	21	37-92	.402	6-20	.300	11-28	.393	91-4.33	69-3.29	10	29	19
Vincent	8	8-22	.364	0-0	.000	7-11	.636	23-2.88	14-1.75	1	11	3
Green	31	27-93	.290	0-0	.000	20-28	.714	74-2.39	92-2.97	5	29	10
Nsiewe	21	14-48	.292	0-0	.000	5-7	.714	33-1.57	35-1.67	5	27	4
Ikechukwu	9	2-21	.095	0-2	.000	6-14	.429	10-1.11	42-4.67	3	13	3
Odom	13	2-10	.200	2-9	.222	0-1	.000	6-0.46	3-0.23	1	0	1
Williams	5	1-2	.500	0-0	.000	0-0	.000	2-0.40	2-0.40	0	1	0
Madison	4	0-2	.000	0-1	.000	0-0	.000	0-0.00	0-0.00	0	2	0

Athletic Director

Doug Robinson

Phone: 318-798-4107
Home: 318-797-7606
Cell: 318-564-2222
Email: doug.robinson@lsus.edu

Athletic Secretary

Sharon Bloxom

Phone: 318-797-5194
Email: sharon.bloxom@lsus.edu

Coaching Staff:

Men's Basketball

Chad McDowell

Phone: 318-798-4110
Email: chad.mcdowell@lsus.edu

Women's Basketball

Ronnie Howell

Phone: 318-798-4111
Home: 318-347-9396
Email: Ronnie.howell@lsus.edu

Baseball

Rocke Musgraves

Phone: 318-798-4106
Home: 318-797-1227
Email: rocke.musgraves@lsus.edu

Louisiana State University in Shreveport

Women's Soccer

Jed Jones

Phone: 318-797-5094
 Home: 318-524-0520
 Email: jed.jones@lsus.edu

Sports Information/Publicity

Mark Cantrell

Phone: 318-795-2475
 Cell: 318-393-7702
 Email: mark.cantrell@lsus.edu

Champions of Character Coord.

Faculty Athletic Representative

Dr. Terry G. Harris

Phone: 318-797-5368
 Fax: 318-797-5290
 Home: 318-797-2323
 Email: terry.harris@lsus.edu

Registrar

Mickey Diez

Phone: 318-797-5112
 Email: mickey.diez@lsus.edu

LSUS Men's Basketball Statistics

Player	G	FG	Pct	3P	Pct	FT	Pct	PTS/AVG	REB/AVG	Ast	TO	STL
Gatlin	34	203-410	.495	97-224	.433	60-93	.645	563-16.56	176-5.18	17	61	27
Hamilton	34	159-453	.351	77-230	.335	145-206	.704	540-15.88	123-3.62	177	129	26
Pilgrim	22	95-148	.642	1-4	.250	106-163	.650	297-13.50	166-7.55	33	60	23
Parker	34	138-217	.636	1-2	.500	66-94	.702	343-10.09	259-7.62	32	47	26
Stevenson	34	91-217	.419	41-110	.373	114-144	.792	337-9.91	89-2.62	148	88	42
Jackson	28	83-181	.459	29-76	.382	41-59	.695	236-8.43	101-3.61	18	27	20
Anglin	33	42-109	.385	33-91	.363	12-17	.706	129-3.91	39-1.18	13	20	3
Mims	34	49-102	.480	5-9	.556	14-24	.583	117-3.44	121-3.56	10	29	8
Robinson	22	18-43	.419	4-13	.308	7-23	.304	47-2.14	37-1.68	29	23	9
Lincoln	23	12-33	.364	0-1	.000	6-17	.353	30-1.30	26-1.13	5	13	6
Garrett	7	3-6	.500	2-5	.400	0-0	.000	8-1.14	1-0.14	0	0	1
Hall	28	9-27	.333	0-8	.000	5-12	.417	23-0.82	16-0.57	8	6	2
Wafer	7	0-0	.000	0-0	.000	0-0	.000	0-0.00	2-0.29	0	0	0

LSUS Women's Basketball Statistics

Player	G	FG	Pct	3P	Pct	FT	Pct	PTS/AVG	REB/AVG	Ast	TO	STL
Huizar	33	99-285	.347	70-209	.335	118-155	.761	386-11.70	91-2.76	171	130	32
Hollins	33	132-318	.415	88-225	.391	32-54	.593	384-11.64	77-2.33	41	72	40
Sells	27	110-214	.514	0-0	.000	76-109	.697	296-10.96	203-7.52	35	45	16
Flowers	33	96-201	.478	3-18	.167	84-129	.651	279-8.46	151-4.58	100	93	58
Joseph	32	112-239	.469	1-2	.500	44-84	.524	269-8.41	207-6.47	18	53	28
Arvie	33	69-142	.486	4-22	.182	29-58	.500	171-5.18	207-6.27	40	57	26
Kindells	33	65-167	.389	12-30	.400	10-18	.556	152-4.61	54-1.64	24	38	21
Davis	33	52-130	.400	4-14	.286	33-46	.717	141-4.27	92-2.79	26	44	13
Hutto	18	16-39	.410	5-14	.357	3-4	.750	40-2.22	21-1.17	9	12	4
Perkins	27	13-46	.283	5-25	.200	9-16	.563	40-1.48	37-1.37	16	24	2
Warren	12	4-14	.286	1-3	.333	3-6	.500	12-1.00	14-1.17	3	5	3



LOYOLA UNIVERSITY
6363 St. Charles Ave., Box 53
New Orleans, LA 70118
Fax #: 504-864-7380
www.loyno.edu

Nickname: Wolfpack
Colors: Maroon & Gold
Enrollment: 5000

President: Rev. Kevin Wildes, S.J.
Fieldhouse: The Den (Loyola Sports Complex)

Athletic Director

Dr. Michael Giorlando
 Phone: 504-864-7711
 Home: 225-761-7778
 Email: giorland@loyno.edu

Associate Athletic Director

Brett Simpson
 Phone: 504-864-7396
 Cell: 504-258-7857
 Email: bsimpson@loyno.edu

Assistant Athletic Director

Kellie Kennedy
 Phone: 504-864-7577
 Email: kkennedy@loyno.edu

Office Manager

Anastasia Ochoa
 Phone: 504-864-7225
 Email: ochoa@loyno.edu

Coaching Staff:
Men's Basketball

Dr. Michael Giorlando
 Phone: 504-864-7711
 Home: 225-761-7778
 Email: giorland@loyno.edu

Loyola University

Assistant

Joey Stiebing
 Phone: 504-864-7398
 Cell: 985-231-8067
 Email: stiebing@loyno.edu

Women's Basketball

Kellie Kennedy
 Phone: 504-864-7577
 Email: kellie@station8801.com

Assistant

Jamie Thomatis
 Phone: 504-864-7333

Baseball

Gerald "Gee" Cassard
 Phone: 504-864-7392
 Email: gcassard@loyno.edu

Women's Tennis

TBA

**Track/Cross Country
 (Men's & Women's)**

Andy Canegitta
 Phone: 504-864-7395
 Email: acanegit@loyno.edu

Volleyball

Thomas Harold
 Phone: 504-864-7397
 Home: 504-833-5995
 Email: tharold@loyno.edu

Sports Information Director

Brett Simpson
 Phone: 504-864-7396
 Cell: 504-258-7857
 Email: bsimpson@loyno.edu

Champions of Character Coord.

Faculty Athletic Representative

Dr. Kendra Reed
 Phone: 504-864-7220
 Fax: 504-864-7970
 Email: klreed@loyno.edu

Registrar

Kathy Gros
 Phone: 504-865-3552
 Email: kgros@loyno.edu

Loyola University Men's Basketball Stats

Player	G	FG	Pct	3P	Pct	FT	Pct	PTS/AVG	REB/AVG	Ast	TO	STL
Brock	29	222-438	.507	8-32	.250	126-193	.653	578-19.93	123-4.24	69	100	43
Bennett	29	132-314	.420	77-186	.414	74-86	.860	415-14.31	74-2.55	62	76	30
Beaulieu	29	108-244	.443	28-79	.354	69-110	.627	313-10.79	101-3.48	144	83	46
Tuszynski	30	112-190	.589	0-1	.000	28-57	.491	252-8.40	198-6.60	32	43	22
Gray	30	49-163	.301	21-68	.309	37-49	.755	156-5.20	57-1.90	41	59	15
Cates	30	49-91	.538	4-7	.571	28-42	.667	130-4.33	77-2.57	9	22	5
Manson	28	39-80	.488	0-3	.000	36-56	.643	114-4.07	112-4.00	28	36	15
Moncrieffe	30	37-65	.569	0-1	.000	24-42	.571	98-3.27	156-5.20	9	35	11
Kremer	2	2-4	.500	0-2	.000	2-2	1.000	6-3.00	3-1.50	1	1	0
Hill	3	4-4	1.000	0-0	.000	1-2	.500	9-3.00	6-2.00	0	2	0
Joseph	27	18-52	.346	12-37	.324	3-11	.273	51-1.89	15-0.67	14	16	12
Durmo	16	8-17	.471	6-13	.462	3-4	.750	25-1.56	6-0.38	0	8	1
McCabe	21	15-33	.455	1-3	.333	1-3	.333	32-1.52	31-1.48	6	14	2
McGrew	13	5-16	.313	1-5	.200	2-5	.400	13-1.00	22-1.69	1	5	1
Wright	5	1-3	.333	1-1	1.000	0-0	.000	3-0.60	4-0.80	4	6	0
Apetrei	5	0-2	.000	0-1	.000	0-0	.000	0-0.00	0-0.00	1	4	0
Johnson	8	0-4	.000	0-0	.000	0-0	.000	0-0.00	7-0.88	1	2	0

Loyola University Women's Basketball Stats

Player	G	FG	Pct	3P	Pct	FT	Pct	PTS/AVG	REB/AVG	Ast	TO	STL
Smith, Trenese	30	181-396	.457	50-140	.357	135-168	.804	547-18.23	177-5.90	73	108	63
Smith, Trenell	30	142-334	.425	43-127	.339	113-152	.743	440-14.67	135-4.50	108	121	56
Council	29	80-241	.332	28-87	.322	71-99	.717	259-8.93	126-4.35	73	108	38
Mainguy	30	87-196	.444	2-9	.222	48-68	.706	224-7.47	250-8.33	45	55	33
Nolan	30	82-156	.526	7-16	.438	35-60	.583	206-6.87	111-3.70	28	46	21
Pryer	28	66-107	.617	0-2	.000	50-68	.735	182-6.50	90-3.21	7	25	11
Hall	6	10-20	.500	0-0	.000	0-1	.000	20-3.33	13-2.17	1	7	0
Sprout	27	26-45	.578	0-0	.000	13-21	.619	65-2.41	84-3.11	13	18	13
Woodruff	30	23-97	.237	11-58	.190	10-14	.714	67-2.23	50-1.67	29	38	23
Bragagnini	11	3-17	.176	1-9	.000	3-4	.750	10-0.91	4-0.36	1	8	1
Henderson	13	4-9	.444	1-3	.333	1-5	.200	10-0.77	10-0.77	3	12	1



UNIVERSITY OF MOBILE
 5735 College Parkway
 Mobile, AL 36613
 Fax #: 251-442-2499 or 251-442-2564
 www.umobile.edu

Nickname: Rams
 Colors: Maroon & White
 Enrollment: 1260
 President: Dr. Mark Foley
 Fieldhouse: H. Austill Pharr (Seats 1500)

Athletic Director

Joe Niland

Phone: 251-442-2288
 Home: 251-661-4743
 Email: joen@mail.umobile.edu

Secretary

Sally Shoupe

Phone: 251-442-2278
 Fax: 251-442-2499
 Email: sshoupp@mail.umobile.edu

Coaching Staff:

Men's Basketball

Joe Niland

Phone: 251-442-2288
 Cell: 251-490-8252
 Email: joen@mail.umobile.edu

Assistant

Shaddrick Jenkins

Phone: 251-552-2399
 Cell: 850-748-4741
 Email: sjenkins@mail.umobile.edu

Women's Basketball

Michael Berry

Phone: 251-442-2260
 Cell: 251-545-6323
 Email: mberry@mail.umobile.edu

Assistant

Ebonie Ferguson

Phone: 251-442-2260
 Cell: 601-480-8686
 Email: eferguson@mail.umobile.edu

University of Mobile

Baseball

Mike Jacobs

Phone: 251-442-2228
Cell: 251-786-4000
Email: mikej@mail.umobile.edu

Assistant

Jon Seymour

Phone: 251-442-2306
Cell: 251-786-5558
Email: jseymour@mail.umobile.edu

Softball

Terri McCormack

Phone: 251-442-2277
Cell: 251-510-0244
Email: tmccormack@mail.umobile.edu

Assistant

Ginger Reeser

Phone: 251-442-2277
Cell: 217-620-9078
Email: greeser@mail.umobile.edu

Men's Soccer

Peter Fuller

Phone: 251-442-2363
Cell: 251-583-4711
Email: peterf@mail.umobile.edu

Assistant

Remi Roy

Phone: 251-442-2396
Cell: 251-510-4619
Email: remir@mail.umobile.edu

Women's Soccer

Brian Person

Phone: 251-442-2397
Cell: 251-533-1149
Email: brianp@mail.umobile.edu

Assistant

Kevin Laux

Phone: 251-442-2303
Cell: 251-508-2165
Email: klaux@mail.umobile.edu

Men's Golf

Colby Odom

Phone: 251-442-2330
Cell: 251-769-0144
Email: codom@mail.umobile.edu

University of Mobile

Women's Golf

Maggie Blaylock

Phone: 251-442-2530
Cell: 251-716-7883
Email: maggieb@mail.umobile.edu

Tennis

(Men's & Women's)

Uwe Tiftl

Phone: 251-442-2364
Cell: 251-895-1741
Email: uwet@mail.umobile.edu

Cross Country

(Men's & Women's)

Holly Person

Phone: 251-442-2336
Cell: 985-705-9304
Email: hollyp@mail.umobile.edu

Volleyball

Jon Campbell

Phone: 251-442-2369
Cell: 251-610-1166
Email: jcampbell@mail.umobile.edu

Assistant

Amber Campbell

Phone: 251-442-2369
Cell: 859-445-3850
Email: acampbell@mail.umobile.edu

Head Trainer

Melissa Thomas

Phone: 251-442-2561
Cell: 251-604-4269
Email: melissat@mail.umobile.edu

Sports Information/Publicity

Matthew Hicks

Phone: 251-442-2264
Cell: 251-327-8767
Fax: 251-442-2499
Email: mhicks@mail.umobile.edu

Champions of Character Coord.

University of Mobile

Faculty Athletic Representative

Kathy Dunning

Phone: 251- 442-2281
 Fax: 251-442-2523
 Email: kdunning@mail.umobile.edu

Registrar

Donald Berry

Phone: 251-442-2203
 Fax: 251-442-2505
 Email: donaldb@mail.umobile.edu

University of Mobile Men's Basketball Statistics

Player	G	FG	PCT	3P	PCT	FT	PCT	PTS/AVG	REB/AVG	A	TO	ST
Golston	3	17-30	.567	0-1	.000	9-15	.600	43-14.33	22-7.33	4	2	7
Moreaux	17	61-145	.421	15-50	.300	70-91	.769	207-12.18	42-2.47	52	44	32
Walker	32	135-285	.474	23-75	.307	63-99	.636	356-11.13	171-5.34	51	57	40
Dockery	32	79-206	.383	43-119	.361	34-39	.872	235-7.34	95-2.97	17	39	15
Holmes	28	80-152	.526	10-35	.286	33-55	.600	203-7.25	151-5.39	28	59	32
Pace	32	86-198	.434	24-75	.320	29-48	.604	225-7.03	146-4.56	35	59	32
Healey	8	18-37	.486	0-2	.000	19-23	.826	55-6.88	28-3.50	5	13	5
Hughes	32	76-193	.394	10-43	.233	56-78	.718	218-6.81	71-2.22	91	82	39
Duke	21	45-105	.429	8-21	.381	41-57	.719	139-6.62	25-1.19	18	40	19
LeDay	31	51-150	.340	19-74	.257	45-58	.776	1.66-5.36	60-1.94	62	72	17
Turner	32	66-115	.574	0-2	.000	32-59	.542	164-5.13	93-2.91	19	36	7
Lazic	32	47-94	.500	1-4	.250	22-47	.468	117-3.66	109-3.41	11	40	9
Deacon	20	14-44	.318	5-26	.192	12-27	.444	45-2.25	20-1.00	15	14	4
Jones	13	7-14	.500	0-0	.000	4-14	.286	18-1.39	12-0.92	2	4	2
Wingate	10	3-9	.333	2-5	.400	0-0	.000	8-0.80	4-0.40	4	4	1

University of Mobile Women's Basketball Statistics

Player	G	FG	PCT	3P	PCT	FT	PCT	PTS/AVG	REB/AVG	A	TO	ST
Johnson	31	222-483	.460	30-98	.306	93-1385	.689	567-18.29	212-6.84	78	106	104
Goodly	32	200-408	.490	27-86	.314	132-182	.725	559-17.47	197-6.16	105	110	79
McIntosh	30	141-298	.473	0-0	.000	78-138	.565	360-12.00	292-9.73	47	122	36
Boulton	32	97-200	.485	0-2	.000	20-42	.476	214-6.69	136-4.25	19	42	22
Stevens	29	55-175	.314	44-135	.326	24-34	.706	178-6.14	35-1.21	24	18	24
Melancon	32	38-116	.328	25-77	.325	23-42	.548	124-3.88	36-1.13	76	70	18
Eads	10	17-30	.567	0-0	.000	2-5	.400	36-3.60	30-3.00	7	12	6
Ruff	12	13-34	.382	2-5	.400	10-13	.769	38-3.17	17-1.42	5	8	1
Wiggins	9	8-33	.242	0-4	.000	10-12	.833	26-2.89	12-1.33	5	7	8
Williams	32	26-92	.283	2-18	.111	19-37	.514	73-2.28	30-0.94	34	62	6
Phillips	13	6-20	.300	0-0	.000	5-8	.625	17-1.31	17-1.31	2	6	2
Lachmann	21	7-21	.333	0-1	.000	7-15	.467	21-1.00	14-0.67	4	13	0
Roscoe-Jenkins	17	5-21	.238	0-3	.000	2-3	.667	12-0.71	9-0.53	7	15	4
Stevens	4	1-5	.200	0-0	.000	0-0	.000	2-0.50	3-0.75	0	2	0



SOUTHERN UNIVERSITY IN NEW ORLEANS
6400 Press Drive
New Orleans, LA 70126
Fax #: 504-284-5440
www.suno.edu

Nickname: SUNO Knights
Colors: Blue & Gold
Enrollment: 3600
Chancellor: Dr. Victor Ukpolo

Athletic Director

Elston King
 Phone: 504-286-5197
 Email: eking@suno.edu

**Coaching Staff:
 Men's Basketball**

Dale Valdery
 Phone: 504-286-5198
 Email: dvaldery@suno.edu

Women's Basketball

Elston King
 Phone: 504-286-5197
 Email: eking@suno.edu

**Cross Country and Track
 (Men's and Women's)**

Yhann Plummer
 Phone: 504-286-5198

Sports Information Director

Eddie Francais
 Phone: 504-286-5343

Champions of Character Coord.

Faculty Athletic Representative

Dr. Vincent Johnson
 Phone: 504-286-5331 or
 504-284-5462
 Cell: 504-914-3041
 Fax: 504-284-5304
 Email: vjohnson@suno.edu

Registrar

Gladys Allen
 Phone: 504-286-5175
 Email: gallen@suno.edu

SUNO Men's Basketball Statistics

Player	G	FG	Pct	3P	Pct	FT	Pct	PTS/AVG	REB/AVG	Asst	TO	STL
Green	19	116-256	.453	32-76	.421	63-115	.548	327-17.21	115-6.05	52	66	33
Leduff	19	92-242	.380	37-109	.3369	78-93	.839	299-15.74	45-2.37	45	59	43
Wilson	21	95-196	.485	0-4	.000	42-68	.618	232-11.05	152-7.24	6	59	25
Robinson	3	7-17	.412	2-8	.250	6-6	1.000	22-7.33	8-2.67	0	9	2
Palmer	28	84-175	.480	0-1	.000	37-73	.507	205-7.32	131-4.68	38	57	25
Warren	26	61-188	.324	2-12	.167	40-96	.417	164-6.31	89-3.42	89	66	44
McDonald	19	31-87	.356	21-62	.339	11-17	.647	94-4.95	25-1.32	16	21	13
Gregg	27	57-138	.413	1-11	.091	12-19	.632	127-4.70	70-2.59	12	30	14
Henry	26	42-112	.375	26-68	.382	6-11	.545	116-4.46	18-0.69	12	18	19
Smith	25	41-103	.398	4-13	.308	13-24	.542	99-3.96	80-3.20	20	40	18
Aubert	19	20-41	.488	0-0	.000	6-9	.667	46-2.42	25-1.32	5	8	2
Moore	4	3-6	.500	0-0	.000	1-3	.333	7-1.75	2-0.50	0	3	2
Barnes	23	10-53	.189	0-0	.000	13-20	.650	33-1.44	48-2.09	9	20	6
Dennard	15	0-8	.000	0-1	.000	5-6	.833	5-0.33	7-0.47	8	15	2
Days	2	0-0	.000	0-0	.000	0-0	.000	0-0.00	0-0.00	0	0	1

SUNO Women's Basketball Statistics

Player	G	FG	Pct	3P	Pct	FT	Pct	PTS/AVG	REB/AVG	Asst	TO	STL
Sims	27	116-230	.504	0-4	.000	67-124	.540	299-11.07	207-7.67	9	62	26
Hayes	20	74-208	.356	10-25	.400	62-102	.608	220-11.00	98-4.90	69	67	37
Prince	27	104-272	.382	12-43	.279	77-128	.602	297-11.00	201-7.44	133	117	70
Williams	27	95-287	.331	55-163	.337	42-62	.677	287-10.63	60-2.22	44	76	27
Ward	27	57-133	.429	0-0	.000	25-58	.431	139-5.15	147-5.44	8	53	10
Hampton	8	14-47	.298	6-18	.333	6-8	.750	40-5.00	14-1.75	5	13	7
Leonard	25	35-99	.354	0-0	.000	7-15	.467	77-3.08	72-2.88	3	33	5
Ginn	26	30-77	.390	0-2	.000	16-20	.800	76-2.92	58-2.23	16	22	19
Tharps	22	15-51	.294	1-7	.143	12-22	.545	43-1.96	21-0.96	14	20	11
Alfred	15	8-14	.571	0-0	.000	9-12	.750	25-1.67	18-1.20	1	7	3
Cagle	25	16-50	.320	1-12	.083	4-10	.400	37-1.48	37-1.48	5	17	4
Russell	21	7-33	.212	3-16	.188	3-7	.429	20-0.95	11-0.52	3	12	14



SPRING HILL COLLEGE

4000 Dauphin Street
Mobile, AL 36608-0220

Athletic Department: 251-380-3485

Fax #: 251-460-2196

www.shc.edu

Nickname: Badgers, Lady Badgers

Colors: Purple & White

Enrollment: 1400

President: Rev. Richard P. Salmi, S.J.

Fieldhouse: Outlaw Recreation Center (2,000)

Athletic Director

Joe Deighton, Interim

Phone: 251-380-3491

Email: jdeighton@shc.edu

Athletic Secretary

Sharon Jones

Phone: 251-380-3485

Email: sljones@shc.edu

Coaching Staff:

Men's Basketball

Robert Thompson

Phone: 251-380-4460

Email: rthompson@shc.edu

Women's Basketball

Ray Fron

Phone: 251-380-3488

Email: rfron@shc.edu

Baseball

Frank Sims

Phone: 251-380-3486

Email: fsims@shc.edu

Cross Country

(Men's & Women's)

Joe H. Williams

Phone: 251-380-4464

Email: jowilliams@shc.edu

Golf (Men's & Women's)

Steve Hodges

Phone: 251-380-4659

Email: shodges@shc.edu

Spring Hill College

Soccer (Men's & Women's)

TBA

Phone:

Email:

Tennis (Men's & Women's)

Hans Laub

Phone: 251-380-3491

Email: hlaub@shc.edu

Softball

Alison Sellers-Cook

Phone: 251-380-3489

Email: acook@shc.edu

Volleyball

Dr. Peggy Martin

Phone: 251-380-4462

Email: pmartin@shc.edu

Sports Information Director

Jim Stennett

Phone: 251-380-4468

Email: jstennett@shc.edu

**Coordinator of Facilities
and Intramurals**

Angel Gray

Phone: 251-380-4461

Email: agray@shc.edu

Champions of Character Coord.

Faculty Athletic Representative

Dr. David Dean

Phone: 251-380-3082

Fax: 251-460-2181

Email: ddean@shc.edu

Registrar

Stuart Moore

Phone: 251-380-2240

Email: smoore@shc.edu

Spring Hill College Men's Basketball Statistics

Player	G	FG	Pct	3P	Pct	FT	Pct	PTS/AVG	REB/AVG	Ast	TO	STL
Coleman	29	143-360	.397	111-279	.398	29-33	.879	426-14.69	89-3.07	61	42	29
Price	30	132-305	.433	54-136	.397	115-157	.732	433-14.43	117-3.90	72	68	24
Brown	30	109-190	.574	0-0	.000	48-82	.585	266-8.87	224-7.47	13	75	18
Dees	29	85-210	.405	8-31	.258	47-80	.588	225-7.76	103-3.55	15	40	17
McNally	30	93-223	.417	5-25	.200	33-62	.532	224-7.47	184-6.13	28	44	17
Burch	30	77-192	.401	15-44	.341	42-66	.636	211-7.03	126-4.20	100	58	33
Gardner	3	6-9	.667	0-0	.000	0-0	.000	12-4.00	5-1.67	2	2	0
Schwab	30	29-83	.349	20-56	.357	29-38	.763	107-3.57	54-1.80	63	39	12
Twiggs	26	33-67	.493	0-0	.000	19-39	.487	85-3.27	91-3.50	13	21	8
Bajos	3	2-6	.333	1-1	1.000	3-5	.600	8-2.67	6-2.00	3	3	0
Griffin	12	12-31	.387	3-8	.375	5-8	.625	32-2.67	16-1.33	12	16	2
Grant, P.	18	13-25	.520	4-12	.333	7-9	.778	37-2.06	22-1.22	14	9	7
Grant, H.	9	2-12	.167	0-1	.000	4-6	.667	8-0.89	9-1.00	1	6	6
Aubin	5	2-7	.286	0-0	.000	0-0	.000	4-0.80	4-0.80	0	2	2

Spring Hill College Women's Basketball Statistics

Player	G	FG	Pct	3P	Pct	FT	Pct	PTS/AVG	REB/AVG	Ast	TO	STL
Forbes	29	171-318	.538	0-0	.538	90-152	.592	432-14.90	204-7.03	24	78	28
Hollis	29	121-377	.321	70-230	.321	86-112	.768	398-13.72	81-2.79	42	71	31
Belton	29	70-192	.365	29-87	.365	57-75	.760	226-7.79	87-3.00	55	89	30
Wright	28	62-164	.378	19-61	.378	56-83	.675	199-7.11	88-3.14	46	76	25
Boykin	10	20-54	.370	5-15	.370	23-26	.885	68-6.80	21-2.10	17	16	9
Hughes	29	46-118	.390	0-0	.390	73-105	.695	165-5.69	86-2.97	29	44	17
Hicks	26	37-86	.430	7-23	.430	18-23	.783	99-3.81	147-5.65	34	43	42
Ybarra	29	33-115	.287	18-68	.287	8-15	.533	92-3.17	48-1.66	31	50	3
Duncan	27	26-78	.333	12-41	.333	16-20	.800	80-2.96	44-1.63	21	50	8
Coppejans	3	3-3	1.000	1-1	1.000	0-0	.000	7-2.33	0-0.00	2	1	1
Collins	21	10-27	.370	2-5	.370	9-12	.750	31-1.48	30-1.43	4	6	4
Hargrave	18	9-31	.290	0-1	.290	7-9	.778	25-1.39	35-1.94	10	20	2
Roy	26	13-45	.289	3-19	.289	4-11	.364	33-1.27	28-1.08	18	32	9
Phillips	7	1-2	.500	0-0	.500	1-2	.500	3-0.43	7-1.00	0	2	0
Dixon	7	1-1	1.000	0-0	1.000	0-0	.000	2-0.29	4-0.57	1	1	0

TOUGALOO COLLEGE
 500 West County Line Rd
 Tougaloo, MS 39174
 Fax #: 601-977-4497
 www.tougaloo.edu



Nickname: Bulldogs, Lady Bulldogs
Colors: Royal Blue & Scarlet Red
Enrollment: 1000
President: Dr. Beverly Hogan

Fieldhouse: George A & Ruth B. Owens Health & Wellness Center (Seats 2500)

Athletic Director

Dr. James C. Coleman

Phone: 601-977-7809

Email: jcoleman@tougaloo.edu

Asst. Athletic Dir. of Marketing

Lafayette Stribling

Phone: 601-977-6170

Email: ltribling@tougaloo.edu

Athletic Department Admin. Asst.

Eric Pilcher

Phone: 601-977-6161

Email: epilcher@tougaloo.edu

Coaching Staff:

Men's Basketball

Lafayette Stribling

Phone: 601-977-6170

Email: ltribling@tougaloo.edu

Assistant

Harvey Wardell

Phone: 601-977-6162

Email: hwardell@tougaloo.edu

Women's Basketball

Lee Payton

Phone: 601-977-4479

Email: lpayton@tougaloo.edu

Assistant

Dawn Brown

Phone: 601-977-6171

Email: dbrown@tougaloo.edu

Baseball

Robert Fransiskato

Phone: 601-977-6186

Assistant

D. M. Howie

Phone: 601-977-6161

Tougaloo College

Cross Country

Harvey Wardell (Men's)

Phone: 601-977-6162
Email: hwardell@tougaloo.edu

Lee Payton (Women's)

Phone: 601-977-6171
Email: lpayton@tougaloo.edu

Dawn Brown (Women's Assistant)

Phone: 601-977-6171
Email: dbrown@tougaloo.edu

Golf

Clarence Hogan

Phone: 601-291-9578

Tennis

Curtis Shaw

Phone: 601-977-7719
Email: cshaw@tougaloo.edu

Sports Information/Publicity

Eric Pilcher

Phone: 601-977-6161
Email: epilcher@tougaloo.edu

Assistant

Dawn Brown

Phone: 601-977-6171
Email: dbrown@tougaloo.edu

Athletic Event Coordinator

Dawn Brown

Phone: 601-977-6171
Email: dbrown@tougaloo.edu

Champions of Character Coord.

Faculty Athletic Representative

Dr. Marilyn Houston-Coleman

Phone: 601-977-7745
Fax: 601-977-6165
Email: mhcoleman1999@yahoo.com

Registrar

Carolyn Evans

Phone: 601-977-7765
Email: cevans@tougaloo.edu

Tougaloo College Men's Basketball Statistics

Player	G	FG	Pct	3P	Pct	FT	Pct	PTS/AVG	REB/AVG	Ast	TO	STL
Hodges	33	213-481	.443	58-201	.289	143-203	.704	627-19.00	192-5.82	104	110	47
Cable	29	180-428	.421	40-159	.252	73-114	.640	473-16.31	189-6.52	60	59	33
Howard	33	171-456	.375	76-262	.290	66-80	.825	484-14.67	128-3.88	32	41	29
Collins	28	99-156	.635	0-0	.000	26-49	.531	224-8.00	214-7.64	13	31	17
Fisher	29	43-156	.276	33-114	.289	62-85	.729	181-6.24	78-2.69	89	64	26
Ruffin	5	11-16	.688	0-0	.000	8-21	.381	30-6.00	19-3.80	21	16	5
Griffin	31	71-120	.592	1-7	.143	14-24	.583	157-5.07	124-4.00	3	12	9
Thompson	23	26-63	.413	0-0	.000	26-41	.634	78-3.39	106-4.61	3	22	10
White	17	15-39	.385	3-12	.250	13-28	.464	46-2.71	39-2.29	57	40	26
Carter	24	19-55	.345	0-8	.000	23-43	.535	61-2.54	45-1.88	5	14	10
Burks	24	18-32	.563	0-0	.000	1-4	.250	37-1.54	31-1.29	1	9	1
Austin	1	0-0	.000	0-0	.000	1-2	.500	1-1.00	1-1.00	0	0	0
Horton	7	2-3	.667	1-2	.500	0-0	.000	5-0.71	3-0.43	0	6	0
Barnes	9	1-7	.143	1-3	.333	2-2	1.000	5-0.56	3-0.33	1	7	1
Prudhomme	1	0-0	.000	0-0	.000	0-0	.000	0-0.00	0-0.00	0	0	0

Tougaloo College Women's Basketball Statistics

Player	G	FG	Pct	3P	Pct	FT	Pct	PTS/AVG	REB/AVG	Ast	TO	STL
Jones	31	181-402	.450	0-3	.000	76-138	.565	440-14.19	434-14.00	8	40	30
Kern	30	140-403	.347	79-238	.332	50-83	.602	409-13.63	137-4.57	37	80	33
Wilcher	31	104-322	.323	26-109	.239	74-99	.747	308-9.94	172-5.55	125	177	67
Jackson, S.	28	69-284	.243	31-120	.258	23-47	.489	192-6.86	108-3.86	58	104	38
Dixon, Felicia	2	4-7	.571	0-0	.000	3-4	.750	11-5.50	3-1.50	0	3	0
Saddler	12	20-89	.225	14-53	.264	7-11	.636	61-5.08	22-1.83	12	29	9
Bogan	5	8-23	.348	0-0	.000	8-10	.800	24-4.80	18-3.60	6	5	1
Mitchell	30	50-144	.347	3-6	.500	28-48	.583	131-4.37	131-4.37	16	41	18
Jackson, T.	18	20-88	.227	6-23	.261	16-37	.432	62-3.44	38-2.11	29	58	22
Dixon, Felecia	21	21-61	.344	0-0	.000	20-30	.667	62-2.95	48-2.29	0	13	1
Williams	18	16-51	.314	0-0	.000	7-19	.368	39-2.17	56-3.11	0	6	7
Coleman	26	17-76	.224	1-22	.045	17-25	.680	52-2.00	27-1.04	15	28	6
Jefferson	27	15-56	.268	0-0	.000	6-9	.667	36-1.33	51-1.89	3	29	8
Thomas	14	4-18	.222	0-1	.000	1-4	.250	9-0.64	11-0.79	3	15	0
Lewis	1	0-1	.000	0-0	.000	0-0	.000	0-0.00	0-0.00	0	2	0



WILLIAM CAREY UNIVERSITY
 498 Tuscan Avenue
 Hattiesburg, MS 39401-5461
 Fax #: 601-318-6550
 www.wmcarey.edu

Nickname: Crusaders, Lady Saders
Colors: Red, White & Black
Enrollment: 3000

President: Dr. Tommy King (*tking@wmcarey.edu*)

Gulfport
 19640 Hwy. 67

New Orleans
 3939 Gentilly Blvd.

Athletic Director

Steve Knight

Phone: 601-318-6415
 Cell: 601-549-7626
 Home: 601-268-7039
 Fax: 601-318-6550
 Email: sknight@wmcarey.edu

Coaching Staff:

Men's Basketball

Steve Knight

Phone: 601-318-6415
 Cell: 601-549-7626
 Home: 601-268-7039
 Fax: 601-318-6550
 Email: sknight@wmcarey.edu

Assistant

Tracy English

Phone: 601-318-6111
 Cell: 601-467-5004
 Home: 601-261-2441
 Fax: 601-318-6550
 Email: tenglish@wmcarey.edu

William Carey University

Men's Basketball (cont'd)

Assistant

Jeff Norwood

Phone: 601-318-6588
 Cell: 601-310-6732
 Email: jnorwood@wmcarey.edu

Women's Basketball

Tracy English

Phone: 601-318-6111
 Cell: 601-467-5004
 Home: 601-261-2441
 Fax: 601-318-6550
 Email: tenglish@wmcarey.edu

Assistant

D. J. Pulley

Phone: 601-318-6111
 Cell: 601-270-7592
 Fax: 601-318-6550

Baseball

Bobby Halford

Phone: 601-318-6110
 Cell: 601-620-8025
 Home: 601-264-1550
 Fax: 601-318-6550
 Email: bhalford@wmcarey.edu

Assistant

Nick Hillman

Phone: 601-318-6612

Assistant

Ben Smith

Phone: 601-318-6612
 Email: bsmith@wmcarey.edu

Softball

Wendy Hogue

Phone: 601-318-6551
 Cell: 601-270-7358
 Home: 601-583-4111
 Fax: 601-318-6770
 Email: whogue@wmcarey.edu

Assistant

Craig Fletcher

Phone: 601-318-6551
 Email: cfletcher@wmcarey.edu

William Carey University

Soccer (Men's)

Nigel Boulton

Phone: 601-318-6401
 Cell: 601-955-5339
 Home: 601-261-3027
 Fax: 601-318-6770
 Email: nboulton@wmcarey.edu

Soccer (Women's)

Danny Owens

Phone: 601-318-6589
 Cell: 228-596-1064
 Fax: 601-318-6770
 Email: dowens@wmcarey.edu

Men's Golf

D. J. Pulley

Phone: 601-318-6111
 Cell: 601-270-7592
 Email: djpulley@wmcarey.edu

Tennis (Men's & Women's)

Christoph Schaefer

Phone: 601-318-6631
 Cell: 601-862-9327
 Email: cschaefer@wmcarey.edu

Sports Information/Publicity

D. J. Pulley

Phone: 601-318-6111
 Cell: 601-270-7592
 Fax: 601-318-6550
 Email: djpulley@wmcarey.edu

Champions of Character Coord.

Wendy Moore

Phone: 601-318-6212
 Email: wmoore@wmcarey.edu

Faculty Athletic Representative

Dr. E. Milton Wheeler

Phone: 601-318-6165
 Home: 601-268-3126
 Fax: 601-318-6454
 Email: mwheeler@wmcarey.edu

Registrar

Gayle Knight

Phone: 601-318-6195
 Fax: 601-318-6196
 Email: gknight@wmcarey.edu

William Carey University Men's Basketball Statistics

Player	G	FG	Pct	3P	Pct	FT	Pct	PTS/AVG	REB/AVG	Ast	TO	STL
Middleton	29	173-317	.546	2-6	.333	108-154	.701	456-15.72	178-6.14	56	64	53
Spann	28	99-269	.368	20-82	.244	41-57	.719	259-9.25	144-5.14	85	106	48
Wilcher	28	94-248	.379	44-137	.321	15-24	.625	247-8.82	67-2.39	27	50	17
Wade	25	71-185	.384	10-41	.244	50-77	.649	202-8.08	39-1.56	32	49	25
Woodland	29	83-157	.529	0-0	.000	36-70	.514	202-6.97	109-3.76	13	33	17
Lee	26	66-131	.504	0-4	.000	28-44	.636	160-6.15	154-5.92	14	29	19
Lubin	16	35-70	.500	5-26	.192	18-25	.720	93-5.81	57-3.56	6	14	6
Blanks	29	55-145	.379	5-39	.128	25-44	.568	140-4.83	86-2.97	15	35	23
Combest	25	28-78	.359	9-46	.196	9-10	.900	74-2.96	36-1.44	20	22	15
Chambers	25	13-43	.302	1-9	.111	23-37	.622	50-2.00	29-1.16	30	26	17
Jackson	19	15-29	.517	0-0	.000	3-8	.375	33-1.74	39-2.05	2	7	2
Openshaw	14	9-35	.257	5-25	.200	0-0	.000	23-1.64	4-0.29	2	12	3
Lockhart	20	11-36	.306	5-28	.179	3-4	.750	30-1.50	6-0.30	4	5	2

William Carey University Women's Basketball Statistics

Player	G	FG	Pct	3P	Pct	FT	Pct	PTS/AVG	REB/AVG	Ast	TO	STL
Lewis	29	169-345	.490	5-18	.278	137-190	.721	480-16.55	156-5.38	63	105	71
Harfield	24	155-310	.500	4-12	.333	61-103	.592	375-15.63	234-9.75	23	67	32
Kennedy	29	98-244	.402	28-79	.354	48-70	.686	272-9.38	142-4.90	114	112	98
Hubbard	29	98-220	.445	8-29	.276	45-69	.652	249-8.59	143-4.93	28	60	18
Mason	29	84-225	.373	43-125	.341	35-42	.833	246-8.48	121-4.17	22	41	16
Stephens	29	44-169	.260	33-135	.244	14-18	.778	135-4.66	44-1.52	48	40	9
Brooks	6	12-24	.500	0-2	.000	2-4	.500	26-4.33	17-2.83	1	10	5
Tillman	29	42-105	.400	5-12	.417	34-60	.567	123-4.24	78-2.69	29	43	21
Young	2	2-10	.200	1-7	.143	2-2	1.000	7-3.50	7-3.50	0	2	0
Walker	4	1-2	.500	0-0	.000	1-3	.333	3-0.75	0-0.00	0	1	0
Gilmore	23	4-21	.190	1-10	.100	3-5	.600	12-0.52	20-0.87	3	5	4



XAVIER UNIVERSITY OF LOUISIANA
 1 Drexel Drive
 New Orleans, LA 70125
 Fax #: 504-520-7934
 www.xula.edu

Nickname: Gold Rush, Gold Nuggets
Colors: Gold & White
Enrollment: 3236
President: Dr. Norman C. Francis
Fieldhouse: The Barn (Seats 1300)

Athletic Director

Dennis Cousin

Phone: 504-520-7330
 Home: 985-643-8185
 Email: dcousin1@xula.edu

Athletic Administrative Assistant

Alma Henderson

Phone: 504-520-7229
 Email: ahenders@xula.edu

Coaching Staff:

Men's Basketball

Dannton Jackson

Phone: 504-520-5448
 Fax: 504-520-7972
 Email: djackson@xula.edu

Women's Basketball

Bo Browder

Phone: 504-520-7333
 Fax: 504-520-7975
 Email: rbrowder@xula.edu

Associate Head Coach

Darrilyn Broussard

Phone: 504-520-7513
 Home: 504-361-1444
 Email: dbrouss1@xula.edu

Xavier University

**Cross Country and Track
 (Men's and Women's)**

Joseph Moses

Phone: 504-520-5007
 Email: jmoses@xula.edu

Tennis (Men's and Women's)

Alan Green

Phone: 504-520-5008
 Email: amgreen@xula.edu

Sports Information/Publicity

Ed Cassiere

Phone: 504-520-5707
 Cell: 504-256-5380
 Fax: 504-520-7934
 Email: ecassier@xula.edu

Head Athletic Trainer

Melvin Wallis

Phone: 504-520-6702
 Cell: 504-330-9731
 Cell: 985-381-5938
 Email: mwallis@ochsner.org

Campus Recreational Sports Dir.

Silas Steele

Phone: 504-520-7334
 Email: sasteele@xula.edu

Champions of Character Coord.

Joseph Moses

Phone: 504-520-5007
 Email: jmoses@xula.edu

Faculty Athletic Representative

Sr. Grace Mary Flickinger

Phone: 504-520-7526
 Home: 504-482-0917
 Fax: 504-520-7918
 Email: gflickin@xula.edu

Assistant

Dr. Michael Adams

Phone: 504-520-5300
 Fax: 504-520-7942
 Email: mradams@xula.edu

Registrar

Avis Stuard

Phone: 504-520-7599
 Email: astuard@xula.edu

Xavier Men's Basketball Statistics

Player	G	FG	Pct	3P	Pct	FT	Pct	PTS/AVG	REB/AVG	Ast	TO	STL
Dumas	29	154-334	.461	33-95	.347	86-130	.662	427-14.72	86-2.97	123	83	93
Okoroha	31	120-216	.556	1-6	.167	127-186	.683	368-11.87	225-7.26	45	73	20
Olafioye	31	95-189	.503	32-83	.386	39-60	.650	261-8.42	60-1.94	18	42	12
Harvey	30	71-167	.425	29-84	.345	19-29	.655	190-6.33	36-1.20	21	28	10
Woods	9	22-37	.595	0-0	.000	12-15	.800	56-6.22	37-4.11	4	12	5
Cleveland	8	17-44	.386	4-15	.267	9-9	1.000	47-5.88	6-0.75	4	9	6
Andrew	30	54-138	.391	6-30	.200	48-65	.738	162-5.40	67-2.23	34	50	13
DeRousselle	27	33-94	.351	16-51	.314	30-36	.833	112-4.15	39-1.44	49	45	28
Hadnot	31	45-94	.479	0-0	.000	28-40	.700	118-3.81	94-3.03	13	31	15
Kennedy	28	35-82	.427	0-0	.000	28-40	.700	98-3.50	74-2.64	6	26	7
Bussie	31	37-80	.463	0-2	.000	28-73	.384	102-3.29	140-4.52	17	40	12
Kenner	27	20-61	.328	5-23	.217	9-15	.600	54-2.00	18-0.67	12	19	7
Ruffin	25	8-29	.276	0-8	.000	7-18	.389	23-0.92	24-0.96	17	21	6
Stone	6	0-1	.000	0-0	.000	0-0	.000	0-0.00	2-0.33	0	2	0

Xavier Women's Basketball Statistics

Player	G	FG	Pct	3P	Pct	FT	Pct	PTS/AVG	REB/AVG	Ast	TO	STL
Powell	32	147-290	.507	0-1	.000	84-116	.724	378-11.81	194-6.06	24	61	45
Franklin	32	100-248	.403	23-73	.315	37-50	.740	260-8.13	82-2.56	49	93	37
Jones, D.	32	80-194	.412	0-0	.000	52-80	.650	212-6.63	119-3.72	20	49	31
Grant	32	76-229	.332	46-156	.295	13-21	.619	211-6.59	90-2.81	57	50	55
Wise	32	83-187	.444	14-37	.378	26-45	.578	206-6.44	101-3.16	37	41	31
Williams	32	76-174	.437	0-1	.000	42-70	.600	194-6.06	212-6.63	51	71	27
Boyd	29	68-191	.356	26-80	.325	11-18	.611	173-5.97	62-2.14	58	35	33
Jones, M.	32	58-171	.339	1-7	.143	43-67	.642	160-5.00	81-2.53	87	100	58
Young	32	36-83	.434	13-26	.500	20-31	.645	105-3.28	31-0.97	46	47	26
Kelly	32	38-99	.384	0-2	.000	27-49	.551	103-3.22	106-3.31	35	62	28
Kennebrew	25	13-28	.464	0-0	.000	11-16	.688	37-1.48	23-0.92	3	17	3
Okwumabua	20	5-15	.333	2-3	.667	5-7	.714	17-0.85	11-0.55	5	7	5
McGill	25	6-12	.500	0-3	.000	0-3	.000	12-0.48	14-0.56	11	17	16

2008-2009 Men's Basketball Team Statistics GCAC Standings

FINAL REGULAR SEASON STANDINGS Men's Basketball

Team	Conference Games					Overall Record				
	W	L	PCT	PF	PA	W	L	PCT	PF	PA
Tougaloo	14	4	.778	70.9	60.6	22	11	.667	73.0	66.7
LSUS	12	6	.667	79.9	74.6	22	12	.647	78.5	74.3
Loyola	12	6	.667	72.4	70.8	19	11	.633	73.2	71.7
Spring Hill	11	7	.611	65.6	64.9	19	11	.633	69.3	65.0
Xavier	11	7	.611	62.4	61.3	19	12	.613	65.1	62.3
Belhaven	9	9	.500	66.7	66.7	18	13	.581	68.4	64.6
Dillard	8	10	.444	63.7	67.9	12	18	.400	67.5	71.9
Mobile	6	12	.333	64.0	67.1	16	16	.500	68.7	63.3
Wm. Carey	4	14	.222	63.7	67.7	9	20	.310	67.9	70.4
SUNO	3	15	.167	65.0	72.7	3	25	.107	62.4	75.7

TEAM SCORING OFFENSE

SCHOOL	G	POINTS	AVG
LSUS	34	2670	78.53
Loyola	30	2195	73.17
Tougaloo	33	2409	73.00
Spring Hill	30	2078	69.27
Mobile	32	2199	68.72
Belhaven	31	2119	68.36
Wm. Carey	29	1969	67.90
Dillard	30	2024	67.47
Xavier	31	2018	65.10
SUNO	28	1776	63.43

TEAM SCORING DEFENSE

SCHOOL	G	POINTS	AVG
Xavier	31	1926	62.13
Mobile	32	2024	63.25
Belhaven	31	2002	64.58
Spring Hill	30	1951	65.03
Tougaloo	33	2202	66.73
Wm. Carey	29	2043	70.45
Loyola	30	2151	71.70
Dillard	30	2156	71.87
LSUS	34	2527	74.32
SUNO	28	2116	75.57

NOTE: Complete Men's Basketball stats can be found at <http://www.dakstats.com/websync>

TEAM SCORING MARGIN

SCHOOL	G	OWN POINTS	OPP POINTS	+/-
Tougaloo	33	73.00	66.73	6.27
Mobile	32	68.72	63.25	5.47
Spring Hill	30	69.27	65.03	4.23
LSUS	34	78.53	74.32	4.21
Belhaven	31	68.36	64.58	3.77
Xavier	31	65.10	62.13	2.97
Loyola	30	73.17	71.70	1.47
Wm. Carey	29	67.90	70.45	-2.55
Dillard	30	67.47	71.87	-4.40
SUNO	28	63.43	75.57	-12.14

TEAM REBOUND MARGIN

SCHOOL	G	OWN REB.	OPP REB.	+/-
Mobile	32	35.94	30.06	5.88
Belhaven	31	37.29	31.61	5.68
Spring Hill	30	38.37	36.23	2.13
Xavier	31	32.10	30.71	1.39
Wm. Carey	29	36.35	35.41	0.93
Tougaloo	33	36.18	36.00	0.18
LSUS	34	36.47	36.32	0.15
Loyola	30	36.60	36.90	-0.30
Dillard	30	32.63	38.97	-6.33
SUNO	28	31.93	40.54	-8.61

TEAM FIELD GOAL PCT - OFFENSE

SCHOOL	G	FGM	FGA	PCT.
Loyola	30	801	1720	.466
LSUS	34	902	1946	.464
Xavier	31	711	1566	.454
Mobile	32	785	1777	.442
Belhaven	31	760	1747	.435
Tougaloo	33	869	2012	.432
Wm. Carey	29	752	1743	.431
Spring Hill	30	738	1720	.429
SUNO	28	659	1622	.406
Dillard	30	670	1750	.383

TEAM FIELD GOAL PCT - DEFENSE

SCHOOL	G	FGM	FGA	PCT.
Tougaloo	33	782	1959	.399
Spring Hill	30	707	1764	.401
Belhaven	31	668	1632	.409
Xavier	31	648	1547	.419
Mobile	32	684	1613	.424
LSUS	34	874	2052	.426
Loyola	30	780	1819	.429
Wm. Carey	29	740	1621	.457
Dillard	30	760	1610	.472
SUNO	28	782	1644	.476

TEAM 3-PT FG PCT - OFFENSE

SCHOOL	G	3PM	3PA	PCT.
LSUS	34	290	773	.375
Spring Hill	30	221	593	.373
Loyola	30	159	439	.362
SUNO	28	125	365	.342
Xavier	31	126	397	.317
Dillard	30	243	769	.316
Mobile	32	160	532	.301
Tougaloo	33	213	768	.277
Belhaven	31	115	422	.273
Wm. Carey	29	106	443	.239

TEAM 3-PT FG PCT - DEFENSE

SCHOOL	G	3PM	3PA	PCT.
Spring Hill	30	176	605	.291
SUNO	28	131	448	.292
Dillard	30	136	454	.300
Tougaloo	33	189	615	.307
Mobile	32	153	491	.312
Loyola	30	191	609	.314
Xavier	31	160	510	.314
Wm. Carey	29	159	496	.321
Belhaven	31	192	565	.340
LSUS	34	239	672	.356

TEAM FREE THROW PCT

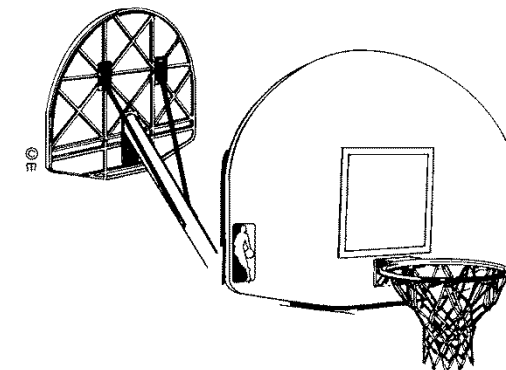
SCHOOL	G	FTM	FTA	PCT.
LSUS	34	576	852	.676
Mobile	32	469	710	.661
Tougaloo	33	458	696	.658
Loyola	30	434	662	.656
Xavier	31	470	716	.656
Spring Hill	30	381	585	.651
Wm. Carey	29	359	554	.648
Dillard	30	441	682	.647
Belhaven	31	484	755	.641
SUNO	28	333	560	.595



2008-2009 Men's Basketball Individual Statistics GCAC Standings

INDIVIDUAL SCORING LEADERS

Name	School	Year	G	FGM	3PM	FTM	Points	Pts/G
Brock, Ryan	Loyola	SO	29	222	8	126	578	19.93
Hodges, Jermaine	Tougaloo		33	213	58	143	627	19.00
Manning, David	Dillard	JR	28	155	49	160	519	18.54
Gatlin, Chris	LSUS	SR	34	203	97	60	563	16.56
Cable, Jeremy	Tougaloo		29	180	40	73	473	16.31
Hamilton, Tyrone	LSUS	SR	34	159	77	145	540	15.88
Middleton, Dexter	Wm. Carey	SR	29	173	2	108	456	15.72
Dumas, Shaun	Xavier	SR	29	154	33	86	427	14.72
Coleman, Marcus	Spring Hill	JR	29	143	111	29	426	14.69
Howard, Walter	Tougaloo		33	171	76	66	484	14.67
Price, Jeremy	Spring Hill	SR	30	132	54	115	433	14.43
Bennett, Sean	Loyola	JR	29	132	77	74	415	14.31
Whiting, Korey	Belhaven	SR	31	155	3	126	439	14.16
Walcott, Iman	Belhaven	SR	31	137	20	95	389	12.55
Okoroha, Kelechi	Xavier	SR	31	120	1	127	368	11.87
Wingate, Cornice	Dillard	JR	30	97	71	83	348	11.60
Walker, Donte	Mobile		32	135	23	63	356	11.13
Wilson, Billy	SUNO	SR	21	95	0	42	232	11.05
Beaulieu, Torry	Loyola	JR	29	108	28	69	313	10.79
Parker, Derrick	LSUS	FR	34	138	1	66	343	10.09



INDIVIDUAL REBOUNDING LEADERS

Name	School	Yr.	G	Rebounds	Avg/G
Whiting, Corey	Belhaven	SR	31	243	7.84
Collins, Sylvester	Tougaloo		28	214	7.64
Parker, Derrick	LSUS	FR	34	259	7.62
Brown, Nick	Spring Hill	SO	30	224	7.47
Okoroha, Kelechi	Xavier	SR	31	225	7.26
Wilson, Billy	SUNO	SR	21	152	7.24
Tuszynski, Nick	Loyola	JR	30	198	6.60
Cable, Jeremy	Tougaloo		29	189	6.52
Manning, David	Dillard	JR	28	180	6.43
Middleton, Dexter	Wm. Carey	SR	29	178	6.14

INDIVIDUAL FIELD GOAL PCT LEADERS

Name	School	Yr.	G	FGM	FGA	Pct.
Middleton, Dexter	Wm. Carey	SR	29	173	317	.546
Whiting, Corey	Belhaven	SR	31	155	304	.510
Brock, Ryan	Loyola	SO	29	222	438	.507
Gatlin, Chris	LSUS	SR	34	203	410	.495
Dumas, Shaun	Xavier	SR	29	154	334	.461
Hodges, Jermaine	Tougaloo		33	213	481	.443
Cable, Jeremy	Tougaloo		29	180	428	.421
Manning, David	Dillard	JR	28	155	384	.404
Howard, Walter	Tougaloo		33	171	456	.375

INDIVIDUAL 3-POINT FG PCT


Name	School	Yr.	G	3PM	3PA	Pct.
Gatlin, Chris	LSUS	SR	34	97	224	.433
Bennett, Sean	Loyola	JR	29	77	186	.414
Coleman, Marcus	Spring Hill	JR	29	111	279	.398
Price, Jeremy	Spring Hill	SR	30	54	136	.397
Manning, David	Dillard	JR	28	49	133	.368
Wingate, Cornice	Dillard	JR	30	71	210	.338
Hamilton, Tyrone	LSUS	SR	34	77	230	.335
Wilcher, Anthony	Wm. Carey	JR	28	44	137	.321
Howard, Walter	Tougaloo		33	76	262	.290
Hodges, Jermaine	Tougaloo		33	58	201	.289

INDIVIDUAL FREE THROW PCT

Name	School	Yr.	G	FTM	FTA	Pct.
Bennett, Sean	Loyola	JR	29	74	86	.860
Stevenson, Jared	LSUS	JR	34	114	144	.792
Wingate, Cornice	Dillard	JR	30	83	108	.769
Price, Jeremy	Spring Hill	SR	30	115	157	.732
Walcott, Iman	Belhaven	SR	31	95	134	.709
Hamilton, Tyrone	LSUS	SR	34	145	206	.704
Hodges, Jermaine	Tougaloo		33	143	203	.704
Middleton, Dexter	William Carey	SR	29	108	154	.701
Manning, David	Dillard	JR	28	160	231	.693
Okoroha, Kelechi	Xavier	SR	31	127	186	.683

INDIVIDUAL ASSIST LEADERS

Name	School	Yr.	G	Assists	Avg/G
Hamilton, Tyrone	LSUS	SR	34	177	5.21
Beaulieu, Torry	Loyola	JR	29	144	4.97
Stevenson, Jared	LSUS	JR	34	148	4.35
Dumas, Shaun	Xavier	SR	29	123	4.24
Warren, Clipton	SUNO	SR	26	89	3.42
Wingate, Cornice	Dillard	JR	30	102	3.40
Burch, Antonio	Spring Hill	FR	30	100	3.33
Hodges, Jermaine	Tougaloo		33	104	3.15
Fisher, Keith	Tougaloo		29	89	3.07
Spann, Marcus	Wm. Carey	SO	28	85	3.04





GCAC Men's Basketball Season Records

Team Scoring, Seas. Avg., Off.	Wm. Carey, 1989-90, 94.7
Team Scoring, Seas. Avg., Def.	Spring Hill, 2001-02, 52.1
Team Scoring, Seas. Avg., Margin	Xavier, 2000-01, 19.00
Team FGM, Seas.	Sp. Hill, 1987-88, 1244
Team FG Pct., Seas.	Sp. Hill, 1987-88, .56 (1244/2221)
Team FTM, Seas.	Wm. Carey, 1988-89, 709
Team FT Pct., Seas.	W.C., 1982-83 .757 (433/572)
Team Reb., Seas. Avg., Off.	Wm. Carey, 1989-90, 48.9
Team Reb., Seas. Avg. Def.	Dillard, 1986-87, 41.5
.....	Wm. Carey, 1994-96, 41.5
Team Reb. Seas. Avg., Margin	Dillard, 2001-02, +12.61
Team Three Point FG, Total Seas.	Wm. Carey, 1994-95, 315
Team Three Point FG, Seas. Pct.	SUNO, 1987-88, .435 (85-195)
Most Wins, Team, Seas.	Mobile, 1993-94, 32
Individual Scoring, Seas., Total Pts	Gray, Wm. Carey, 1985-86, 773
Individual Scoring, Seas., Game Avg.	Jones, Dillard, 1988-89, 26.0
FG Shooting, Total Made, Seas.	Jones, Dillard, 1988-89, 297
FG Shooting, Seas., Pct.	Gullet, Xavier, 1981-82, 67 (118/174)
FT Shooting, Total Made, Seas.	Woody, Wm. Carey, 1984-85, 189
.....	Gray, Wm. Carey, 1985-86., 189
FT Shooting, Seas. Pct.	Ford, W. C., 1997-1998, .889 (144-162)
Individual Reb., Seas., Total	Lance Lonke, Dillard, 2001-02, 427
Individual Reb., Seas., Game Avg.	Lance Lonke, Dillard, 2001-02, 15.8
Assists. Total, Seas.	Nelson, Spring Hill, 1987-88, 279
Assists, Seas., Game Avg.	Nelson, Spring Hill, 1987-88. 6.9
Three Point FG, Seas. Total	Dexter Pugh, WC, 1996-97, 125
Three Point FG, Seas. Pct.	Clemons, Mobile, 1993-4, .537 (22-41)
Team Record, Best Pct.	Mobile, 1993-94, .941 (32-2)

GCAC Men's Basketball Game Records


Individual

Most Points Scored	48 - Chad Barnes, Loyola vs Wm. Carey, 1/18/2003
Most FGA	31 - Juan Mercier, Xavier vs Belhaven, 2/14/1987
Most FGM	17 - Eugene Johnson, Wm. Carey, 2/12/1982
.....	17 - Chad Barnes, Loyola vs Wm. Carey, 1/18/2003
Most FTA	23 - Angelo Taylor, Xavier vs Mobile, 2/16/2002
Most FTM	21 - Angelo Taylor, Xavier vs Mobile, 2/16/2002
Most 3 pt. FGA	17 - Barry Johnson, Dillard vs Tougaloo, 1/21/1989
Most 3 pt. FGM	11 - Chad Barnes, Loyola vs Wm. Carey, 1/18/2003
Most Rebounds	22 - Zac Cooper, Wm. Carey vs Sp. Hill, 2/12/1983
Most Assists	19 - Derrick Collins, Xavier vs Sp. Hill, 2/3/1986
Most Steals	8 - Leslie McClinton, Wm Carey vs Sp. Hill, 1/29/1990
.....	8 - Dennis Powell, UM vs Xavier, 1/21/1993
.....	8 - Shaun Dumas, Xavier vs Tougaloo, 2/5/2007
Most Blocked Shots	9 - John Laird, W.C. vs Tougaloo 2/2/1999

Team Single Game

Most Points Scored	132 - Wm. Carey vs SUNO, 2/23/1989
.....	132 - Belhaven vs SUNO, 2/16/1991
Fewest Points Scored	30 - Belhaven vs Spring Hill, 1/9/2003
Most FGA	94 - Wm. Carey vs Spring Hill, 2/27/1984
Most FGM	49 - Wm. Carey vs Xavier, 2/17/1990
Most FTA	56 - Spring Hill vs Dillard, 3/7/1997
Most FTM	41 - Spring Hill vs Dillard, 3/7/1997
Most 3 Pt. FGA	36 - Wm. Carey vs Tougaloo, 2/6/1995
Most 3 PT. FGM	21 - Loyola vs Wm. Carey, 1/18/2003
Most Rebounds	69 - Wm. Carey vs Xavier, 2/17/1990
Most Assists	38 - Wm. Carey vs SUNO, 2/23/1989
Most Pts, Losing Game	123 - SUNO vs Belhaven, 2/16/1991
Fewest Pts Winning Game	43 - Xavier vs SUNO, 2/7/2008
Most Pts, Both Teams	255 - Belhaven vs SUNO, 2/16/1991
Fewest Pts, Both Teams	80 - Spring Hill vs Belhaven, 1/9/2003
Highest Field Goal %	75.9 - Xavier vs Tougaloo, 2/5/2007
Lowest Field Goal %	24.5 - Belhaven vs Spring Hill, 1/9/ 2003
Highest FG % Both Teams	64.0 - Wm. Carey vs Tougaloo, 3/3/1995
Lowest FG % Both Teams	31.1 - Xavier vs Tougaloo, 1/12/2008





2008-2009 GCAC Men's Basketball All-Conference Team

<u>Name</u>	<u>School</u>
Sean Bennett	Loyola
Ryan Brock	Loyola
Jeremy Cable	Tougaloo
Marcus Coleman	Spring Hill
Shaun Dumas	Xavier
Chris Gatlin	LSUS
Jermaine Hodges	Tougaloo
Walter Howard	Tougaloo
David Manning	Dillard
Dexter Middleton	William Carey
Kelechi Okoroha	Xavier
Mike Pilgrim	LSUS
Jeremy Price	Spring Hill
Nate Roche	Belhaven
Korey Whiting	Belhaven

Player of the Year: Jermaine Hodges – Tougaloo

Newcomer of the Year: Ryan Brock – Loyola

***Co-Freshmen of the Year: Sylvester Collins – Tougaloo
Derrick Parker – LSUS***

Coach of the Year: Lafayette Stribling – Tougaloo



2008-2009 GCAC Women's Basketball All-Conference Team

<u>Name</u>	<u>School</u>
Keisha Forbes	Spring Hill
Danielle Goodly	Mobile
Whitney Hollins	LSUS
Valerie Huizar	LSUS
Gerica Johnson	Mobile
Victoria Jones	Tougaloo
Shonte Kennedy	William Carey
Kim Lewis	William Carey
Brittany Powell	Xavier
Jazzlyn Prince	SUNO
Janai Sells	LSUS
Trenell Smith	Loyola
Trenese Smith	Loyola
Jaelin Stringer	Belhaven
Jira Williams	Belhaven

Player of the Year: Trenese Smith – Loyola

Newcomer of the Year: Valerie Huizar – LSUS

Freshman of the Year: Victoria Jones – Tougaloo

Coach of the Year: Ronnie Howell – LSUS

2008-2009 Women's Basketball Team Statistics GCAC Standings

FINAL REGULAR SEASON STANDINGS Women's Basketball

Team	Conference Games					Overall Record				
	W	L	PCT	PF	PA	W	L	PCT	PF	PA
Loyola	16	2	.889	67.9	52.7	23	7	.767	67.7	58.0
LSUS	15	3	.833	64.5	57.1	27	6	.818	65.8	56.3
Xavier	13	5	.722	60.0	54.9	23	9	.719	64.6	57.4
Wm. Carey	10	8	.556	63.6	60.7	16	13	.552	66.5	64.9
Belhaven	8	10	.444	62.1	64.1	17	14	.548	64.9	60.9
Tougaloo	7	11	.389	56.9	64.8	10	21	.323	59.2	69.1
SUNO	6	12	.333	56.7	62.1	12	15	.444	57.8	58.8
Mobile	6	12	.333	71.3	73.5	14	18	.438	69.6	69.7
Dillard	5	13	.278	58.6	64.7	9	22	.290	60.5	66.8
Spring Hill	4	14	.222	62.6	69.5	7	22	.241	64.1	70.7

TEAM SCORING OFFENSE

SCHOOL	G	POINTS	AVG
Mobile	32	2227	69.59
Loyola	30	2030	67.67
Wm. Carey	29	1928	66.48
LSUS	33	2170	65.76
Belhaven	31	2011	64.87
Xavier	32	2068	64.63
Spring Hill	29	1860	64.14
Dillard	31	1876	60.52
Tougaloo	31	1836	59.23
SUNO	27	1560	57.78

TEAM SCORING DEFENSE

SCHOOL	G	POINTS	AVG
LSUS	33	1889	57.24
Xavier	32	1836	57.38
Loyola	30	1740	58.00
SUNO	27	1585	58.70
Belhaven	31	1888	60.90
Wm. Carey	29	1883	64.93
Dillard	31	2065	66.61
Tougaloo	31	2087	67.32
Spring Hill	29	1977	68.17
Mobile	32	2231	69.72

NOTE: Complete Women's Basketball stats can be found at
<http://www.dakstats.com/websync>

TEAM SCORING MARGIN

SCHOOL	G	POINTS	OWN POINTS	OPP POINTS	+/-
Loyola	30	67.67	58.00	9.67	9.67
LSUS	33	65.76	57.24	8.52	8.52
Xavier	32	64.63	57.38	7.25	7.25
Belhaven	31	64.87	60.90	3.97	3.97
Wm. Carey	29	66.48	64.93	1.55	1.55
Mobile	32	69.59	69.72	-0.13	-0.13
SUNO	27	57.78	58.70	-0.93	-0.93
Spring Hill	29	64.14	68.17	-4.03	-4.03
Dillard	31	60.52	66.61	-6.10	-6.10
Tougaloo	31	59.23	67.32	-8.10	-8.10

TEAM REBOUNDING MARGIN

SCHOOL	G	OWN REB.	OPP REB.	+/-
Tougaloo	31	42.45	35.78	6.68
Loyola	30	38.87	34.43	4.43
LSUS	33	38.70	34.30	4.39
Wm. Carey	29	37.79	35.48	2.31
SUNO	27	37.85	35.96	1.89
Xavier	32	38.63	38.09	0.53
Belhaven	31	33.90	35.65	-1.74
Mobile	32	36.13	38.22	-2.09
Spring Hill	29	35.69	39.10	-3.41
Dillard	31	37.68	41.65	-3.97

TEAM FIELD GOAL PCT OFFENSE

SCHOOL	G	FGM	FGA	PCT.
Loyola	30	704	1618	.435
Mobile	32	836	1936	.432
LSUS	33	768	1795	.428
Wm. Carey	29	709	1675	.423
Xavier	32	786	1921	.409
Belhaven	31	765	1873	.408
Spring Hill	29	623	1611	.387
SUNO	27	571	1501	.380
Dillard	31	675	1848	.365
Tougaloo	31	669	2025	.330

TEAM FIELD GOAL PCT DEFENSE

SCHOOL	G	FGM	FGA	PCT.
Xavier	32	638	1764	.362
LSUS	33	685	1865	.367
Loyola	30	637	1734	.367
SUNO	27	557	1480	.376
Dillard	31	745	1850	.403
Wm. Carey	29	684	1692	.404
Tougaloo	31	709	1732	.409
Spring Hill	29	754	1790	.421
Belhaven	31	672	1584	.424
Mobile	32	857	1944	.441

TEAM 3-PT FG PCT OFFENSE

SCHOOL	G	3PM	3PA	PCT.
LSUS	33	193	562	.343
Belhaven	31	123	383	.321
Xavier	32	125	389	.321
Loyola	30	143	451	.317
SUNO	27	88	290	.303
Mobile	32	130	429	.303
Spring Hill	29	166	551	.301
Wm. Carey	29	128	430	.298
Tougaloo	31	160	575	.278
Dillard	31	107	418	.256

TEAM 3-PT FG PCT DEFENSE

SCHOOL	G	3PM	3PA	PCT.
SUNO	27	99	359	.276
Xavier	32	126	453	.278
Loyola	30	143	492	.291
LSUS	33	157	532	.295
Belhaven	31	120	405	.296
Tougaloo	31	130	438	.297
Dillard	31	157	504	.312
Spring Hill	29	143	421	.340
Wm. Carey	29	193	564	.342
Mobile	32	179	514	.348

TEAM FREE THROW PCT


SCHOOL	G	FTM	FTA	PCT.
Loyola	30	479	660	.726
Spring Hill	29	448	645	.695
Wm. Carey	29	382	566	.675
LSUS	33	441	379	.649
Xavier	32	371	573	.647
Mobile	32	425	666	.638
Dillard	31	419	678	.618
Tougaloo	31	338	564	.599
Belhaven	31	358	605	.592
SUNO	27	330	568	.581



2008-2009 Women's Basketball Individual Statistics GCAC Standings

INDIVIDUAL SCORING LEADERS

Name	School	Year	G	FGM	3PM	FTM	Points	Pts/G
Johnson, Gerica	Mobile		31	222	30	93	567	18.29
Smith, Trenese	Loyola	JR	30	181	50	135	547	18.23
Goodly, Danielle	Mobile		32	200	27	132	559	17.47
Lewis, Kim	Wm. Carey	JR	29	169	5	137	480	16.55
Hartfield, Fallon	Wm. Carey	JR	24	155	4	61	375	15.63
Forbes, Keisha	Spring Hill	SR	29	171	0	90	432	14.90
Smith, Trenell	Loyola	JR	30	142	43	113	440	14.67
Stringer, Jaelyn	Belhaven	SR	31	189	3	66	447	14.42
Jones, Victoria	Tougaloo		31	181	0	78	440	14.19
Williams, Jira	Belhaven	JR	31	177	22	51	427	13.77
Hollis, Sharidan	Spring Hill	SR	29	121	70	86	398	13.72
Kern, Kim	Tougaloo		30	140	79	50	409	13.63
McIntosh, Sherri	Mobile		30	141	0	78	360	12.00
Powell, Brittany	Xavier	JR	32	147	0	84	378	11.81
Huizar, Valerie	LSUS	JR	33	99	70	118	386	11.70
Hollins, Whitney	LSUS	SO	33	132	88	32	384	11.64
Mitchell, Ariel	Dillard	FR	31	130	32	66	358	11.55
Sims, Kiarra	SUNO	FR	27	116	0	67	299	11.07
Prince, Jazzlyn	SUNO	JR	27	104	12	77	297	11.00
Sells, Janai	LSUS	SR	27	110	0	76	296	10.96



INDIVIDUAL REBOUNDING LEADERS

Name	School	Yr.	G	Rebounds	Avg.
Jones, Victoria	Tougaloo		31	434	14.00
Hartfield, Fallon	Wm. Carey	JR	24	234	9.75
McIntosh, Sherri	Mobile		30	292	9.73
Mainguy, Christine	Loyola	SR	30	250	8.33
Sims, Kiarra	SUNO	FR	27	207	7.67
Sells, Janai	LSUS	SR	27	203	7.52
Prince, Jazzlyn	SUNO	JR	27	201	7.44
Forbes, Keisha	Spring Hill	SR	29	204	7.03
Johnson, Gerica	Mobile		31	212	6.84
Williams, Johnna	Xavier	SO	32	212	6.63

INDIVIDUAL FIELD GOAL PCT LEADERS

Name	School	Yr.	G	FGM	FGA	Pct.
Forbes, Keisha	Spring Hill	SR	29	171	318	.538
Hartfield, Fallon	Wm. Carey	JR	24	155	310	.500
Stringer, Jaelyn	Belhaven	SR	31	189	382	.495
Lewis, Kim	Wm. Carey	JR	29	169	345	.490
Goodly, Danielle	Mobile		32	200	408	.490
Johnson, Gerica	Mobile		31	222	483	.460
Smith, Trenese	Loyola	JR	30	181	396	.457
Jones, Victoria	Tougaloo		31	181	402	.450
Williams, Jira	Belhaven	JR	31	177	426	.415

INDIVIDUAL 3-PT FG PCT

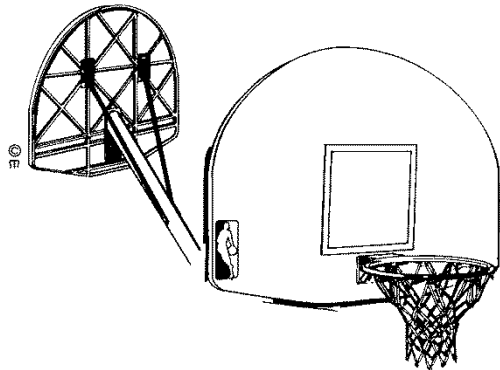
Name	School	Yr.	G	3PM	3PA	Pct.
Hollins, Whitney	LSUS	SO	33	88	225	.391
Smith, Trenese	Loyola	JR	30	50	140	.357
Williams, Britney	SUNO	SO	27	55	163	.337
Huizar, Valerie	LSUS	JR	33	70	209	.335
Kern, Kim	Tougaloo		30	79	238	.332
Stevens, Blair	Mobile		29	44	135	.326
Hollis, Sharidan	Spring Hill	SR	29	70	230	.304

INDIVIDUAL FREE THROW PCT

Name	School	Yr.	G	FTM	FTA	Pct.
Smith, Trenese	Loyola	JR	30	135	168	.804
Hollis, Sharidan	Spring Hill	SR	29	86	112	.768
Huizar, Valerie	LSUS	JR	33	118	155	.761
Smith, Trenell	Loyola	JR	30	113	152	.743
Goodly, Danielle	Mobile		32	132	182	.725
Powell, Brittany	Xavier	JR	32	84	116	.724
Lewis, Kim	Wm. Carey	JR	29	137	190	.721
Sells, Janai	LSUS	SR	27	76	109	.697
Hughes, Lynieigh	Spring Hill	SO	29	73	105	.695
Johnson, Gerica	Mobile		31	93	135	.689

INDIVIDUAL ASSIST LEADERS

Name	School	Yr.	G	Assists	Avg.
Huizar, Valerie	LSUS	JR	33	171	5.18
Prince, Jazzlyn	SUNO	JR	27	133	4.93
Wilcher, Shalenia	Tougaloo		31	125	4.03
Kennedy, Shonte	Wm. Carey	SR	29	114	3.93
Smith, Trenell	Loyola	JR	30	108	3.60
Goodly, Danielle	Mobile		32	105	3.28
Ward, Courtney	Belhaven	JR	31	101	3.26
Flowers, Tish	LSUS	JR	33	100	3.03
Jones, Marchelle	Xavier	FR	32	87	2.72
Williams, Jira	Belhaven	JR	31	79	2.55



GCAC Women's Basketball Season Records

Team Scoring, Avg. Off.	SUNO, 1999-2000, 92.8
Team Scoring, Seas. Avg. Def.	Xavier, 2001-02, 53.1
Team Scoring, Seas. Avg. Margin	SUNO, 1999-2000, +25.12
Team FGM, Seas.	La. College, 1985-86, 1181
Team FG Pct., Seas.	Wm. Carey, 1986-87 .527 (895-1697)
Team FTM, Seas.	Mobile, 2001-2002, 580
Team FT Pct., Seas.	La. College, 1988-89, .762 (502/659)
Team Reb., Seas. Avg., Off.	Dillard, 1983-84, 45.4
Team Reb., Seas. Avg. Def.	Belhaven, 1982-83, 50.0
Team Reb., Seas. Avg. Margin	Dillard, 1983-84, +14.5
Team Three Point FG, Total Seas.	Xavier, 2003-04, 167
Team Three Point FG, Seas. Pct.	Belhaven, 1988-89, .449
Most Wins, Team, Seas.	La. College, 1985-86, 31
Individual Scoring, Seas., Total Points	Jones, TA., Wm. Carey, 1992-93, 923
Individual Scoring, Seas., Game Avg.	McCullon, Wm. Carey, 1986-87, 32.1
FG Shooting, Total Made, Seas.	Jones, Ta. Wm. Carey, 1992-93, 373
FG Shooting, Seas. Pct.	Beasley, W.C., 1982-83, .642 (217/338)
FT Shooting, Total Made, Seas.	Smith, Loyola, 2006-07, 220
FT Shooting, Seas. Pct.	Stuardi, Spring Hill, 1999-2000, .839 (120-143)
Individual Reb., Seas., Game Avg.	Franklin, Dillard, 1984-85, 17.2
Assists, Total, Seas.	Joseph, La. College, 1985-86, 283
Assists, Seas., Game Avg.	Young, Wm. Carey, 1986-87, 10.1
Three Point FG, Seas., Total	Cleaves, Xavier, 2006-07, 88
Three Point FG, Seas. Pct.	Barnes, Belhaven, 1988-89, .562 (54-56)
Team Record, Best Pct.	La. College, 1985-86, .912 (31-3)

GCAC Women's Game Records

Individual

Most Points Scored	50 - Demetria Lang, Xavier vs SUNO, 2/10/1987
Most Field Goals Attempted	30 - Demetria Lang, Xavier vs SUNO, 2/10/1987
Most Field Goals Made	22 - Demetria Lang, Xavier vs SUNO, 2/10/1987
Most Free Throws Attempted	20 - Tommie Beasley, W.C. vs Dillard, 2/13/1984
Most Free Throws Made	16 - Debbie Watts, LA Col. vs Mobile Col., 1/28/1989
Most Three Point FG Attempted .	22 - Kiely Schork, Loyola vs LSUS, 2/19/2005
Most Three Point FG Made	10 - Staci Agee, Wm. Carey vs Mobile 2/21/1994
.....	10 - Trenese Smith, Loyola vs Dillard 1/17/2008
Most Rebounds	23 - Crystal Coston, Mobile vs Xavier, 2/13/2003
.....	23 - Fallon Hartfield, Wm. Carey vs SUNO, 1/31/2008
.....	23 - Fallon Hartfield, Wm. Carey vs Dillard, 2/21/2008
Most Assists	18 - Angel Young, Wm. Carey vs Tougaloo, 2/8/1993
Most Steals	12 - Wanda McDonald, Belhaven vs SUNO
Most Blocked Shots	9 - Colette Bartee, William Carey vs Belhaven, 2/24/2005

Team Single Game

Most Points Scored	123 - SUNO vs Talladega, 12/16/1999
Fewest Points Scored	25 - Tougaloo vs Mobile, 1/18/2003
Most Field Goals Attempted	101 - Xavier vs Tougaloo, 2/1/1993
Most Field Goals Made	50 - Wm. Carey vs Tougaloo, 2/8/1993
Most Free Throws Made	36 - Wm. Carey vs Mobile, 1/9/2003
Most Three Point FG Attempted .	31 - Wm. Carey vs Mobile, 1/9/2003
.....	31 - Xavier vs Spring Hill, 2/21/2008
Most Three Point FG Made	12 - Wm. Carey vs Mobile, 1/9/2003
Most Rebounds	74 - Xavier vs Tougaloo, 2/1/1993
Most Assists	39 - Wm. Carey vs Tougaloo, 2/8/1993
Most Points, Losing Game	98 - LA College vs SUNO, 2/13/1989
Fewest Points, Winning Game	44 - Dillard vs Belhaven, 1/25/2003
Most Points, Both Teams	206 - SUNO vs LA College, 2/13/1989
Fewest Points, Both Teams	79 - Dillard vs Belhaven, 1/25/2003
Highest Field Goal %	75.0 - Wm. Carey vs Dillard, 2/7/1987
Lowest Field Goal %	16% - Tougaloo vs Mobile, 1/18/2003
Highest FG % Both Teams	60.0 - Wm. Carey vs Dillard, 2/7/1987
Lowest FG % Both Teams	26.2 - Xavier vs Spring Hill, 1/11/2007 (27-103)



2009 GCAC Basketball Schedule

January 8

Xavier @ LSUS
SUNO @ Mobile
Belhaven @ Spring Hill
W Carey @ Tougaloo
Loyola @ Dillard

January 10

Spring Hill @ LSUS
Xavier @ Belhaven
Loyola @ W Carey
Dillard @ Mobile
Tougaloo @ SUNO

January 15

Belhaven @ Mobile
SUNO @ Dillard
LSUS @ W Carey
Tougaloo @ Xavier
Spring Hill @ Loyola

January 17

Belhaven @ LSUS
Dillard @ Spring Hill
Loyola @ Tougaloo
Xavier @ SUNO
Mobile @ W Carey

January 22

LSUS @ Tougaloo
W Carey @ Xavier
Dillard @ Belhaven
Spring Hill @ SUNO
Mobile @ Loyola

January 24

LSUS @ SUNO
Dillard @ Xavier
Belhaven @ Loyola
W Carey @ Spring Hill
Tougaloo @ Mobile

January 26

SUNO @ Belhaven
LSUS @ Loyola
Spring Hill @ Tougaloo
Mobile @ Xavier
W Carey @ Dillard

January 29

Loyola @ Xavier
SUNO @ W Carey
Mobile @ Spring Hill
Dillard @ LSUS
Tougaloo @ Belhaven

January 31

Mobile @ LSUS
Xavier @ Spring Hill
Belhaven @ W Carey
Loyola @ SUNO
Tougaloo @ Dillard

February 4

Xavier @ Loyola

February 5

Tougaloo @ LSUS
Spring Hill @ Belhaven
Dillard @ SUNO
W Carey @ Mobile

February 7

Spring Hill @ W Carey
SUNO @ Tougaloo
Loyola @ Mobile
Belhaven @ Dillard
LSUS @ Xavier

February 9

Loyola @ Spring Hill
Mobile @ SUNO
LSUS @ Dillard
Belhaven @ Xavier
Tougaloo @ W Carey

February 12

Loyola @ LSUS
W Carey @ Belhaven
SUNO @ Spring Hill
Xavier @ Tougaloo
Mobile @ Dillard

February 14

W Carey @ LSUS
SUNO @ Xavier
Tougaloo @ Loyola
Mobile @ Belhaven
Spring Hill @ Dillard

February 19

LSUS @ Mobile
Tougaloo @ Spring Hill
Xavier @ W Carey
Belhaven @ SUNO
Dillard @ Loyola

February 21

Loyola @ Belhaven
Dillard @ Tougaloo
W. Carey @ SUNO
Xavier @ Mobile
LSUS @ Spring Hill

February 26

Spring Hill @ Xavier
Dillard @ W Carey
SUNO @ Loyola
Mobile @ Tougaloo
LSUS @ Belhaven

February 28

Xavier @ Dillard
Spring Hill @ Mobile
Belhaven @ Tougaloo
SUNO @ LSUS
W Carey @ Loyola



2009 GCAC Baseball Standings

	Conference						Overall					
	W	L	T	PCT	PF	PA	W	L	T	PCT	PF	PA
Wm. Carey	28	7	0	.800	7.9	4.0	36	22	0	.621	7.5	5.4
LSUS	27	7	0	.794	12.0	5.6	42	16	0	.724	10.6	5.7
Belhaven	25	10	0	.714	8.8	5.9	43	20	0	.683	7.9	5.5
Mobile	19	15	0	.559	8.3	6.5	34	23	0	.596	8.1	6.5
Spring Hill	15	21	0	.417	7.2	6.3	27	28	0	.491	7.2	5.9
Loyola	8	27	0	.229	4.8	9.3	12	39	0	.235	5.5	9.2
Tougaloo	0	35	0	.000	1.7	12.9	1	47	0	.021	2.2	12.3

2009 Baseball Team Statistics

Team Batting	G	Avg	AB	R	H	2B	3B	HR	SB
Mobile	56	.329	1809	455	595	126	15	75	57
LSUS	58	.315	1836	614	578	131	20	103	109
Belhaven	63	.307	1992	500	612	127	29	63	136
Spring Hill	53	.306	1633	378	500	78	15	40	90
Wm. Carey	58	.305	1893	436	578	98	18	16	112
Loyola	51	.259	1512	281	391	62	10	21	67
Tougaloo	47	.206	1220	105	251	37	6	7	58

Team Pitching	G	FRA	IP	H	R	ER	BB	SO
Wm. Carey	58	4.85	460.0	453	316	248	229	423
Belhaven	63	5.13	494.2	515	348	282	222	459
LSUS	58	5.61	452.2	471	330	282	210	333
Spring Hill	53	6.24	395.1	494	326	274	198	245
Mobile	56	6.63	424.2	538	372	313	228	279
Loyola	51	8.96	383.2	546	469	382	221	256
Tougaloo	47	12.54	318.2	546	588	444	264	150

NOTE: Complete Baseball stats can be found at <http://www.dakstats.com/websync>

2009 Baseball Individual Statistics

INDIVIDUAL BATTING - Min 75% of Games Played and 2.5 TPA/G

Player	Team	Runs	G	AB	H	2B	3B	HR	RBI	AVG
Brouillette	LSUS	58	209	95	21	4	21	100	.455	
Sheffield	Mobile	54	178	69	8	1	7	37	.388	
Cramblitt	Mobile	54	183	69	21	1	13	65	.377	
Romero	Mobile	55	190	71	14	4	15	54	.374	
Hall	Spring Hill	53	203	74	10	2	3	33	.365	
Casey	Wm. Carey	58	201	73	13	1	1	37	.363	
Orso	Mobile	53	185	66	17	1	15	59	.357	
Shamsabady	LSUS	58	181	64	19	2	12	53	.354	
Garidel	LSUS	44	147	52	9	1		51	.354	
Cherta	Spring Hill	45	147	51	9		5	38	.347	
Westcott	Belhaven	63	204	70	17	3	11	65	.343	
McMinn	Loyola	50	165	56	15	2	2	28	.339	
Lavallee	LSUS	57	200	67	15	1		78	.335	
Hudson	Belhaven	56	182	61	16	3	5	42	.335	
Chretien	Wm. Carey	54	168	56	11		1	26	.333	
Cooper	Belhaven	63	245	81	12	7	1	48	.331	
Holstein	Spring Hill	53	176	58	9	3	12	64	.330	
Trisler	Wm. Carey	58	201	66	13	4	6	71	.328	
Stork	Mobile	56	211	69	13	1		45	.327	
Harrison	Spring Hill	51	159	52	6	1	1	25	.327	



INDIVIDUAL PITCHING - Min. 1.0 IP/Team game

Player	Team	G	IP	H	R	ER	BB	K	ERA
Ennis	LSUS	18	107.0	104	50	37	25	78	3.11
Westcott	Belhaven	17	90.1	66	42	33	27	124	3.29
Hall	Wm. Carey	16	58.0	40	32	22	29	59	3.41
Magee	Wm. Carey	15	78.2	75	48	33	46	41	3.78
Hunt	Belhaven	17	70.0	71	40	31	27	48	3.99
Thompson	Wm. Carey	19	103.0	104	56	50	35	111	4.37
Essington	Spring Hill	14	70.2	90	45	37	22	29	4.71
Patterson	Belhaven	19	66.2	69	42	35	21	62	4.73
Hasley	Spring Hill	15	75.1	92	59	44	41	47	5.26
Nichols	Spring Hill	14	59.2	72	38	35	19	45	5.28
James	LSUS	15	78.0	88	65	50	25	53	5.77
Hinton	Belhaven	19	78.2	90	63	53	29	49	6.06
Sharpe	Wm. Carey	17	63.1	75	54	44	30	58	6.25
Mitchell	Mobile	16	72.2	108	69	53	43	51	6.56
Curry	Mobile	13	65.2	66	53	53	50	45	7.26
Smith	Loyola	15	52.0	63	53	42	30	40	7.27
Brasher	LSUS	15	58.0	64	51	48	45	52	7.45
Clapper	Spring Hill	14	58.1	86	56	49	35	37	7.56
Bouché	Spring Hill	16	55.0	62	53	48	28	35	7.85
Benach	Loyola	16	63.1	80	67	56	42	52	7.96



Belhaven College Baseball Statistics

Player	Avg	G	AB	R	H	2B	3B	HR	RBI	BB
Adame	.500	4	4	1	2	0	0	1	3	0
Bennett	.500	4	2	1	1	0	0	0	2	1
Cooper	.331	63	245	73	81	12	7	1	48	34
Dean	.310	58	197	43	61	14	1	7	43	13
Diehl	.286	61	168	40	48	7	0	0	23	28
Edwards	.251	59	203	34	51	9	5	5	35	25
Eiland	.323	62	223	52	72	20	1	8	55	31
Fagan	.188	42	64	9	12	3	0	0	9	7
Feazell	.271	18	48	4	13	0	2	2	12	1
Foster	.318	63	220	57	70	15	5	14	61	26
Gipson	.333	4	3	1	1	0	0	0	0	0
Gray	.200	50	10	42	2	0	0	0	1	0
Hill	.333	12	3	5	1	0	1	0	0	1
Howard	.280	56	50	37	14	2	1	1	9	14
Hudson	.335	56	182	43	61	16	3	5	42	32
McCormick	.327	59	156	18	51	10	0	8	38	37
O'Brien	.000	4	2	0	0	0	0	0	0	1
Odum	.250	4	4	0	1	1	0	0	1	0
Scott	.000	5	1	0	0	0	0	0	0	0
Westcott	.343	63	204	38	70	17	3	11	65	49
Woods	.000	4	3	1	0	0	0	0	1	0

Player	G	ERA	W-L	S	IP
Bennett	15	6.49	3-1	2	34.2
Carter	3	3.86	0-0	0	2.1
Diecidue	2	0.00	0-0	0	2.0
Faulkenberry	10	6.21	2-2	0	33.1
Galloway	17	5.66	3-2	2	35.0
Grasse	18	6.18	3-1	2	43.2
Hinton	19	6.06	7-5	0	78.2
Hoffman	7	13.50	0-0	0	7.1
Hunt	17	3.99	7-2	0	70.0
Kuehn	3	10.80	0-0	0	1.2
Medley	22	3.65	1-1	13	24.2
Patterson	19	4.73	6-2	0	66.2
Scott	2	20.25	0-0	0	1.1
Steverson	2	9.00	0-0	0	3.0
Westcott	17	3.29	11-4	0	90.1

Loyola University Baseball Statistics

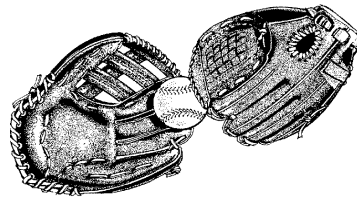
LSUS Baseball Statistics

Player	Avg	G	AB	R	H	2B	3B	HR	RBI	BB
Barnes	.228	31	92	22	21	4	0	4	21	20
Blubaugh	.263	52	179	54	47	11	2	3	29	39
Bradley	.240	47	104	45	25	6	1	5	27	18
Bravata	.321	57	193	81	62	18	0	6	37	47
Brouillette	.455	58	209	65	95	21	4	21	100	45
Garidel	.354	44	147	42	52	9	1	8	51	33
Hobbins	.327	39	113	31	37	11	0	1	34	15
Jordan	.250	21	44	9	11	3	1	2	11	5
Lavallee	.335	57	200	50	67	15	1	18	78	41
Lawrence	.269	44	108	40	29	6	2	7	32	16
Loupe	.125	12	8	2	1	0	0	0	1	2
Pearson	.269	33	67	15	18	2	1	3	13	10
Shamsabady	.354	58	181	78	64	19	2	12	53	40
Todd	.174	24	23	27	4	1	0	0	3	3
Wentz	.268	52	168	52	45	5	5	13	56	30

Player	Avg	G	AB	R	H	2B	3B	HR	RBI	BB
Alvarez	.280	51	125	29	35	4	1	1	20	34
Callahan	.233	32	73	11	17	2	0	0	6	10
Collins	.182	30	66	10	12	2	1	2	10	8
David	.151	33	73	9	11	2	0	0	8	10
Delahoussaye	.286	38	105	13	30	2	0	2	18	10
Domengeaux	.253	50	158	28	40	3	1	1	26	23
Fontenot	.240	11	25	3	6	1	0	0	4	5
Gonzalez	.095	22	21	2	2	0	0	0	0	4
Kelly	.307	44	127	36	39	10	2	3	23	21
Lavoie	.242	47	124	32	30	4	1	2	18	18
Mahoney	.067	16	30	3	2	1	0	0	2	7
McChesney	.360	25	86	17	31	8	1	5	31	5
McMinn	.339	50	165	39	56	15	2	2	28	26
Sanders	.164	43	55	19	9	0	0	0	3	20
Wendt, L.	.277	46	119	17	33	3	0	0	18	11
Wendt, M.	.242	48	153	9	37	5	1	3	26	9
Whelen	.143	12	7	1	1	0	0	0	0	0

Player	G	ERA	W-L	S	IP
Bertrand	3	10.38	0-0	0	4.1
Brasher	15	7.45	3-4	0	58.0
Cradeur	1	4.50	1-0	0	2.0
deGraus	1	0.00	0-0	0	1.0
Ennis	18	3.11	9-1	0	107.0
Free	8	3.55	3-1	1	12.2
James	15	5.77	13-1	0	78.0
Kottonbrook	7	3.42	1-2	0	23.2
Laffitte	9	5.24	1-0	2	22.1
Landrem	11	4.58	1-0	1	17.2
Landry	2	0.00	0-0	0	2.0
Lehman	4	6.30	1-0	0	10.0
Petroski	17	7.01	4-2	0	43.2
Pharr	17	7.39	3-4	2	31.2
Spratley	19	8.84	2-1	0	38.2

Player	G	ERA	W-L	S	IP
Alvarez	7	8.22	0-2	0	7.2
Benach	16	7.96	3-8	0	63.1
Campeaux	17	8.18	3-3	0	47.1
Colley	13	11.14	0-1	0	26.2
David	1	27.00	0-0	0	1.0
Domengeaux	12	12.86	1-5	0	21.0
Gibbs	14	10.42	0-0	0	19.0
Gonzalez	9	11.42	0-0	0	8.2
Kelly	9	7.04	2-3	0	30.2
Laiche	19	11.21	1-3	0	35.1
Smith	15	7.27	2-7	0	52.0
Walsh	18	7.63	0-5	0	46.0
	14	10.08	0-2	0	25.0



University of Mobile Baseball Statistics

Player	Avg	G	AB	R	H	2B	3B	RBI	BB
Agee	.000	1	1	0	0	0	0	0	0
Baria	.297	56	195	45	58	16	2	28	22
Bird	.111	7	9	1	1	1	0	2	3
Cramblitt	.377	54	183	49	69	21	1	65	22
Curry	.313	56	195	39	61	16	4	40	16
Delaneuville	.286	14	7	1	2	1	0	5	3
Knight	.000	4	6	1	0	0	0	0	0
Laico	.310	37	84	8	26	4	0	14	11
Lee	.200	24	25	0	5	0	0	3	0
Mitchell	.423	36	52	12	22	3	0	14	5
Orso	.357	53	185	62	66	17	1	59	34
Romero	.374	55	190	66	71	14	4	54	33
Sheffield	.388	54	178	49	69	8	1	37	19
Smith	.286	36	14	22	4	0	0	1	3
Sparks	.175	39	103	3	18	4	0	8	12
Stork	.327	56	211	61	69	13	1	45	19
Turner	.349	40	126	23	44	5	1	22	11
Williamson	.222	34	45	13	10	3	0	11	3

Player	G	ERA	W-L	S	IP
Brown	15	6.69	1-1	1	35.0
Butts	14	6.47	3-2	1	40.1
Curry	13	7.26	5-5	0	65.2
Delaneuville	7	16.20	0-0	0	6.2
Etheredge	2	3.00	2-0	0	3.0
Fountain	19	7.38	3-3	0	50.0
Heffner	13	7.75	2-2	0	33.2
Lee	7	1.29	2-1	1	21.0
McDonald	9	5.72	4-3	0	50.1
Mitchell	16	6.56	7-4	0	72.2
Turner	21	6.18	4-1	5	43.2
Williamson	4	13.50	0-1	0	2.2



Spring Hill College Baseball Statistics

Player	Avg	G	AB	R	H	2B	3B	HR	RBI	BB
Bonvillain	.154	30	39	4	6	1	0	2	9	4
Brasher	.345	44	84	35	29	7	0	5	23	15
Cherta	.347	45	147	29	51	9	0	5	38	19
Cummings	.315	53	184	39	58	8	4	4	39	10
Dobson	.238	25	42	6	10	2	0	0	7	7
Gingles	.213	33	47	18	10	1	1	1	6	13
Hall	.365	53	203	57	74	10	2	3	33	28
Harrison	.327	51	159	50	52	6	1	1	25	24
Hasley	.000	16	1	0	0	0	0	0	0	0
Herrington	.400	7	5	1	2	0	0	0	1	0
Holstein	.330	53	176	47	58	9	3	12	64	35
Hritz	.000	4	2	0	0	0	0	0	0	0
Lehman	.313	26	48	6	15	2	0	1	7	9
McCall	.314	44	105	25	33	5	3	3	36	9
Nelson	.295	53	173	34	51	4	1	0	18	12
Nichols	.000	20	7	0	0	0	0	0	0	1
O'Malley	.229	21	48	14	11	2	0	1	7	7
Palumbo	.000	12	1	7	0	0	0	0	1	2
Rossi	.204	19	54	2	11	1	0	1	9	9
Saliski	.271	39	107	3	29	11	0	1	21	22
White	.000	1	1	1	0	0	0	0	0	0

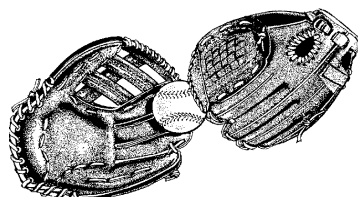
Player	G	ERA	W-L	S	IP
Bouché	16	7.85	5-1	1	55.0
Bruce	10	5.96	1-2	0	25.2
Clapper	14	7.56	4-8	0	58.1
Essington	14	4.71	4-4	0	70.2
Hasley	15	5.26	7-6	0	75.1
Kline	14	7.06	1-2	3	21.2
Mattera	4	16.20	0-0	0	3.1
Nichols	14	5.28	3-3	1	59.2
Scanio	7	10.80	0-2	1	11.2
Stewart	4	3.86	0-0	0	4.2
Tillman	5	3.86	0-0	0	9.1



Tougaloo College Baseball Statistics

Player	Avg	G	AB	R	H	2B	3B	HR	RBI	BB
Carter	.258	25	31	4	8	2	0	0	4	6
Graham	.000	10	6	1	0	0	0	0	0	0
Haynes	.065	17	31	3	2	0	1	0	1	4
Kinslow	.172	40	99	2	17	0	1	0	7	6
McGowan	.198	42	91	13	18	3	1	0	7	10
McKay	.250	19	4	1	1	1	0	0	1	0
Porter	.264	46	144	9	38	5	1	0	13	6
Simpson	.173	46	127	13	22	2	0	0	4	8
Sims	.163	39	80	4	13	2	0	1	10	5
Singleton	.276	46	134	15	37	7	2	2	10	3
Spann	.148	46	108	5	16	1	0	1	7	4
Stegall	.281	36	89	9	25	7	0	2	8	7
Triplett	.154	46	123	10	19	2	0	0	1	15
Womble	.214	44	117	13	25	3	0	1	5	8

Player	G	ERA	W-L	S	IP
Graham	9	12.50	0-1	0	18.0
Kinslow	3	14.40	0-0	0	5.0
McGowan	11	10.09	0-3	0	30.1
McKay	14	13.05	0-8	0	50.1
Porter	6	18.82	0-0	0	11.0
Sims	16	15.23	0-8	0	52.0
Singleton	14	14.28	0-6	0	40.1
Spann	16	11.45	0-14	0	74.2
Stegall	7	9.32	1-5	0	28.0



William Carey University Baseball Statistics

Player	Avg	G	AB	R	H	2B	3B	HR	RBI	BB
Ayala	.314	57	194	42	61	7	2	0	42	12
Braley	.235	17	34	7	8	2	0	0	0	6
Brewer	.316	39	95	10	30	5	0	1	28	10
Carter	.500	24	2	0	1	0	0	0	0	0
Casey	.363	58	201	60	73	13	1	1	37	39
Chretien	.333	54	168	29	56	11	0	1	26	18
Conner	.286	35	91	5	26	4	0	0	8	14
Dannelley, J.	.255	41	106	3	27	5	1	2	22	18
Dannelley, W.	.262	49	141	33	37	7	0	1	31	10
Edwards	.000	1	1	0	0	0	0	0	0	0
Farmer	.259	39	58	32	15	4	0	0	8	13
Hust	.143	7	7	0	1	0	0	0	0	3
Moore	.250	32	64	10	16	2	2	0	12	7
Prout	.304	51	115	38	35	3	3	0	12	19
Sharpe	.083	26	12	3	1	1	0	0	0	3
Smith	.261	30	23	22	6	2	0	1	2	7
Steed	.314	52	175	52	55	11	1	3	36	25
Terrell	.322	51	183	32	59	7	4	0	40	20
Trisler	.328	58	201	48	66	13	4	6	71	47
Williams	.227	19	22	8	5	1	0	0	3	1

Player	G	ERA	W-L	S	IP
Brewer	18	6.41	3-3	0	39.1
Carter	24	3.67	3-4	5	49.0
Chretien	9	3.79	1-0	0	19.0
Hall	16	3.41	7-3	3	58.0
Hodge	5	9.39	0-1	0	7.2
Magee	15	3.78	7-4	0	78.2
McCulloch	10	8.22	1-0	0	15.1
Moore	2	4.50	0-0	0	2.0
Roseberry	17	7.30	0-1	1	24.2
Sharpe	17	6.25	2-2	0	63.1
Thompson	19	4.37	12-4	1	103.0

GCAC Team Baseball Records

Team Wins	LSUS, 2003, 52
Team Record, Best Pct.	Wm. Carey, 1982, .774 (41-12)
Conference Wins	Mobile, 2008, 30
Team Batting Avg.	Loyola, 1996, .368; Mobile, 1999, .368
.....	Reg. Seas + Tournament, .336
Doubles	LSUS, 2008, 146
Triples	Mobile, 1995, 32
Homeruns	Wm. Carey, 1987, 78
Runs	LSUS, 2008, 584
Runs, Teams Game Avg	Mobile, 1999, 8.7
Runs, Team Total Season	LSUS, 2002, 453
Hits, Team Total Season	Mobile, 2003, 643
Stolen Bases	Belhaven, 2007, 174
Hit by Pitches	Belhaven, 2006, 113
On Base Percentage	Mobile, 1995, .446
Slugging Percentage	Mobile, 1999, .559
Offensive Walks	LSUS, 2008, 343
Fielding Percentage	Spring Hill, 1993, .976
Pitching:	
ERA	Mobile, 1995, 2.51
Strikeouts	Belhaven, 2007, 470
Completed Games	LSUS, 2003, 29
Saves	Belhaven, 2006, 14

GCAC Individual Baseball Records

Batting Avg.	Kevin Grimes, Spring Hill, 1992, .482
Doubles, Game	Estopinal, Spring Hill, 1988, 4
Doubles	Raul Santana, Mobile, 2003, 26
Triples.	Joe Parker, Mobile, 2000, 11
Homeruns	Eric Adkins, Wm. Carey, 2004, 21
Runs	Wesley Gray, LSUS, 2003, 80
Most RBI	Williams, Wm. Carey, 1986, 75
Stolen Bases, Game	Estopinal, Spring Hill, 1987, 7
Stolen Bases	Josh Davis, Wm. Carey, 2001, 55/64
Hits	Randy McKinion, Spring Hill, 1996, 7
Hit By Pitches	Season-Thibodeaux, Wm. Carey, 2003, 28
.....	Career-Calhoun, Belhaven, 1990-92, 34
On Base Percentage	Chris Carr, Mobile, 1994, .554
Slugging Percentage	Josh Kendrick, Mobile, 2003, .791
Pitching:	
ERA	Stein, Spring Hill, 1993, 1.41
Strikeouts	Melancon, Mobile, 2001, 138
Complete Games	Paul Chiasson, Spring Hill, 1990, 15
.....	Gene Stevens, LSUS, 2003, 15
Saves	Justin Hennington, Wm. Carey, 13
Wins	Gene Stevens, LSUS, 2003, 16
Appearances	Frank Cazeau, Wm. Carey, 1984, 34
Innings Pitched	Gene Stevens, LSUS, 2003, 147.1
Shutouts	Bubba Dobson, Mobile, 2005, 5

2009 All Conference Baseball Team

Player of the Year: Andrew Brouillette – LSUS

Pitcher of the Year: Craig Westcott – Belhaven

Coach of the Year: Bobby Halford – William Carey

Andrew Brouillette	LSUS	C
Brian McCormick	Belhaven	C
Brent Lavallee	LSUS	1B
Lake Eiland	Belhaven	2B
Stephen Stork	Mobile	SS
Brad Holstein	Spring Hill	3B
Timmy Foster	Belhaven	OF
Carlos Romero	Mobile	OF
Brandon Bravata	LSUS	OF
Quinton Shamsabady	LSUS	OF
David Cramblitt	Mobile	Util
Kevin Orso	Mobile	DH
Justin Ennis	LSUS	SP
Derek Thompson	William Carey	SP
Craig Westcott	Belhaven	SP
Zachary Magee	William Carey	SP
Kyle Medley	Belhaven	RP



2010 GCAC Baseball Schedule

January 29-30

LSUS @ Spring Hill
Belhaven @ Mobile
WCarey @ Loyola

February 5-6

Loyola @ Mobile
LSUS @ WCarey
Tougaloo @ Spring Hill

February 12-13

Belhaven @ LSUS
Mobile @ Tougaloo
Spring Hill @ WCarey

February 19-20

Belhaven @ WCarey
Spring Hill @ Loyola
Tougaloo @ LSUS

February 26-27

LSUS @ Mobile
WCarey @ Tougaloo
Loyola @ Belhaven

March 5-6

Tougaloo @ Loyola
Spring Hill @ Belhaven
Mobile @ WCarey

March 12-13

Loyola @ LSUS
Mobile @ Spring Hill
Belhaven @ Tougaloo

March 19-20

Spring Hill @ LSUS
Mobile @ Belhaven
Loyola @ WCarey

March 26-27

LSUS @ Belhaven
WCarey @ Spring Hill
Tougaloo @ Mobile

April 2-3

Mobile @ Loyola
WCarey @ LSUS
Spring Hill @ Tougaloo

April 9-10

Loyola @ Tougaloo
Belhaven @ Spring Hill
WCarey @ Mobile

April 16-17

Tougaloo @ Belhaven
Spring Hill @ Mobile
LSUS @ Loyola

April 23-24

Loyola @ Spring Hill
WCarey @ Belhaven
LSUS @ Tougaloo

April 30-May 1

Mobile @ LSUS
Tougaloo @ WCarey
Belhaven @ Loyola



2009 All-Conference Softball Team


Pitcher of the Year: Leslie Pickette – Mobile

Player of the Year: Judy Barber – William Carey

Freshman of the Year: Kelsey Jo Smith – William Carey

Coach of the Year: Wendy Hogue – William Carey

Judy Barber	William Carey	SO
Jineth Pimentel	Mobile	SR
Jill Wedgeworth	William Carey	SR
Mallory Meadows	Belhaven	SR
Tan Montgomery	William Carey	SO
Leslie Pickette	Mobile	JR
Kelsey Jo Smith	William Carey	FR
Jenna Erickson	William Carey	SO
Tiffany Ansley	Belhaven	JR
Brittany Webb	Belhaven	SR
Melanie Bush	William Carey	JR
Kirstyn Joiner	Mobile	FR
Ally Scott	Mobile	FR
Brittany Fuller	William Carey	SO
Brie Neidhardt	William Carey	SO
Monica Zeringue	Spring Hill	FR
Heather Pace	Belhaven	FR



2008 All-Conference Men's Soccer Team

<u>Position</u>	<u>Player</u>	<u>School</u>
GK	Zach Wallace	Belhaven
GK	Jason Williams	Mobile
Fwd	Jonny Fairbairn	William Carey
Fwd	Ricky Machel	Belhaven
Fwd	Rob Rogers	William Carey
Fwd	Matt Watts	Mobile
Fwd	Thomas Wharf	Mobile
Mid	Jose Morales	Belhaven
Mid	Alan Hannon	Belhaven
Mid	Carl Reynolds	William Carey
Mid	Chris Schaefer	William Carey
Mid	Sean Simpson	Spring Hill
Back	Ruben Diaz	Mobile
Back	Juan Rodriguez	Belhaven
Back	Jack St. Hilaire	Mobile
Back	Jared Wooley	William Carey

Coaches of the Year: *Migel Boulton – William Carey*
Steve Decou – Belhaven

Player of the Year: *Matt Watts – Mobile*



2008 All-Conference Women's Soccer Team

<u>Position</u>	<u>Player</u>	<u>School</u>
GK	Anna Maddox	Mobile
GK	Jordan Morrison	William Carey
Fwd	Jeana Erickson	William Carey
Fwd	Terri McCreadie	Mobile
Fwd	Kasey Prueff	Spring Hill
Fwd	Shannon Steffen	William Carey
Mid	Sarah Benson	Belhaven
Mid	Aimi Beresford	William Carey
Mid	Catherine Dunst	Belhaven
Mid	Natalia Nino	William Carey
Back	Mallory Hodges	Belhaven
Back	Kristen Schaffer	LSUS
Back	Whitney Stewart	William Carey
Back	Lynsey Winkler	Spring Hill

Coach of the Year: *Danny Owens – William Carey*

Player of the Year: *Terri McCreadie – Mobile*

Offensive Player of the Year: *Shannon Steffen – Wm. Carey*

Defensive Player of the Year: *Anna Maddox – Mobile*

Newcomer of the Year: *Sarah Benson – Belhaven*



2009 Men's All-Conference Tennis


Singles

<u>Pos.</u>	<u>Player</u>	<u>School</u>
1	Ale Vial	Mobile
2	Mike Green	Xavier
3	Mikhail Vaval	Xavier
4	Steffen Giles-Osborn	Xavier
5	Mario Myles	Xavier
6	Cameron Knowles	Xavier

Doubles

<u>Pos.</u>	<u>Player</u>	<u>School</u>
1	Steffen Giles-Osborn	Xavier
1	Mike Green	Xavier
2	Mikhail Vaval	Xavier
2	Matthew Walker	Xavier
3	Sean Richardson	Xavier
3	Terry Richardson	Xavier

Player of the Year: Terry Richardson - Xavier
 Newcomer of the Year: Steffen Giles-Osborn - Xavier
 Coach of the Year: Alan Green - Xavier



2009 Women's All-Conference Tennis


Singles

<u>Pos.</u>	<u>Player</u>	<u>School</u>
1	Claudia Borges	Mobile
2	Angelina Callis	Xavier
3	Yuliem Dominguez	Xavier
4	Colleen McArthur	Xavier
5	Lynne Fritscher	Spring Hill
6	Melissa DeLoach	Xavier

Doubles

<u>Pos.</u>	<u>Player</u>	<u>School</u>
1	Angelina Callis	Xavier
1	Anastasia Opata	Xavier
2	Yuliem Dominguez	Xavier
2	Colleen McArthur	Xavier
3	Claudia Borges	Mobile
3	Kari Williams	Mobile

Player of the Year: Anastasia Opata – Xavier
 Newcomer of the Year: Rachel Hartley – Mobile
 Coach of the Year: Alan Green – Xavier



2008 Women's All-Conference Volleyball

<u>Player</u>	<u>School</u>
Whitney Knight	Mobile
Paula Stilkey	Mobile
Mary Seals	Loyola
Gina Gill	Loyola
Rachel Williams	Spring Hill
Dacreisha Arrington	Mobile
Sarah Howard	Loyola
Nicole Stokes	Mobile
Melissa Williams	Spring Hill
Syretta Baldwin	Mobile
Kelsey Stack	Belhaven
Keisha Smoke	Dillard

Coach of the Year: *Jon Campbell – Mobile*

Player of the Year: *Whitney Knight – Mobile*

Freshman of the Year: *Gina Gill – Loyola*

Libero of the Year: *Melissa Williams – Spring Hill*

Setter of the Year: *Sarah Howard – Loyola*



2008 All-Conference Men's Cross Country

<u>Player</u>	<u>School</u>	<u>Mile</u>	<u>Finals</u>
Patrick Aucoin	Spring Hill	5:26.2	27:01.42
Raymond Walston	Xavier	5:29.3	27:16.90
Michael Sinkey	Mobile	5:38.2	28:00.74
Dennis Kimeli	Mobile	5:38.8	28:03.99
Darren Wallace	Xavier	5:39.5	28:07.49
Will Kirkikis	Spring Hill	5:44.3	28:31.08
Bryan Khan	Xavier	5:58.4	29:41.60
Joe Drexler Dreis	Xavier	6:03.9	30:08.96
Mark Kirkikis	Spring Hill	6:08.5	30:31.54
Brian Otero	Spring Hill	6:09.8	30:38.28

Coach of the Year: *Joseph Moses*



2008 All-Conference Women's Cross Country


<u>Player</u>	<u>School</u>	<u>Mile</u>	<u>Finals</u>
Kate Imwalle	Spring Hill	6:01.2	18:42.20
Ebony Harding	Xavier	6:22.7	19:48.84
Christie Barber	Belhaven	6:36.9	20:33.07
Madeline Falcone	Loyola	6:44.0	20:55.18
Anna D'Souza	Xavier	6:45.3	20:59.13
Stacey Windon	Xavier	6:50.8	21:16.22
Libby Brown	Belhaven	6:51.3	21:17.74
Ashley Taylor	Xavier	6:56.3	21:33.28
Jessica Gunning	Belhaven	6:58.2	21:39.10
Lauren Fereday	Loyola	7:00.0	21:44.84

Coach of the Year: *Christie Barber*

GCAC Champions 1981-2009

Men's Basketball

Xavier University	1981-82
Xavier University	1982-83
William Carey University	1983-84
William Carey University	1984-85
Xavier University	1985-86
William Carey University	1986-87
University of Mobile	1987-88
University of Mobile	1988-89
William Carey University	1989-90
Louisiana College	1990-91
William Carey University	1991-92
Spring Hill College	1992-93
Spring Hill College	1993-94
Southern University, NO	1994-95
Xavier University	1995-96
William Carey University	1996-97 ★
Dillard University	1996-97 ◆
SUNO	1997-98 ★
University of Mobile	1997-98 ◆
Spring Hill	1998-99 ★◆
SUNO	1999-00 ★
Spring Hill	1999-00 ◆
Dillard University	2000-01 ◆★
Xavier University	2000-01 ◆
SUNO	2001-02 ◆★
Spring Hill	2001-02 ◆
SUNO	2002-03 ◆★
University of Mobile	2003-04 ▲★
SUNO	2003-04 ▲
Xavier	2003-04 ▲



Men's Basketball (cont'd.)

LSUS	2004-05 ◆
University of Mobile	2004-05 ◆★
LSUS	2005-06 ◆★
Tougaloo College	2006-07 ◆◆
Xavier University	2006-07 ◆◆
LSUS	2006-07 ★
LSUS	2007-08 ◆★
Tougaloo	2008-09 ◆
LSUS	2008-09 ★

- ◆ Regular Season Champion
- ◇ Regular Season Co-Champions
- ▲ Regular Season Tri-Champions
- ★ Tournament Champion

Women's Basketball

Belhaven College	1981-82
Dillard University	1982-83 ▲
William Carey University	1982-83 ▲
Xavier University	1982-83 ▲
Dillard University	1983-84
Louisiana College	1984-85
Louisiana College	1985-86
Dillard University	1986-87 ◆
Xavier University	1986-87 ◆
William Carey University	1987-88
Louisiana College	1988-89
Louisiana College	1989-90
University of Mobile	1990-91
William Carey University	1991-92
William Carey University	1992-93
Xavier University	1993-94
Xavier University	1994-95
Xavier University	1995-96
Xavier University	1996-97
Xavier University	1997-98



Women's Basketball (cont'd)

Louisiana College	1998-99
Spring Hill	1999-00 ★
SUNO	1999-00 ◆
Xavier University	2000-01 ◆★
Dillard University	2000-01 ◇
University of Mobile	2001-02
Dillard University	2002-03 ◆★
Xavier University	2002-03 ◇
Dillard University	2003-04 ◆★
Xavier University	2003-04 ◇
Xavier University	2004-05 ◆★
William Carey College	2005-06 ◆
University of Mobile	2005-06 ★
Loyola University	2006-07 ◆★
Loyola University	2007-08 ◆
Xavier University	2007-08 ★
Loyola University	2008-09 ◆★

- ◆ Regular Season Champion
- ◇ Regular Season Co-Champions
- ▲ Regular Season Tri-Champions
- ★ Tournament Champion

Baseball

William Carey University	1982
William Carey University*	1983
Spring Hill College*	1983
William Carey University	1984
Spring Hill College	1985
William Carey University	1986
Louisiana College	1987
William Carey University	1988
William Carey University	1989
William Carey University	1990
William Carey University	1991
William Carey University	1992
William Carey University	1993
Belhaven College	1994
William Carey University	1995



Baseball (cont'd)

William Carey University	1996
Spring Hill College	1997
University of Mobile	1998
University of Mobile	1999
Spring Hill College	2000
Spring Hill College	2001
Loyola University	2002
William Carey	2003
Belhaven College	2004 ★
William Carey	2004 ◆
William Carey University	2005 ★
LSUS	2005 ◆
LSUS	2006 ★
Belhaven College	2006 ◆
Belhaven College	2007 ◆
LSUS	2007 ★
University of Mobile	2008 ◆
Tournament cancelled	2008
William Carey	2009 ◆
Belhaven College	2009 ★

- ◆ Regular Season Champion
- ★ Tournament Champion

Softball

University of Mobile	1996
University of Mobile	1997
University of Mobile	1998
University of Mobile	1999
University of Mobile	2000
University of Mobile	2003
University of Mobile	2004
University of Mobile	2005
University of Mobile	2006
University of Mobile	2007
Tournament cancelled	2008
William Carey University	2009

Men's Soccer

Belhaven College	1994
William Carey University	1995
William Carey University	1996
University of Mobile	1997




Men's Soccer (cont'd)

William Carey	1998
University of Mobile	1999
University of Mobile	2002
University of Mobile	2003
University of Mobile	2004
William Carey University	2007
University of Mobile	2008



Women's Soccer

University of Mobile	1996
University of Mobile	1997
University of Mobile	1998
University of Mobile	1999
University of Mobile	2000
William Carey	2001
William Carey	2002
Belhaven College	2003
Belhaven College	2004
University of Mobile	2005
William Carey University	2007
William Carey University	2008




Men's Tennis

Belhaven College	1982
Belhaven College	1985
Belhaven College	1986
Belhaven College	1987
Belhaven College	1988
Belhaven College	1989
Belhaven College	1990
Belhaven College	1991
University of Mobile	1992
University of Mobile	1993
University of Mobile	1994
University of Mobile	1995
University of Mobile	1996
University of Mobile	1997
University of Mobile	1998
Spring Hill College	1999
Spring Hill College	2000

Men's Tennis (cont'd)

Spring Hill College	2002
Spring Hill College	2003
Spring Hill College	2004
Spring Hill College	2005
Xavier University	2007
Xavier University	2008
Xavier University	2009



Women's Tennis

University of Mobile	1995
University of Mobile	1996
University of Mobile	1997
University of Mobile	1998
Spring Hill College	1999
Dillard University	2000
Xavier University	2002
Xavier University	2003
Xavier University	2004
Xavier University	2005
University of Mobile	2006
Xavier University	2007
University of Mobile	2008
Xavier University	2009



Men's Cross Country

Tougaloo College	1986
Tougaloo College	1987
Southern University	1988
Southern University	1989
University of Mobile	1990
University of Mobile	1991
University of Mobile	1992
University of Mobile	1993
University of Mobile	1995
University of Mobile	1996
University of Mobile	1997
University of Mobile	1998
University of Mobile	1999

Men's Cross Country (cont'd)

Loyola University	2000
Loyola University	2001
Loyola University	2002
University of Mobile	2003
Loyola University	2004
No Championship (Hurricane Katrina)	2005
Xavier University	2006
Xavier University	2007
Xavier	2008

Women's Cross Country

Southern University	1986
Louisiana College	1987
Southern University	1988
Southern University	1989
Southern University	1990
University of Mobile	1991
Spring Hill College	1992
University of Mobile	1993
University of Mobile	1995
University of Mobile	1996
University of Mobile	1997
University of Mobile	1998
University of Mobile	1999
University of Mobile	2000
Loyola University	2001
Xavier University	2002
Loyola University	2003
Loyola University	2004
No Championship (Hurricane Katrina)	2005
Xavier University	2006
Xavier University	2007
Xavier	2008



Golf - Men's

University of Mobile	1996
University of Mobile	1997
Spring Hill College	1998
Spring Hill College	1999
University of Mobile	2002
University of Mobile	2003
University of Mobile	2004



Golf - Men's (cont'd)

University of Mobile	2005
University of Mobile	2006
University of Mobile	2007
University of Mobile	2008

Volleyball

William Carey	1999
Loyola University	2000
Loyola University	2002
Spring Hill College	2003
Spring Hill College	2004
No Championship (Hurricane Katrina)	2005
Belhaven College	2006
University of Mobile	2007
University of Mobile	2008



Thomas Howell Cup (All-Sports Champion)

Louisiana College and William Carey University	1986
University of Mobile	1988
University of Mobile	1989
University of Mobile	1990
University of Mobile	1991
University of Mobile	1992
University of Mobile	1993
University of Mobile	1994
University of Mobile	1995
University of Mobile	1996
University of Mobile	1997
University of Mobile	1998
University of Mobile	1999
Spring Hill College	2000
University of Mobile	2001
Spring Hill College	2002
Spring Hill College	2003
University of Mobile	2004
University of Mobile	2005
Not awarded (Hurricane Katrina)	2006
University of Mobile	2007
University of Mobile	2008
University of Mobile	2009



Schools Competing (NAIA Recognized Sports)

Men's and Women's Basketball

Belhaven College
Dillard University
Louisiana State University Shreveport
Loyola University
University of Mobile
Southern University-NO
Spring Hill College
Tougaloo College
William Carey University
Xavier University

Men's & Women's Soccer

Belhaven College
Louisiana State University Shreveport
University of Mobile
Spring Hill College
William Carey University

Men' and Women's Cross Country

Belhaven College
Loyola University
University of Mobile
Southern University - NO
Spring Hill College
Tougaloo College
Xavier University

Men's and Women's Track (Outdoor and Indoor)

Loyola University (Outdoor only)
Southern University - NO

Volleyball

Belhaven College
Dillard University
Loyola University
University of Mobile
Southern University - NO
Spring Hill College

Baseball

Belhaven College
Louisiana State University Shreveport
Loyola University
University of Mobile
Spring Hill College
Tougaloo College
William Carey University

Softball

Belhaven College
Dillard University
University of Mobile
Spring Hill College
William Carey University

Men's & Women's Tennis

Belhaven College
Loyola (Women only)
University of Mobile
Spring Hill College
Tougaloo College
William Carey University
Xavier University

Men's and Women's Golf

Belhaven College (Men only)
University of Mobile
Spring Hill College
Tougaloo College (Men only)
William Carey (Men only)





GCAC Honor Roll



3.0 cumulative GPA ♦ Sophomore standing or higher ♦ Participant in a sport

Belhaven College

Simon Babba
Sarah Benson
Lindsey Berg
Daniel Bond
Harris Brabston
Jamie Caul
Douglas Coker
Craig Dean
Kimberly Dear
Charlie Edwards
Jessica Eggold
Lake Eiland
Austin Fagan
Fabio Fagundes
Stefen Fernandez
Timmy Foster

Lindsey Grefseng
Jessica Gunning
David Harbaugh
Marla Hershberger
Courtney Higgs
Brandt Hinton
Phillip Holmes
Chad Howard
Brent Hudson
Kyle Hunt
Neely Johnson
John Kehoe
Kristen Kelly
Krystal LeBlanc
Luke Lennon
Ricky Machel

Julien Marion
Lauren McDaniel
David McKay
Dax Miller
Jamie Monk
Ashley Mottola
Daniel O'Brien
Gabriel Prado
Mayra Prado
Federico Richardson
Rebecca Riley
Juan Rodriguez
Stephen Shelt
Craig St. John
Kelsey Stack
Keresa Steichen

Jim Strickland
Jaelyn Stringer
Tyler Thornton
Evelyn Torres
Jenifer Torres
Kriton Vogel
Zach Wallace
Julia Watkins
Korey Whiting
Krayleon Winston
Kasey Witherow
Kevin Wittman
William Wolfe
Mary Khristyne Young

Dillard University

Danta Cobb
Syrena Edwards
Chayla Green

Joslyn Greenard
Banikah Jackson
Meaquell Lewis

David Manning
Shaylon Odom
Keisha Smoke

Brandy Vincent
Cornice Wingate

Louisiana State University Shreveport

John Anthony Anglin
Jamien Arvie
Craig Barnes
Andrew Blubaugh
David Bradley
Brandon Bravata
Andrew Brouillette
Callie Davis

LaTisha Flowers
Mason Free
Jeffrey Garidel
Valerie Huizar
Holly Jaynes
Bubba Jordan
James Landry
Alicia Marshall

Ty Moreno
Scott Petroski
Krystel Reilly
Kristen Schaefer
Janai Sells
Quinton Shamsabody
Calandre Singh
Caitlin Smith

Gino Spratley
Jared Stevenson
Josh Todd
Jerry Van Lafitte
Dorothy Vaughan

Loyola University

Torry J. Beaulieu
Carlos A. Benach, Jr.
Miles D. Colley, Jr.
Taylor R. Domengeaux
Damir Durmo
Kevin P. Fontenot

Kristie M. Hadley
Keelyn K. Henderson
Sarah Howard
Michael S. Kelly
Bryan J. Lavoie

Robert B. Mahoney
Christine T. Mainguy
Robert P. Manson
Matthew R. McCabe
David S. McChesney

Darrinton L. Moncrieffe
Mary Seals
Nicholas J. Tuszynski
Eric T. Walsh
Laine M. Woodruff

University of Mobile

Tess Ackerman
Hannah Albritton
Louise Arseneault
Syretta Baldwin
Heather Bearden
Leslie Bedsole
Eric Bird
Kyiona Boulton
Angela Bounds
Bryant Bradford
Matthew Brown
Abby Campbell
Mary Carlisle
Jenny Carney
Jeffrey Caviness
Dylan Choiniere
Morgan Copes
Sarah Cunningham
Jake Curtis
Major Deacon
William Delotelle
Ruben Diaz

Mary Doggett
Brittany Dowdle
Spencer Duke
Jessica Dykes
Caitlin Early
Cheryl Edgar
John Fincher
Thomas Fletcher
Robert Ford
Danielle Goodly
Laurel Green
Ashley Hall
Stephanie Hallinan
Stephanie Harris
Kaleb Heffner
Renee Hudson
Krystin Jolly
Sarah Kebrdle
Christopher Kennedy
Whitney Knight
Alyson Kovacs
Ashley Lachappelle

Katharina Lachmann
Nicholas Laico
Dustin Lee
Taylor Lee
Avron Lewellyn
Guilherme Lorencon
Elizabeth Lott
Erika Lundberg
Anna Maddox
Jordan Martin
Sacha Martin
Jeremy Masters
James McCulloch
Spencer McDonald
Justin McGehee
Sherri McIntosh
Jessica McIntyre
Hollie McLeod
Jennifer McNellage
Morgan Melancon
Maria Mendoza
Meredith Middlebrooks

John Mitchell
Derrell Moreaux
Robyn Munkus
Holly Neely
Amanda Newman
Timothy Ogborn
Leah Perez
Samuel Perlmutter
Laura Phillips
Taylor Phillips
Leslie Pickette
Jineth Pimentel
John Powell
Amber Presnell
Nathaniel Rau
Cristina Rodriguez
Carlys Roscoe-Jenkins
Alejandro Salcedo
Ashleigh Sammut
Melinda Scott
Amber Serman
Bradley Sheffield

University of Mobile (cont'd)

Stephanie Smith
Aleeshia Staley
Blair Stevens
Paula Stilkey
Joshua Stodghill
Stephen Stork

Kameron Strickland
David Suchodolski
Lauren Thomson
Ira Turner
Jesus Urmeneta
Luis Vial

Donte Walker
Katherine Walsh
John Wanschek
Matthew Watts
Thomas Wharf
Leigh Wiggins

Jason Williams
Johnitia Williams
John Wood

Southern University in New Orleans

Candice Alford
Paul Blake
Jarren Dennard

Askley Geagle
Dominic Ginn
Rayon Golding

Treallis Greeg
Raymond Henry

Brent Leduff
Adrain Simpson

Spring Hill College

Brittany K. Abate
Mary A. Altman
Rex S. Amedo
Madelaine K. Anderson
Abbey L. Angelle
Patrick S. Aucoin
Colten R. Biro
Sean M. Bockerstett
Jared M. Bonvillain
Michael J. Bouche
Shea Bowers
Grant T. Brasher
Kara A. Broderick
Samantha L. Brooks
Christopher R. Bruce
James P. Chassaing
Javier Cherta
Nicholas S. Clapper
Christopher A. Coleman
Alexander J. Coppejans

Ashley A. Derenbecker
Lucas J. Dobson
Kelli M. Duncan
Meagan M. Duncan
Jessica M. Edgar
Sarah E. Engels
Ricardo X. Escobar
Melanie M. Ferry
Lynne M. Fritscher
Collin A. Gasparovic
Allison P. Giles
Mary C. Hammond
Meredith L. Haro
Justin P. Harrison
Matthew S. Hasley
Stephanie A. Hoffman
Bradley J. Holstein
Maureen E. Homberg
Lynleigh A. Hughes
Amanda L. Hymel

Meghan E. Kacic
Mark S. Kirkikis
Christopher C. Ladner
Neilson D. Lea
Craig A. Lehman
Christopher P. Link
William B. Loweth, Jr.
Jessica A. Makowski
Antonio J. Mattera
Margaret M. Meier
Johnny Ngamvilay
Maura O'Callaghan
Gina E. Pambianchi
Kimberly A. Penix
Jason A. Price
Nicholas M. Rayburn
Alicia A. Reeves
Kathryn A. Renik
Leslie A. Rutkowski
William P. Saliski

Maureen M. Sargent
Michael A. Scanio, II
Sean P. Simpson
Allison N. Symulevich
Daniel M. Thouvenot
Noah J. Tomko
Alejandra Tovar
Zechariah Townsend
Brooke L. Turlich
Cecilia C. Venker
Emily A. Williams
Melissa J. Williams
Rachel E. Williams
DeMarco J. Wills
Lynsey L. Winkler
Erica Wright
Kristi D. Ybarra

Tougaloo College

Jessica Coleman
Charity Foster
Shane Gomes
Stephanie Jackson

Kim Kern
Shardae McAfee
Shardale McAfee

April Mitchell
Eleysia Perkins
Kari Thomas

Octavius Thompson
Rukiya Umoja
Jasmine Woods

William Carey University

Karina Almendarez
Mitchell Barker
Richard Beebe
Joshua Burnsed
Melanie Bush
Jacob Casey
Brendan Connolly
Jessica Crowe
Brittany Doyle
Jeana Erickson

Fallon Hartfield
Brennen Hodge
Carl Hollowed
Brett Holmes
Kate Hubbard
Barbra Jablanski
Kelli Jo Blue
Molly Jo Herrin
Kim Lewis
Angela Loose

Pam Martin
Alisha Mason
Katie McCrary
Joseph McNeill
Natalia Nino
Liam Openshaw
Mona-Lisa Palmer
Chelsey Phillips
Tito Salas
Christoph Schaefer

Ian Sharp
Shannon Steed
Shannon Steffen
Britta Stephens
Stone Thames
Derek Thompson
David Trisler
Shayna Turner
Ryan Wheelock
Jared Wooley

Xavier University

Ashley Broden
Alexandra Broussard
Melissa DeLoach

Joseph Drexler-Dreis
Danielle Jones
Cameron Knowles

Kelechi Okorooha
Brittany Powell
Terry Richardson

Darren Wallace
Dannie Woods

GCAC CALENDAR 2009- 2010

Deadline for institutional on-line reports to NAIA National
NAIA Affiliated Conferences Meeting (Commissioner) –

October 5-6, 2009

GCAC Fall Meeting – Dillard University

Nov. 3, 5, 7, 2009

Women's Soccer Championship –

Nov. 4, 6, 9, 2009

Men's Soccer Championship –

Nov. 7, 2009

Men's and Women's Cross Country Championship –
Clinton, MS

Nov. 13-14, 2009

Volleyball Championship –

March 1, 3, 5, 8, 2010

Women's Basketball Playoffs –

March 2, 4, 6, 9, 2010

Men's Basketball Playoffs –

April 9-13, 2010

NAIA National Convention – Cincinnati, Ohio

April 22-24, 2010

Softball Championship –

April 23-24, 2010

Men's and Women's Tennis Championship –

TBA

Men's Golf Championship –

April 26-27, 2010

GCAC Spring Meeting – LSU Shreveport

April 28 - May 1, 2010

Baseball Championship –

