

GULF COAST ATHLETIC CONFERENCE



2008-2009 DIRECTORY

TABLE OF CONTENTS 2008-2009

Conference History	3
Past Presidents	4
GCAC Officers	5
GCAC Eligibility Committee	6
GCAC Sports Committee Chairs	6
GCAC Executive Committee	7

MEMBER INFORMATION AND TEAM BASKETBALL STATISTICS 2007-2008

Belhaven College	8
Dillard University	11
Louisiana State University-Shreveport	13
Loyola University	16
University of Mobile	19
Southern University in New Orleans	23
Spring Hill College	25
Tougaloo College	28
William Carey University	31
Xavier University	35

BASKETBALL STATISTICS, 2007-2008 SEASON

Conference Men's Statistics	38
Individual	40
Season Records	43
Game Records	44
Men's All Conference Team	45
Women's All Conference Team	46
Conference Women's Statistics	47
Individual	49
Season Records	52
Game Records	53
2008 Basketball Schedule	54

BASEBALL STATISTICS 2008

Baseball Standings and Statistics	55
Belhaven College	58
Louisiana State University-Shreveport	59
Loyola University	60
University of Mobile	61
Spring Hill College	62
Tougaloo College	63
William Carey University	64
GCAC Baseball Records	65
All-Conference Baseball	66
2009 Baseball Schedule	67
All-Conference Softball	68
All-Conference Men's and Women's Golf	69
All-Conference Men's Soccer	70
All-Conference Women's Soccer	71
All-Conference Men's Tennis	72
All-Conference Women's Tennis	73
All-Conference Women's Volleyball	74
All-Conference Men's and Women's Cross Country	75
GCAC Champions 1981-2007	76
Thomas Howell Cup Champions 1986-2008	83
Schools Competing (By Sport)	84
GCAC Honor Roll	85
GCAC 2008-2009 Calendar	88

GCAC: www.gcaconf.com

NAIA: (816) 595-8000

(816) 595-8200 Fax

(816) 595-8180 Eligibility Hotline

www.naia.org

HISTORY

The Gulf Coast Athletic Conference developed out of a series of meetings held over a period of almost four years. A number of private four-year schools in the Gulf Coast region with similar educational standards, enrollments, budgets, and athletic philosophies mutually felt the need for a conference.

In April and May, 1981, a constitution was developed, officers were elected and the decision was made to proceed with conference competition during the 1981-82 school year. Charter officers were Anthony M. Rachal, Jr., Xavier University, president; John Burton, Spring Hill College, vice-president; Mark Windham, Belhaven College, secretary-treasurer; and Thomas Howell, Louisiana College, commissioner. Charter members were Belhaven College of Jackson, Mississippi; Dillard University and Xavier University of New Orleans, Louisiana; Louisiana College of Pineville, Louisiana; Spring Hill College of Mobile, Alabama; Tougaloo College of Tougaloo, Mississippi; and William Carey University of Hattiesburg, Mississippi.

In August, 1981, the GCAC received recognition as an NAIA Affiliated Conference. The University of Mobile, Alabama was admitted in October, 1985, Southern University in New Orleans was granted admission in May, 1986, Loyola University was admitted in April, 1995, and Talladega College was admitted in April, 1999 and Louisiana State University-Shreveport became a member in April, 2000. In May 2000, Louisiana College and Belhaven College withdrew. In April, 2002, Belhaven College was re-admitted. In August, 2002, Talladega College withdrew. In 2005, Hurricane Katrina forced Dillard University and Xavier University to cancel all athletic competition for 2005-2006 and Loyola University and Southern University in New Orleans were able only to compete partially. All schools returned to competition in 2006-2007, although in most cases with a reduced number of sports.

PAST PRESIDENTS

Anthony M. Rachal, Jr.	Xavier University	1981-82
John Burton	Spring Hill	1982-83
John Burton	Spring Hill	1983-84
Charles C. Teamer, Sr	Dillard University	1984-85
Milton Wheeler	William Carey	1985-86
Charles C. Teamer, Sr.	Dillard University	1986-87
Billy Allgood	Louisiana College	1987-88
Francis Garner	University of Mobile	1988-89
Artis Davenport	Southern University in N.O.	1989-90
Sr. Grace Mary Flickinger	Xavier University	1990-91
Charles C. Teamer, Sr.	Dillard University	1991-92
Felix James	Xavier University	1992-93
Bill Elder	University of Mobile	1993-95
Sr. Grace Mary Flickinger	Xavier University	1995-99
John Runda	University of Mobile	1999-01
Steve Knight	William Carey	2001-05
Craig Bogar	University of Mobile	2005

**2008-2009
Gulf Coast Athletic Conference Officers**

President: Steve Knight, William Carey University

Phone: 601-318-6301 Home: 601-268-7039
 Fax: 601-318-6454 Email: sknight@wmcarey.edu

Vice President: Dennis Cousin, Xavier University

Phone: 504-520-7330 Home: 985-643-8185
 Fax: 504-520-7934 Email: dcousin1@xula.edu

Secretary-Treasurer: Grace Beall

P.O. Box 515, Louisiana College Home: 318-473-1983
 Pineville, LA 71359 Email: grace@gracebeall.com

Commissioner: Thomas Howell

Dept. of History Phone: 318-792-6368
 William Jewell College Fax: (816) 415-6994
 500 College Hill Office: (816) 415-7617
 Liberty, MO 64068 Email: howellt@william.jewell.edu

Conference Information Director: Chuck Knight

508 Cox Ave. Phone: 601-266-5952
 Hattiesburg, MS 39402 Fax: 601-266-4104
 Home: 601-264-5017
 Email: chuckknight@gcaconf.com

Supervisors of Officials:

Men's Basketball

Bob Collins

2338 Farrell Circle
 Gulfport, MS 39507
 Phone: 228-896-7373
 Fax: 228-604-1343
 Email: timeoutbob@bellsouth.com

Women's Basketball

Greg Federico

131 Fernwood Dr.
 Pass Christian, MS 39571
 Phone: 504-887-3507
 Fax: 504-887-8140
 Home: 228-452-3564
 Email: hcso109@aol.com

Conference Faculty Athletic Rep: Sr. Grace Mary Flickinger, Xavier

Phone: 504-520-7526 Home: 504-482-0917
 Fax: 504-520-7918 Email: gflickin@xula.edu

Conference Registrar: Carolyn Evans, Tougaloo College

Phone: 601-977-7765
 Fax: 601-977-6164

Editor, GCAC Directory and Assistant Administrator: Robin Bunting

Phone: 318-487-7700 Email: bunting@lacollege.edu
 Fax: 318-487-7288

GCAC Eligibility Committee

Sr. Grace Mary Flickinger	Xavier
Dr. Vincent Johnson	SUNO
Dr. Milton Wheeler	William Carey

Sports Committee Chairs

Men's Basketball	Steve Knight (June-September, 2008) Dannton Jackson (October, 2008-April, 2009)
Women's Basketball	Darrilyn Broussard
M/W Cross Country / Track and Field	Joseph Moses
Baseball	Rocke Musgraves
Softball	Allison Sellers-Cook
Golf	Terry Hopper
Men's Soccer	Nigel Boulton
Women's Soccer	Brian Persons
Men's & Women's Tennis	Alan Green
Volleyball	Jon Campbell



GCAC EXECUTIVE COMMITTEE

Belhaven	Dr. Westley Busbee, Jr.
Dillard	Dr. Jana M. Smith
LSUS	Dr. Terry G. Harris
Loyola University	TBA
Mobile	Dr. Kathy Dunning
SUNO	Dr. Vincent Johnson
Spring Hill	Dr. David Dean
Tougaloo	Dr. Marilyn Houston-Coleman
William Carey	Coach Steve Knight
Xavier	Sr. Grace Mary Flickinger



BELHAVEN COLLEGE
 1500 Peachtree Street
 Jackson, MS 39202
 Athletic Phone: 601-968-5956
 Fax #: 601-965-7025
 www.belhaven.edu
 www.blazers.belhaven.edu

Nickname: Blazers and Lady Blazers
Colors: Belhaven Green & Blazer Gold

Enrollment: 1300

President: Dr. Roger Parrott

Fieldhouse: Heidelberg Gymnasium (seats 500)

Director of Athletics

Scott Little

Phone: 601-968-5956
 Email: slittle@belhaven.edu

Assistant to Director of Athletics

Dana Marsalis

Phone: 601-968-5956
 Email: ddrew@belhaven.edu

Coaching Staff:

Men's Basketball

Tom Kelsey

Phone: 601-968-5936
 Email: tkelsey@belhaven.edu

Women's Basketball

Billy Evans

Phone: 601-968-8812
 Email: bevans@belhaven.edu

Assistant

Keke Gray

Email: kgray@belhaven.edu

Baseball

Hill Denson

Phone: 601-968-8898
 Email: hdenson@belhaven.edu

Baseball Assistant

Clay Smith

Phone: 601-968-5984
 Email: csmith@belhaven.edu

Softball

Rick Fremin, III

Phone: 601-968-8768
 Email: rfremin@belhaven.edu

Belhaven College

Men's Soccer

Steve DeCou

Phone: 601-968-5956
Email: sdecou@belhaven.edu

Women's Soccer

Josue Sabillon

Phone: 601-968-8708
Email: jsabillon@belhaven.edu

Tennis (Men's & Women's)

Levi Patton

Phone: 601-968-5956
Email: lpatton@belhaven.edu

Cross Country (Men's & Women's)

Christie Barber

Phone: 601-968-5985
Email: cbarber@belhaven.edu

Volleyball

Lydia Smith

Phone: 601-968-8891
Email: lsmith@belhaven.edu

Golf (Men's and Women's)

Matt Collins

Phone: 601-672-9418
Email: mcollins@belhaven.edu

Cheerleading and Directory of Game Day Operations

Dana Marsalis

Phone: 601-968-5956
Email: ddrew@belhaven.edu

Athletic Trainer

Elliot Carter

Phone: 601-968-8789
Email: ecarter@belhaven.edu

Sports Information Director

Joel Thornton

Phone: 601-968-8765
Email: jthornton@belhaven.edu

Faculty Athletic Representative

Dr. Westley Busbee

Phone: 601-968-5982
Email: wbusbee@belhaven.edu

Registrar

Donna Weeks

Phone: 601-968-5922
Fax: 601-968-9998
Email: dweeks@belhaven.edu

Belhaven Men's Basketball Statistics

Player	G	FG	Pct	3P	Pct	FT	Pct	PTS/AVG	REB/AVG	Asst	TO	STL
Miller	3	15-33	.455	7-18	.389	11-15	.733	48-16.00	12-4.00	7	10	3
Whiting	32	189-371	.509	10-31	.323	98-162	.605	486-15.19	283-8.84	47	81	49
Taylor	32	157-333	.471	13-43	.302	102-157	.650	429-13.41	135-4.22	110	122	57
Bailey	31	147-307	.479	50-124	.403	61-73	.836	405-13.07	82-2.65	38	62	33
Walcott	32	139-297	.468	39-105	.371	48-79	.608	365-11.41	161-5.03	20	69	27
Holmes	16	50-88	.568	1-7	.143	23-39	.590	124-7.75	83-5.19	2	23	15
Sullivan	18	48-104	.462	2-15	.133	17-25	.680	115-6.39	79-4.39	39	33	9
McNutt	32	39-104	.375	16-47	.340	42-55	.764	136-4.25	82-2.56	125	90	53
Tunberg	16	22-56	.393	3-10	.300	12-13	.923	59-3.69	49-3.06	5	13	8
Marion	32	35-115	.304	26-95	.274	12-16	.750	108-3.38	48-1.50	13	19	9
Markham	23	23-75	.307	16-53	.302	4-11	.364	66-2.87	21-0.91	3	13	6
Sturgis	29	24-67	.358	17-52	.327	5-5	1.000	70-2.41	35-1.21	4	6	1
Caver	12	10-35	.286	0-1	.000	3-6	.500	23-1.92	33-2.75	2	17	1
Johnson	29	16-44	.364	3-17	.176	8-11	.727	43-1.48	34-1.17	34	21	7
Zumo	18	3-13	.231	1-8	.125	4-9	.444	11-0.61	13-0.72	12	18	4
Swift	10	2-8	.250	0-4	.000	2-2	1.000	6-0.60	2-0.20	0	5	1

Belhaven Women's Basketball Statistics

Player	G	FG	Pct	3P	Pct	FT	Pct	PTS/AVG	REB/AVG	Asst	TO	STL
Williams	22	99-221	.448	12-30	.400	59-89	.663	269-12.23	110-5.00	29	46	33
Stringer	28	134-251	.534	7-20	.350	59-86	.686	334-11.93	136-4.86	21	56	56
Kirkwood, Samantha	28	138-336	.411	0-3	.000	54-109	.495	330-11.79	157-5.61	37	70	43
Robinson	27	103-301	.342	35-97	.361	77-108	.713	318-11.78	61-2.26	38	54	35
Dial	25	51-164	.311	26-84	.310	34-51	.667	162-6.48	65-2.60	41	41	26
Hammack	16	30-90	.333	16-42	.381	18-22	.818	94-5.88	44-2.75	14	25	8
Ward	29	32-108	.296	2-17	.118	46-68	.676	112-3.86	83-2.86	73	74	53
Lee	25	32-90	.356	1-10	.100	14-32	.438	79-3.16	68-2.72	13	45	21
Kirkwood, Stefanie	8	8-30	.267	2-6	.333	5-8	.625	23-2.88	16-2.00	11	24	3
Taylor	14	11-42	.262	0-0	.000	12-17	.706	34-2.43	31-2.21	3	16	5
McDaniel	22	15-47	.319	0-0	.000	14-16	.875	44-2.00	60-2.73	6	15	8
Thomas	19	15-41	.366	0-10	.000	6-16	.375	36-1.90	14-0.74	1	12	5
Rule	14	9-12	.750	0-0	.000	6-16	.375	24-1.71	11-0.79	0	4	2
James	7	6-15	.400	0-0	.000	0-2	.000	12-1.71	19-2.71	0	12	5
Dominio	26	13-45	.289	7-29	.241	10-20	.500	43-1.65	29-1.12	17	27	12
Grefseng	19	8-26	.308	1-12	.083	5-7	.714	22-1.16	7-0.37	7	9	8
Driver	10	0-10	.000	0-8	.000	1-3	.333	1-0.10	1-0.10	1	3	0
Chatman	6	0-1	.000	0-0	.000	0-0	.000	0-0.00	3-0.50	0	0	0
Kirkwood, Sonni	1	0-0	.000	0-0	.000	0-0	.000	0-0.00	0-0.00	0	0	0

DILLARD UNIVERSITY



2601 Gentilly Blvd.
 New Orleans, LA 70122
 Fax #: 504-816-4365
 www.dillard.edu

Nickname: Blue Devils, Lady Blue Devils
Colors: Royal Blue & White
Enrollment: 2000
President: Dr. Marvalene Hughes
Fieldhouse: A.W. Dent (seats 3500)

Athletic Director

Kiki Baker Barnes

Phone: 504-816-4752
 Email: kbarnes@dillard.edu

Coaching Staff:

Men's Basketball

Dale Brown

Phone: 504-816-4249
 Email: dabrown@dillard.edu

Women's Basketball

Kiki Baker Barnes

Phone: 504-816-4752
 Email: kbarnes@dillard.edu

Volleyball

Yolanda Brown

Phone: 504-816-4046
 Email: ybrown@dillard.edu

Faculty Athletic Representative

Jana M. Smith

Phone: 504-816-4430
 Fax: 504-816-4185
 Email: jmeyers@dillard.edu

Registrar

Connie Seymour

Phone: 504-816-4871
 Email: cseymour@dillard.edu

Dillard Men's Basketball Statistics

Player	G	FG	Pct	3P	Pct	FT	Pct	PTS/AVG	REB/AVG	Ast	TO	STL
Meadors	7	41-69	.594	1-1	1.000	20-32	.625	103-14.71	50-7.14	5	13	9
Bridges	15	77-129	.597	0-2	.000	36-77	.468	190-12.67	104-6.93	18	57	12
Manning, D.	25	95-202	.470	6-18	.333	115-158	.728	311-12.44	127-5.08	54	103	37
Givens	10	43-108	.398	7-19	.368	21-29	.724	114-11.40	85-8.50	19	23	11
Burkes	9	34-89	.382	0-5	.000	15-25	.600	83-9.22	42-4.67	8	29	10
Williams, D.	26	77-232	.332	50-170	.294	11-17	.647	215-8.27	45-1.73	30	28	31
Manning, A.	21	55-109	.505	6-20	.300	54-68	.794	170-8.10	50-2.38	34	33	22
Wingate	17	37-100	.370	25-71	.352	8-11	.727	107-6.29	19-1.12	16	23	13
Anderson	2	4-11	.364	2-6	.333	2-4	.500	12-6.00	5-2.50	1	2	0
Harper	26	65-157	.414	9-30	.300	15-38	.395	154-5.92	53-2.04	50	58	24
Washington	14	30-64	.469	0-0	.000	9-20	.450	69-4.93	42-3.00	2	16	6
Hall	20	35-82	.427	0-0	.000	12-30	.400	82-4.10	107-5.35	10	22	23
Sweat	21	24-57	.421	0-7	.000	24-32	.750	72-3.43	48-2.29	38	39	21
Mitchell	19	24-49	.490	5-10	.500	10-12	.833	63-3.32	33-1.74	1	15	8
Batiste	9	9-17	.529	0-0	.000	9-21	.429	27-3.00	18-2.00	0	16	2
Allen	15	15-38	.395	0-1	.000	5-10	.500	35-2.33	25-1.67	4	8	2
Brock	5	3-6	.500	0-0	.000	0-0	.000	6-1.20	4-0.80	0	1	0
Williams, C.	5	0-4	.000	0-4	.000	1-4	.250	1-0.20	0-0.00	1	0	1
Grove	2	0-0	.000	0-0	.000	0-0	.000	0-0.00	0-0.00	0	0	0
Collins	1	0-0	.000	0-0	.000	0-0	.000	0-0.00	0-0.00	0	0	0
Butler	12	0-3	.000	0-0	.000	0-1	.000	0-0.00	11-0.92	16	20	7

Dillard Women's Basketball Statistics

Player	G	FG	Pct	3P	Pct	FT	Pct	PTS/AVG	REB/AVG	Ast	TO	STL
Nweke	31	199-367	.542	0-0	.000	79-141	.560	477-15.39	326-10.52	21	117	36
Lewis	31	138-365	.378	17-68	.250	57-99	.576	350-11.29	116-3.74	80	89	62
Martin	9	39-97	.402	3-11	.273	12-20	.600	93-10.33	40-4.44	14	20	20
Bevins	23	84-208	.404	19-51	.373	49-67	.731	236-10.26	75-3.26	132	134	59
Matthew	30	105-340	.309	40-151	.265	41-61	.672	291-9.70	196-6.53	55	97	97
Vincent	30	66-199	.332	0-0	.000	38-55	.691	170-5.67	170-5.67	46	51	31
Williams	31	59-155	.381	0-1	.000	23-44	.523	141-4.55	117-3.77	15	52	18
Greenard	6	8-25	.320	0-2	.000	4-10	.700	23-3.83	20-3.33	12	5	10
Reece	10	11-35	.314	5-19	.263	10-14	.714	37-3.70	21-2.10	10	16	16
Black	8	10-24	.417	0-0	.000	8-11	.727	28-3.50	28-3.50	0	8	2
Madison	30	30-102	.294	7-35	.200	21-38	.553	88-2.93	46-1.53	46	66	35
Odom	10	1-14	.071	0-8	.000	2-3	.667	4-0.40	12-1.20	6	10	4
Troope	9	1-12	.083	0-4	.000	1-4	.250	3-0.33	21-2.33	5	17	9



LOUISIANA STATE UNIVERSITY IN SHREVEPORT

**One University Place
Shreveport, LA 71115**

Athletic Department: 318-797-5194

Fax #: 318-798-4179

www.lsus.edu

Nickname: Pilots

Colors: Gold & Navy Blue

Enrollment: 4200

President: Dr. Vincent J. Marsala

Fieldhouse: Health & Physical Education Building

Athletic Director

Doug Robinson

Phone: 318-798-4107

Home: 318-797-7606

Email: doug.robinson@lsus.edu

Athletic Secretary

Sharon Bloxom

Phone: 318-797-5194

Email: sharon.bloxom@lsus.edu

Coaching Staff:

Men's Basketball

Chad McDowell

Phone: 318-798-4110

Home: 318-207-2423

Email: chad.mcdowell@lsus.edu

Women's Basketball

Ronnie Howell

Phone: 318-798-4111

Home: 318-752-2946

Email: Ronnie.howell@lsus.edu

Baseball

Rocke Musgraves

Phone: 318-798-4106

Home: 318-797-1227

Email: rocke.musgraves@lsus.edu

Louisiana State University in Shreveport

Women's Soccer

Jed Jones

Phone: 318-797-5094

Home: 318-524-0520

Email: jed.jones@lsus.edu

Sports Information/Publicity

Kyle Blankenship

Phone: 318-795-2475

Cell: 318-218-9428

Email: kyle.blankenship@lsus.edu

OR sports@lsus.edu

Faculty Athletic Representative

Dr. Terry G. Harris

Phone: 318-797-5368

Fax: 318-797-5290

Home: 318-797-2323

Email: terry.harris@lsus.edu

Registrar

Mickey Diez

Phone: 318-797-5112

Email: mickey.diez@lsus.edu

LSUS Men's Basketball Statistics

Player	G	FG	Pct	3P	Pct	FT	Pct	PTS/AVG	REB/AVG	Ast	TO	STL
Porter	34	265-556	.477	106-281	.377	107-144	.743	743-21.85	158-4.65	61	57	60
Morris	34	195-388	.503	0-1	.000	105-165	.636	495-14.56	373-10.97	58	76	28
Cash	33	171-367	.466	13-46	.283	111-184	.603	466-14.12	240-7.27	117	91	53
Jones	34	123-226	.544	11-28	.393	111-186	.597	368-10.82	177-5.21	48	50	34
Stevenson	34	73-188	.388	33-84	.393	57-78	.731	236-6.94	88-2.59	169	79	60
Jackson	34	66-150	.440	20-61	.328	31-57	.544	183-5.38	97-2.85	10	26	13
Wafer	7	11-15	.733	0-0	.000	5-11	.455	27-3.86	31-4.43	2	4	0
Gatlin	34	50-140	.357	19-72	.264	11-13	.846	130-3.82	85-2.50	11	19	7
Huey	27	22-58	.379	19-48	.396	9-12	.750	72-2.67	24-0.89	8	12	3
Walker	29	23-63	.365	8-24	.333	23-34	.676	77-2.66	25-0.86	38	23	18
Berry	22	18-34	.529	0-0	.000	21-36	.583	57-2.59	25-1.14	10	16	5
Hall	6	4-10	.400	2-6	.333	2-3	.667	12-2.00	1-0.17	1	2	0
Williams	10	6-16	.375	6-13	.462	0-0	.000	18-1.80	3-1.30	2	4	2
Marlow	25	12-23	.522	1-3	.333	9-15	.600	34-1.36	43-1.72	3	16	4
Lincoln	18	7-18	.389	0-0	.000	5-14	.357	19-1.06	25-1.39	3	5	2

LSUS Women's Basketball Statistics

Player	G	FG	Pct	3P	Pct	FT	Pct	PTS/AVG	REB/AVG	Ast	TO	STL
Leonards	28	159-357	.445	6-38	.158	69-101	.683	393-14.04	179-6.39	75	82	42
Sells	28	106-219	.484	2-3	.667	51-70	.729	265-9.46	162-5.79	19	49	14
Cryer	23	69-196	.352	15-51	.294	51-64	.797	204-8.87	125-5.44	45	57	16
Hollins	28	71-201	.353	54-153	.353	20-28	.714	216-7.71	36-1.29	36	42	27
Wilkerson	28	61-167	.365	35-100	.350	40-50	.800	197-7.04	76-2.71	133	86	40
Joseph	28	78-151	.517	0-2	.000	40-68	.588	196-7.00	155-5.54	16	47	6
Perkins	23	26-77	.338	8-35	.229	21-29	.724	81-3.52	27-1.17	10	17	11
Arvie	28	39-100	.390	2-9	.222	17-30	.567	97-3.46	84-3.00	20	39	23
Davis	23	24-64	.375	0-7	.000	8-20	.400	56-2.44	50-2.17	14	16	1
Flowers	28	22-53	.415	3-16	.188	14-31	.452	61-2.18	29-1.04	37	37	21
Fairley	17	11-32	.344	1-2	.500	5-8	.625	28-1.65	25-1.47	3	7	4
Hutto	11	2-16	.125	0-6	.000	0-0	.000	4-0.36	9-0.82	2	4	3
Wiltz	2	0-0	.000	0-0	.000	0-0	.000	0-0.00	0-0.00	0	0	0
Holley	4	0-4	.000	0-2	.000	0-0	.000	0-0.00	1-0.25	1	1	1



LOYOLA UNIVERSITY
 6363 St. Charles Ave., Box 53
 New Orleans, LA 70118
 Fax #: 504-864-7380
 www.loyno.edu

Nickname: Wolfpack
Colors: Maroon & Gold
Enrollment: 5000

President: Rev. Kevin Wildes, S.J.
Fieldhouse: The Den (Loyola Sports Complex)

Athletic Director

Dr. Michael Giorlando

Phone: 504-864-7711
 Home: 225-761-7778
 Email: giorland@loyno.edu

Associate Athletic Director

Brett Simpson

Phone: 504-864-7396
 Cell: 504-258-7857
 Email: bsimpson@loyno.edu

Assistant Athletic Director

Kellie Kennedy

Phone: 504-864-7577
 Email: kellie@station8801.com

Business Manager

TBA

Phone: 504-864-7225

Coaching Staff:

Men's Basketball

Dr. Michael Giorlando

Phone: 504-864-7711
 Home: 225-761-7778
 Email: giorland@loyno.edu

Loyola University

Women's Basketball

Kellie Kennedy

Phone: 504-864-7577

Email: kellie@station8801.com

Baseball

Gerald "Gee" Cassard

Phone: 504-864-7392

Email: gcassard@loyno.edu

Track/Cross Country (Men's & Women's)

Andy Canegitta

Phone: 504-864-7395

Email: acanegit@loyno.edu

Volleyball

Thomas Harold

Phone: 504-864-7397

Home: 504-833-5995

Email: tharold@loyno.edu

Sports Information Director

Brett Simpson

Phone: 504-864-7396

Cell: 504-258-7857

Email: bsimpson@loyno.edu

Faculty Athletic Representative

TBA

Phone: 504-864-7225

Registrar

Kathy Gros

Phone: 504-865-3552

Email: kgros@loyno.edu

Loyola University Men's Basketball Stats

Player	G	FG	Pct	3P	Pct	FT	Pct	PTS/AVG	REB/AVG	Ast	TO	STL
Zumo	29	159-359	.443	85-211	.403	119-158	.753	522-18.00	85-2.93	52	86	30
Bennett	29	113-272	.415	52-145	.359	86-111	.775	364-12.55	107-3.69	82	102	27
Faranda	29	140-234	.598	0-1	.000	67-120	.558	347-11.97	165-5.69	30	59	14
Beaulieu	29	88-217	.406	24-57	.421	118-168	.702	318-10.97	120-4.14	95	100	46
Tuszynski	29	91-176	.517	0-1	.000	23-57	.404	205-7.07	163-5.62	43	38	10
Strickland	27	32-76	.421	1-3	.333	10-20	.500	75-2.78	26-0.96	13	21	11
Wurts	28	22-35	.629	0-1	.000	25-40	.625	69-2.46	39-1.39	14	22	1
Moncrieffe	29	19-35	.543	0-0	.000	7-22	.318	45-1.55	110-3.79	4	31	4
Manson	25	16-27	.593	1-3	.333	4-6	.667	37-1.48	34-1.36	5	21	2
McCabe	26	12-29	.414	3-12	.250	8-11	.727	35-1.35	19-0.73	12	22	5
Boyd	15	1-7	.143	0-2	.000	2-4	.500	4-0.27	5-0.33	6	13	3
McGrew	22	1-6	.167	0-3	.000	1-4	.250	3-0.14	6-0.27	3	10	2

Loyola University Women's Basketball Stats

Player	G	FG	Pct	3P	Pct	FT	Pct	PTS/AVG	REB/AVG	Ast	TO	STL
Smith, Trenese	35	228-526	.433	65-192	.339	169-239	.707	690-19.71	233-6.66	89	119	63
Smith, Trenell	35	214-410	.522	53-127	.417	163-209	.780	644-18.40	174-4.97	166	166	89
Schork	35	125-388	.322	98-321	.305	25-33	.758	373-10.66	88-2.51	137	119	75
Mainguy	35	121-276	.438	25-86	.291	43-76	.566	310-8.86	310-8.86	76	87	69
Rigg	35	112-238	.471	0-1	.000	34-61	.557	258-7.37	199-5.69	28	53	31
Blanchard	33	59-190	.311	49-163	.301	12-25	.480	179-5.42	99-3.00	26	38	18
Mballow	20	25-51	.490	0-0	.000	18-30	.600	68-3.40	36-1.80	1	16	2
Hall	25	24-40	.600	1-3	.333	5-12	.417	54-2.16	23-0.92	4	13	3
Nolan	28	13-34	.382	4-12	.333	12-16	.750	42-1.50	41-1.46	4	21	8
Woodruff	18	3-13	.231	2-10	.200	0-0	.000	8-0.44	12-0.67	5	3	3



UNIVERSITY OF MOBILE
 5735 College Parkway
 Mobile, AL 36613
 Fax #: 251-442-2499 or 251-442-2564
 www.umobile.edu

Nickname: Rams
Colors: Maroon & White
Enrollment: 2000
President: Dr. Mark Foley
Fieldhouse: H. Austill Pharr (Seats 1500)

Athletic Director

Joe Niland
 Phone: 251-442-2288
 Home: 251-661-4743
 Email: joen@mail.umobile.edu

Secretary

Sally Shoupe
 Phone: 251-442-2278
 Fax: 251-442-2499
 Email: sshoupp@mail.umobile.edu

Coaching Staff:

Men's Basketball

Joe Niland
 Phone: 251-442-2288
 Home: 251-661-4743
 Email: joen@mail.umobile.edu

Women's Basketball

Michael Berry
 Phone: 251-442-2260
 Cell: 251-545-6323
 Home: 251-343-2217
 Email: mberry@mail.umobile.edu

Assistant

Ebonie Ferguson
 Phone: 251-442-2260
 Email: eferguson@mail.umobile.edu

Baseball

Mike Jacobs
 Phone: 251-442-2228
 Cell: 251-786-4000
 Home: 251-666-1775
 Email: mikej@mail.umobile.edu

Assistant

Jon Seymour
 Phone: 251-442-2306
 Email: jseymour@mail.umobile.edu

University of Mobile

Softball

Men's Soccer

Women's Soccer

Men's Golf

Women's Golf

Tennis

(Men's & Women's)

Cross Country

(Men's & Women's)

Volleyball

Assistant

Terri McCormack

Phone: 251-442-2277
 Email: tmccormick@mail.umobile.edu

Peter Fuller

Phone: 251-442-2363
 Home: 251-679-7575
 Cell: 251-583-4711
 Email: peterf@mail.umobile.edu

Brian Person

Phone: 251-442-2397
 Cell: 251-533-1149
 Email: brianp@mail.umobile.edu

Terry Hopper

Phone: 251-442-2570
 Home: 251-675-4694
 Email: mobilegolf@hotmail.com

Maggie Blaylock

Phone: 251-442-2530
 Cell: 251-716-7883
 Email: maggieb@mail.umobile.edu

Uwe Tittl

Phone: 251-442-2364
 Cell: 251-895-1741
 Email: uwet@mail.umobile.edu

Holly Person

Phone: 251-442-2494
 Cell: 985-705-9304
 Email: hollyp@mail.umobile.edu

Jon Campbell

Phone: 251-442-2369
 Cell: 251-610-1166
 Home: 251-675-8930
 Email: jcampbell@mail.umobile.edu

Amber Campbell

University of Mobile

Head Trainer

Melissa Thomas

Phone: 251-442-2561
 Cell: 251-604-4269
 Email: melissat@mail.umobile.edu

Assistant

Janele Huelat

Phone: 251-442-2361
 Email: jhuelat@mail.umobile.edu

Sports Information/Publicity

Matthew Hicks

Phone: 251-442-2264
 Cell: 251-327-8767
 Fax: 251-442-2499
 Email: mhicks@mail.umobile.edu

Faculty Athletic Representative

Kathy Dunning

Phone: 251-442-2281
 Fax: 251-442-2523
 Email: kdunning@mail.umobile.edu

Registrar

Donald Berry

Phone: 251-442-2203
 Fax: 251-442-2505
 Email: donaldb@mail.umobile.edu

University of Mobile Men's Basketball Statistics

Player	G	FG	PCT	3P	PCT	FT	PCT	PTS/AVG	REB/AVG	A	TO	ST
Jones	31	234-402	.582	21-64	.328	107-142	.754	596-19.23	253-8.16	70	73	62
Fitzgerald	32	177-352	.503	34-97	.351	67-105	.638	455-14.22	145-4.53	98	85	64
Pellan	32	136-254	.535	9-41	.220	86-109	.789	367-11.47	221-6.91	39	77	29
Yeadon	6	21-37	.568	0-1	.000	14-18	.778	56-9.33	26-4.33	6	7	6
Moreaux	32	82-211	.389	21-69	.304	88-122	.721	273-8.53	82-2.56	122	74	37
Yeager	30	81-202	.401	48-126	.381	15-25	.600	225-7.50	51-1.70	20	45	11
Walker	32	77-171	.450	8-34	.235	37-64	.578	199-6.22	115-3.59	49	51	19
Malone	29	38-92	.413	22-55	.400	14-20	.700	112-3.86	42-1.45	35	44	30
Sims	23	25-61	.410	0-0	.000	11-24	.458	61-2.65	43-1.87	3	23	12
Lazic	26	10-17	.588	0-0	.000	4-8	.500	24-0.92	27-1.04	4	20	4
Wingate	8	0-3	.000	0-2	.000	0-0	.000	0-0.00	2-0.2	0	3	0

University of Mobile Women's Basketball Statistics

Player	G	FG	PCT	3P	PCT	FT	PCT	PTS/AVG	REB/AVG	A	TO	ST
McIntosh	32	177-336	.527	0-0	.000	82-128	.641	436-13.63	295-9.22	45	125	52
Goodly	32	156-353	.442	28-88	.318	75-104	.721	415-12.97	158-4.94	131	132	107
Hutchinson	30	158-285	.554	0-1	.000	59-101	.584	375-12.50	206-6.87	27	70	31
Bounds	32	117-289	.405	10-44	.227	133-166	.801	377-11.78	127-3.97	97	104	66
Maddox	32	85-198	.429	9-39	.231	31-42	.738	210-6.56	69-2.16	56	83	40
Lowe	15	28-79	.354	14-52	.269	8-16	.500	78-5.20	18-1.20	5	17	11
Jones	29	48-79	.608	0-0	.000	28-46	.609	124-4.28	68-2.35	7	24	2
Washington	32	48-134	.358	1-6	.167	26-44	.591	123-3.84	134-4.19	44	83	48
Long	30	30-84	.357	8-27	.296	13-22	.591	81-2.70	26-0.87	33	52	21
Williams	29	16-55	.291	4-14	.286	17-20	.850	53-1.83	26-0.90	15	21	7
Lachmann	14	8-17	.471	0-0	.000	2-2	1.000	18-1.29	10-0.71	15	21	0
Gibbs	4	1-4	.250	0-0	.000	0-0	.000	2-0.50	4-1.00	0	2	1



SOUTHERN UNIVERSITY IN NEW ORLEANS
 6400 Press Drive
 New Orleans, LA 70126
 Fax #: 504-284-5440
 www.suno.edu

Nickname: SUNO Knights
Colors: Blue & Gold
Enrollment: 3600
Chancellor: Dr. Victor Ukpolo

TEMPORARY ADDRESS: 6801 Press Drive
New Orleans, LA 70126

Athletic Director

Elston King

Phone: 504-286-5197
 Email: eking@suno.edu

Coaching Staff:

Men's Basketball

James Rawley

Phone: 504-286-5198
 Email: jrawley@suno.edu

Women's Basketball

Elston King

Phone: 504-286-5197
 Email: eking@suno.edu

**Cross Country and Track
 (Men's and Women's)**

Yhann Plummer

Phone: 504-286-5198

Sports Information Director

Eddie Francais

Phone: 504-286-5343

Faculty Athletic Representative

Dr. Vincent Johnson

Phone: 504-286-5331 or
 504-284-5462
 Cell: 504-914-3041
 Fax: 504-284-5304
 Email: vjohnson@suno.edu

Registrar

Gladys Allen

Phone: 504-286-5175
 Email: gallen@suno.edu

SUNO Men's Basketball Statistics

Player	G	FG	Pct	3P	Pct	FT	Pct	PTS/AVG	REB/AVG	Ast	TO	STL
Perry	25	142-390	.364	60-184	.326	108-142	.761	452-18.08	56-2.24	40	54	47
Thomas	20	103-249	.414	11-65	.169	63-104	.606	280-14.00	974.85	41	62	22
Theus	24	63-174	.362	28-98	.286	15-22	.682	169-7.04	42-1.75	32	34	41
Wilson	15	37-86	.430	2-10	.200	25-33	.758	101-6.73	84-5.60	6	29	11
Warren	19	50-123	.407	6-20	.300	16-37	.432	122-6.42	54-2.84	24	34	18
Grayson	18	37-69	.536	7-14	.500	24-36	.667	105-5.83	60-3.33	11	13	9
Johnson	25	57-111	.514	1-13	.077	13-29	.448	128-5.12	76-3.04	20	25	20
Gomez	23	26-70	.371	12-38	.316	17-20	.850	81-3.52	29-1.26	24	44	24
Anderson	25	33-71	.465	1-1	1.000	18-32	.563	85-3.40	95-3.80	7	20	5
Gregg	23	29-65	.446	2-5	.400	9-14	.643	69-3.00	41-1.78	7	15	6
Arce	6	7-17	.412	0-0	.000	4-6	.667	18-3.00	16-2.67	4	3	1
Fontenot	21	23-44	.523	0-0	.000	5-10	.500	51-2.43	68-3.24	11	33	7
Lewis	23	18-48	.375	5-15	.333	11-15	.733	52-2.26	23-1.00	15	10	5
Ramos	17	11-23	.478	0-0	.000	6-9	.667	28-1.65	25-1.47	1	13	6
Dennard	25	12-52	.231	3-12	.250	10-21	.476	37-1.48	28-1.12	37	39	16
Haywood	6	2-5	.400	1-2	.500	1-2	.500	6-1.00	3-0.50	3	1	2
Hosey	11	4-12	.333	1-3	.333	1-6	.167	10-0.91	3-0.27	5	11	1

SUNO Women's Basketball Statistics

Player	G	FG	Pct	3P	Pct	FT	Pct	PTS/AVG	REB/AVG	Ast	TO	STL
Leonard, D	28	154-396	.389	13-39	.333	120-188	.638	441-15.75	322-11.50	32	117	56
Jack	3	14-32	.438	1-3	.333	2-8	.250	31-10.33	4-1.33	14	7	11
Williams	28	84-252	.333	37-127	.291	28-41	.683	233-8.32	62-2.21	53	93	32
Vercise	23	61-193	.316	12-46	.261	25-45	.556	159-6.91	26-1.13	15	42	25
Hampton	27	64-191	.335	22-70	.314	30-52	.577	180-6.67	56-2.07	39	65	34
Edwards	28	71-174	.408	0-3	.000	43-86	.500	185-6.61	195-6.96	12	69	32
Johnson, C.	27	45-111	.405	0-1	.000	29-45	.644	119-4.41	55-2.04	63	97	40
Johnson, E.	18	24-63	.381	0-0	.000	19-25	.760	67-3.72	47-2.61	6	18	8
Dyson	27	33-81	.407	0-0	.000	27-51	.529	93-3.44	89-3.30	11	34	12
Leonard, G.	7	8-26	.308	0-0	.000	3-8	.375	19-2.71	27-3.86	2	9	3
Ginn	28	26-73	.356	1-3	.333	7-9	.778	60-2.14	51-1.82	41	47	24



SPRING HILL COLLEGE

**4000 Dauphin Street
Mobile, AL 36608-0220**

Athletic Department: 251-380-3485

Fax #: 251-460-2196

www.shc.edu

Nickname: Badgers, Lady Badgers

Colors: Purple & White

Enrollment: 1200

President: Fr. Gregory F. Lucey, S.J.

Fieldhouse: Outlaw Recreation Center (2,000)

Athletic Director

Scott Westbrook

Phone: 251-380-3491

Email: swestbrook@shc.edu

Athletic Secretary

Sharon Jones

Phone: 251-380-3485

Email: sljones@shc.edu

Coaching Staff:

Men's Basketball

Robert Thompson

Phone: 251-380-4460

Email: rthompson@shc.edu

Women's Basketball

TBA

Phone: 251-380-3488

Baseball

Frank Sims

Phone: 251-380-3486

Email: fsims@shc.edu

Cross Country

(Men's & Women's)

Emily Shaffer

Phone: 251-380-3204

Email: eshaffer@shc.edu

Golf (Men's & Women's)

Steve Hodges

Phone: 251-380-4659

Email: shodges@shc.edu

Spring Hill College

Soccer (Men's & Women's)

Adam Pearce

Phone: 251-380-4475

Email: apearce@shc.edu

Tennis (Men's & Women's)

Hans Laub

Phone: 251-380-3491

Email: hlaub@shc.edu

Softball

Alison Sellers-Cook

Phone: 251-380-3489

Email: acook@shc.edu

Volleyball

Beth Ring

Phone: 251-380-3485

Email: bring@shc.edu

Sports Information Director

Jim Stennett

Phone: 251-380-4468

Email: jstennett@shc.edu

**Coordinator of Facilities
and Intramurals**

Angel Gray

Phone: 251-380-4461

Email: agray@shc.edu

Faculty Athletic Representative

Dr. David Dean

Phone: 251-380-3082

Fax: 251-460-2181

Email: ddean@shc.edu

Registrar

Stuart Moore

Phone: 251-380-2240

Email: smoore@shc.edu

Spring Hill College Men's Basketball Statistics

Player	G	FG	Pct	3P	Pct	FT	Pct	PTS/AVG	REB/AVG	Ast	TO	STL
Woolridge	31	182-386	.472	103-226	.456	90-99	.909	557-17.97	185-5.97	24	49	32
Coleman	31	165-348	.474	115-238	.483	25-33	.758	470-15.16	86-2.77	57	38	24
Price	31	116-241	.481	34-78	.436	125-156	.801	391-12.61	80-2.58	76	69	27
Covington	31	91-189	.481	30-76	.395	58-84	.690	270-8.71	140-4.52	42	60	7
Brown	30	67-128	.523	0-0	.000	26-45	.578	160-5.33	123-4.10	7	57	5
McNally	29	61-142	.430	3-7	.429	28-47	.596	153-5.28	102-3.52	20	35	3
Twiggs	8	11-19	.579	0-0	.000	7-14	.500	29-3.63	21-2.63	3	10	1
Bajos	7	9-13	.692	1-1	1.000	6-8	.750	25-3.57	12-1.71	3	12	2
Murray	31	33-78	.423	3-13	.231	32-59	.542	101-3.26	73-2.36	58	54	13
Crawford	27	24-36	.667	0-0	.000	5-12	.417	53-1.96	34-1.26	7	13	2
Zieman	31	13-37	.351	4-16	.250	24-33	.727	54-1.74	77-2.48	102	57	22
Gardner	13	9-16	.563	0-0	.000	3-10	.300	21-1.62	13-1.00	0	5	1
Dread	9	3-15	.200	0-2	.000	3-4	.750	9-1.00	13-1.44	1	7	1
Franklin	6	1-6	.167	0-3	.000	0-0	.000	2-0.33	1-0.17	0	3	1

Spring Hill College Women's Basketball Statistics

Player	G	FG	Pct	3P	Pct	FT	Pct	PTS/AVG	REB/AVG	Ast	TO	STL
Forbes	29	181-368	.492	1-17	.059	62-109	.569	425-14.66	204-7.03	58	101	20
Hollis	29	135-371	.364	65-187	.348	69-95	.726	404-13.93	112-3.86	53	103	33
Belton	29	103-260	.396	41-117	.350	96-125	.768	343-11.83	118-4.07	65	103	34
Parker	29	84-186	.452	2-7	.286	37-60	.617	207-7.14	155-5.35	13	50	19
Hicks	27	52-149	.349	16-61	.262	20-34	.588	140-5.19	135-5.00	32	73	48
Wright	29	56-134	.418	9-40	.225	25-58	.431	146-5.03	71-2.45	35	65	23
Boykin	7	12-32	.375	3-9	.333	5-6	.833	32-4.57	6-0.86	7	17	6
Hughes	29	36-80	.450	5-17	.294	35-66	.530	112-3.86	57-1.97	44	44	18
Duncan	16	14-38	.368	12-29	.414	3-4	.750	43-2.69	22-1.38	13	28	14
Hargrave	16	10-35	.286	0-4	.000	7-14	.500	27-1.69	24-1.50	6	20	3
Ybarra	5	3-5	.600	2-4	.500	0-0	.000	8-1.60	8-0.53	0	1	0
Collins	7	1-5	.200	0-0	.000	0-2	.000	2-0.29	0-0.00	2	1	1
Roy	15	2-9	.222	0-2	.000	0-0	.000	4-0.27	8-0.53	4	16	6
Aucoin	2	0-2	.000	0-1	.000	0-0	.000	0-0.00	0-0.00	1	0	0
Braswell	2	0-1	.000	0-0	.000	0-0	.000	0-0.00	0-0.00	0	2	0

TOUGALOO COLLEGE
 500 West County Line Rd
 Tougaloo, MS 39174
 Fax #: 601-977-4497
 www.tougaloo.edu



Nickname: Bulldogs, Lady Bulldogs
Colors: Royal Blue & Scarlet Red
Enrollment: 1000

President: Dr. Beverly Hogan

Fieldhouse: George A & Ruth B. Owens Health & Wellness Center (Seats 2500)

Athletic Director

Dr. James C. Coleman

Phone: 601-977-7809

Email: jcoleman@tougaloo.edu

Asst. Athletic Dir. of Marketing

Lafayette Stribling

Phone: 601-977-6170

Email: ltribling@tougaloo.edu

Athletic Department Admin. Asst.

Eric Pilcher

Phone: 601-977-6161

Email: epilcher@tougaloo.edu

Coaching Staff:

Men's Basketball

Lafayette Stribling

Phone: 601-977-6170

Email: ltribling@tougaloo.edu

Assistant

Harvey Wardell

Phone: 601-977-6162

Email: hwardell@tougaloo.edu

Women's Basketball

Lee Payton

Phone: 601-977-4479

Email: lpayton@tougaloo.edu

Assistant

Dawn Brown

Phone: 601-977-6171

Email: dbrown@tougaloo.edu

Baseball

TBA

Phone: 601-977-6186

Assistant

D. M. Howie

Phone: 601-977-6161

Tougaloo College

Cross Country

Harvey Wardell (Men's)

Phone: 601-977-6162
Email: hwardell@tougaloo.edu

Lee Payton (Women's)

Phone: 601-977-6171
Email: lpayton@tougaloo.edu

Dawn Brown (Women's Assistant)

Phone: 601-977-6171
Email: dbrown@tougaloo.edu

Golf

Clarence Hogan

Phone: 601-291-9578

Tennis

Curtis Shaw

Phone: 601-977-7719
Email: cshaw@tougaloo.edu

Sports Information/Publicity

Eric Pilcher

Phone: 601-977-6161
Email: epilcher@tougaloo.edu

Assistant

Dawn Brown

Phone: 601-977-6171
Email: dbrown@tougaloo.edu

Athletic Event Coordinator

Dawn Brown

Phone: 601-977-6171
Email: dbrown@tougaloo.edu

Faculty Athletic Representative

Dr. Marilyn Houston-Coleman

Phone: 601-977-7745
Fax: 601-977-6165
Email: mhcoleman1999@yahoo.com

Registrar

Carolyn Evans

Phone: 601-977-7765
Email: cevans@tougaloo.edu

Tougaloo College Men's Basketball Statistics

Player	G	FG	Pct	3P	Pct	FT	Pct	PTS/AVG	REB/AVG	Ast	TO	STL
Harris	23	188-413	.455	47-126	.373	104-139	.748	527-22.91	137-5.96	28	59	45
Cable	25	182-376	.484	55-137	.401	68-97	.701	487-19.48	177-7.08	50	77	42
Hodges	25	112-282	.397	34-113	.301	89-126	.706	347-13.88	97-3.88	67	80	40
Calvert	25	91-166	.548	13-39	.333	23-35	.657	218-8.72	155-6.20	13	21	19
Johnson	16	30-62	.484	5-23	.217	12-24	.500	77-4.81	73-4.56	13	22	8
White	25	25-72	.347	7-24	.292	16-31	.516	73-2.92	63-2.52	6	22	6
Mitchell	23	23-63	.365	0-0	.000	3-10	.300	49-2.13	64-2.78	5	11	10

Tougaloo College Women's Basketball Statistics

Player	G	FG	Pct	3P	Pct	FT	Pct	PTS/AVG	REB/AVG	Ast	TO	STL
McElroy	25	203-373	.544	1-4	.250	89-152	.586	496-19.84	244-9.76	13	72	52
Johnson	25	84-272	.309	49-176	.278	24-32	.750	241-9.64	102-4.08	85	107	39
Walker	18	44-114	.386	10-32	.313	21-32	.656	119-6.61	48-2.67	18	32	18
Jackson	18	40-123	.325	7-33	.212	20-30	.667	107-5.94	71-3.94	42	51	31
Austin	25	47-133	.353	17-54	.315	19-22	.864	130-5.20	60-2.40	19	27	14
Price	16	36-82	.439	0-0	.000	10-17	.588	82-5.13	47-2.94	2	28	9
Washington	20	34-104	.327	9-45	.200	8-15	.533	85-4.25	39-1.95	30	68	12
Mitchell	24	17-45	.378	0-0	.000	14-18	.778	48-2.00	43-1.79	2	18	12
Coleman	21	9-26	.346	2-7	.286	11-17	.647	31-1.48	10-0.48	4	14	0
Taylor	24	9-28	.321	0-0	.000	10-12	.833	28-1.17	46-1.92	0	17	5



WILLIAM CAREY UNIVERSITY
 498 Tuscan Avenue
 Hattiesburg, MS 39401-5461
 Fax #: 601-318-6550
 www.wmcarey.edu

Nickname: Crusaders, Lady Saders
Colors: Red, White & Black
Enrollment: 2700
President: Dr. Tommy King

Gulfport

1856 Beach Drive
 Gulfport, MS 39507

New Orleans

3939 Gentilly Blvd.
 New Orleans, LA 70126

Athletic Director

Steve Knight

Phone: 601-318-6415
 Cell: 601-549-7626
 Home: 601-268-7039
 Fax: 601-318-6550
 Email: sknight@wmcarey.edu

Coaching Staff:

Men's Basketball

Steve Knight

Phone: 601-318-6415
 Cell: 601-549-7626
 Home: 601-268-7039
 Fax: 601-318-6550
 Email: sknight@wmcarey.edu

Assistant

Tracy English

Phone: 601-318-6111
 Cell: 601-467-5004
 Home: 601-261-2441
 Fax: 601-318-6550
 Email: tenglish@wmcarey.edu

William Carey University

Men's Basketball (cont'd)

Assistant

Scotty Fletcher

Phone: 601-318-6588
 Cell: 601-818-2729
 Home: Same as cell
 Email: sfletcher@wmcarey.edu

Women's Basketball

Tracy English

Phone: 601-318-6111
 Cell: 601-467-5004
 Home: 601-261-2441
 Fax: 601-318-6550
 Email: tenglish@wmcarey.edu

Assistant

D. J. Pulley

Phone: 601-318-6111
 Cell: 601-270-7592
 Fax: 601-318-6550

Baseball

Bobby Halford

Phone: 601-318-6110
 Cell: 601-620-8025
 Home: 601-264-1550
 Fax: 601-318-6550
 Email: bhalford@wmcarey.edu

Softball

Wendy Hogue

Phone: 601-318-6551
 Cell: 601-270-7358
 Home: 601-583-4111
 Fax: 601-318-6770
 Email: whogue@wmcarey.edu

Assistant

Craig Fletcher

Phone: 601-318-6551
 Email: cfletcher@wmcarey.edu

Soccer (Men's)

Nigel Boulton

Phone: 601-318-6401
 Cell: 601-955-5339
 Home: 601-261-3027
 Fax: 601-318-6770
 Email: nboulton@wmcarey.edu

William Carey University

Soccer (Women's)

Danny Owens

Phone: 601-318-6589
 Cell: 228-596-1064
 Fax: 601-318-6770
 Email: dowens@wmcarey.edu

Men's Golf

D. J. Pulley

Phone: 601-318-6111
 Cell: 601-270-7592
 Email: djpulley@wmcarey.edu

Sports Information/Publicity

D. J. Pulley

Phone: 601-318-6111
 Cell: 601-270-7592
 Fax: 601-318-6550
 Email: djpulley@wmcarey.edu

Faculty Athletic Representative

Dr. E. Milton Wheeler

Phone: 601-318-6165
 Home: 601-268-3126
 Fax: 601-318-6454
 Email: mwheeler@wmcarey.edu

Registrar

Gayle Knight

Phone: 601-318-6195
 Fax: 601-318-6196
 Email: gknight@wmcarey.edu

William Carey University Men's Basketball Statistics

Player	G	FG	Pct	3P	Pct	FT	Pct	PTS/AVG	REB/AVG	Asst	TO	STL
LaMonte	32	193-386	.500	44-122	.361	171-212	.807	601-18.78	152-4.75	80	142	45
Holder	32	137-296	.463	7-34	.206	100-145	.690	381-11.91	194-6.06	89	81	46
Cheairs	32	99-269	.368	49-145	.338	74-128	.578	321-10.03	140-4.38	49	59	44
Jarvis	32	122-209	.584	0-1	.000	70-122	.574	314-9.81	242-7.56	27	73	14
Middleton	32	119-228	.522	1-13	.077	54-97	.557	293-9.16	126-3.94	55	86	52
Eberle	30	48-101	.475	0-0	.000	28-48	.583	124-4.13	106-3.53	8	28	4
Combest	32	44-122	.391	23-85	.271	11-16	.688	122-3.81	57-1.78	30	32	23
Phelps	31	32-85	.376	6-21	.286	21-29	.724	91-2.94	27-.087	16	26	4
Chambers	28	31-52	.596	0-2	.000	9-18	.500	71-2.54	27-0.96	35	34	23
Williamson	4	1-6	.167	0-3	.000	2-6	.333	4-1.00	4-1.00	0	2	0
Kish	26	5-25	.200	5-23	.217	3-6	.500	18-0.69	8-0.31	7	14	1
Quinn	14	3-13	.231	1-8	.125	1-2	.500	8-0.57	7-0.50	2	3	4
Lewis	28	6-17	.353	0-0	.000	3-8	.375	15-0.54	9-0.32	5	11	6
Rigdon	11	2-6	.333	1-1	1.000	0-0	.000	5-0.46	6-0.55	0	3	0
Merrit	1	0-0	.000	0-0	.000	0-0	.000	0-0.00	0-0.00	0	0	0

William Carey University Women's Basketball Statistics

Player	G	FG	Pct	3P	Pct	FT	Pct	PTS/AVG	REB/AVG	Asst	TO	STL
Hartfield	26	159-384	.414	15-63	.238	89-134	.664	422-16.23	367-14.12	53	78	41
Kennedy	25	109-277	.394	29-87	.333	104-137	.759	351-14.04	130-5.20	107	116	80
Blackledge	26	135-270	.500	0-0	.000	44-67	.657	314-12.08	171-6.58	18	58	9
Jackson	26	82-188	.436	28-77	.364	82-101	.812	274-10.54	115-4.42	72	76	23
Stephens	26	72-188	.383	60-156	.385	26-32	.813	230-8.85	60-2.31	42	54	21
Young	26	42-117	.359	24-78	.308	16-26	.615	124-4.77	46-1.77	33	55	17
Bush	26	20-67	.299	18-55	.327	8-15	.533	66-2.54	36-1.39	11	19	4
Clark	1	1-2	.500	0-0	.000	0-0	.000	2-2.00	1-1.00	0	0	0
Gilmore	24	7-24	.292	4-13	.308	4-4	1.000	22-0.92	14-0.58	12	11	2
McInnis	6	0-2	.000	0-0	.000	2-2	1.000	2-0.33	1-0.17	0	0	0
Holden	7	1-2	.500	0-0	.000	0-2	.000	2-0.29	1-0.14	0	1	0
Alloi	3	0-0	.000	0-0	.000	0-0	.000	0.0.00	0-0.00	0	0	0



XAVIER UNIVERSITY OF LOUISIANA

1 Drexel Drive
New Orleans, LA 70125
Fax #: 504-520-7934
www.xula.edu

Nickname: Gold Rush, Gold Nuggets
Colors: Gold & White
Enrollment: 3900
President: Dr. Norman C. Francis
Fieldhouse: The Barn (Seats 1200)

Athletic Director

Dennis Cousin

Phone: 504-520-7330
Home: 985-643-8185
Email: dcousin1@xula.edu

Athletic Administrative Assistant

Alma Henderson

Phone: 504-520-7229
Email: ahenders@xula.edu

Coaching Staff:

Men's Basketball

Dannton Jackson

Phone: 504-520-5448
Home: 504-482-8483
Email: djackson@xula.edu

Women's Basketball

Robert Browder

Phone: 504-520-7333
Email: rbrowder@xula.edu

Assistant

Darrilyn Broussard

Phone: 504-520-7513
Home: 504-361-1444
Email: dbrouss1@xula.edu

Xavier University

**Cross Country and Track
(Men's and Women's)**

Joseph Moses

Phone: 504-520-5007
Email: jmoses@xula.edu

Tennis (Men's and Women's)

Alan Green

Phone: 504-520-5008
Email: amgreen@xula.edu

Sports Information/Publicity

Ed Cassiere

Phone: 504-520-5707
Fax: 504-520-7983
Email: ecassiere@xula.edu

Head Athletic Trainer

Melvin Wallis

Phone: 504-520-6702
Email: lbo2003@fycos.com

Recreational Sports Director

Silas Steele

Phone: 504-520-7334
Home: 504-812-9275
Email: ssteele@xula.edu

Faculty Athletic Representative

Sr. Grace Mary Flickinger

Phone: 504-520-7526
Home: 504-482-0917
Fax: 504-520-7918
Email: gflickin@xula.edu

Assistant

Dr. Michael Adams

Phone: 504-520-5300
Fax: 504-520-7928
Email: mradams@xula.edu

Registrar

Avis Stuard (Interim)

Phone: 504-520-7599
Email: astuard@xula.edu

Xavier Men's Basketball Statistics

Player	G	FG	Pct	3P	Pct	FT	Pct	PTS/AVG	REB/AVG	Ast	TO	STL
Stewart	32	124-331	.375	97-260	.373	90-112	.804	435-13.59	42-1.31	38	67	34
Lake	12	57-116	.491	2-2	1.000	37-69	.536	453-12.75	87-7.25	12	24	13
Williams	34	120-247	.486	52-114	.456	96-137	.701	388-11.41	238-7.00	56	81	31
Dumas	34	138-285	.484	27-62	.435	55-96	.573	358-10.53	102-3.00	155	98	81
Okoroha	34	119-196	.607	1-5	.200	90-141	.638	329-9.68	173-5.09	46	60	16
Olafioye	34	81-163	.497	23-70	.329	53-89	.596	238-7.00	64-1.88	22	31	20
Woods	30	74-135	.548	0-1	.000	40-64	.625	188-6.27	98-3.27	10	41	12
Andrew	21	20-47	.426	7-24	.292	16-22	.727	63-3.00	26-1.24	15	25	9
Kennedy	32	32-85	.376	0-1	.000	30-42	.714	94-2.94	110-3.44	14	25	7
Ruffin	33	27-69	.391	8-19	.421	29-41	.707	91-2.76	43-1.30	47	50	15
DeRousselle	24	19-49	.388	4-14	.286	19-24	.792	61-2.54	33-1.38	25	26	5
Harvey	11	6-15	.400	1-9	.111	4-4	1.000	17-1.55	10-0.91	3	5	6

Xavier Women's Basketball Statistics

Player	G	FG	Pct	3P	Pct	FT	Pct	PTS/AVG	REB/AVG	Ast	TO	STL
Cleaves	34	169-435	.389	82-242	.339	67-86	.779	487-14.32	156-4.59	71	71	112
Turnbull	31	148-276	.536	0-0	.000	79-140	.564	375-12.10	184-5.94	4	56	32
Norris	34	72-162	.444	1-7	.143	85-131	.649	230-6.77	164-4.82	56	64	43
Williams	19	51-105	.486	0-0	.000	23-44	.523	125-6.58	105-5.53	23	22	13
Wise	33	84-226	.372	13-61	.213	27-41	.659	208-6.30	129-3.91	64	75	21
Boyd	34	83-227	.366	20-70	.286	26-44	.591	212-6.24	90-2.65	69	53	56
Jones	34	62-201	.308	1-9	.111	47-66	.712	172-5.06	119-3.50	19	50	27
Thompson	34	40-139	.288	18-72	.250	38-49	.776	136-4.00	61-1.79	78	90	100
Whitmore	33	38-127	.299	14-56	.250	29-53	.547	119-3.61	63-1.91	41	78	42
Hawkins	29	30-74	.405	0-1	.000	23-31	.742	83-2.86	66-2.28	3	16	5
McGill	34	21-62	.339	8-31	.258	4-7	.571	54-1.59	40-1.18	37	21	21
Lee	20	10-37	.270	0-0	.000	1-6	.167	21-1.05	22-1.10	2	12	1

2007-2008 Men's Basketball Team Statistics GCAC Standings

FINAL REGULAR SEASON STANDINGS Men's Basketball

Team	Conference Games					Overall Record				
	W	L	PCT	PF	PA	W	L	PCT	PF	PA
LSUS	16	2	.889	87.1	76.2	31	3	.912	86.3	75.7
Mobile	15	3	.833	71.0	64.7	22	10	.688	74.0	66.2
Xavier	12	6	.667	68.2	64.4	24	10	.706	71.0	64.5
Tougaloo	11	7	.611	72.6	68.2	17	13	.567	76.0	73.3
Spring Hill	10	8	.556	71.4	70.8	19	12	.613	74.0	69.3
Loyola	9	9	.500	67.9	71.6	16	13	.552	69.8	69.8
William Carey	7	11	.389	70.8	72.2	17	15	.531	74.0	71.7
Belhaven	7	11	.389	77.1	81.8	16	16	.500	77.9	77.6
SUNO	2	16	.111	72.2	81.7	5	20	.200	71.8	80.5
Dillard	1	17	.056	68.6	75.2	6	20	.231	70.2	75.0

TEAM SCORING OFFENSE

SCHOOL	G	POINTS	AVG
LSUS	34	2937	86.38
Belhaven	32	2494	77.94
Spring Hill	31	2295	74.03
Mobile	32	2368	74.00
Wm. Carey	32	2368	74.00
SUNO	25	1794	71.76
Xavier	34	2415	71.03
Tougaloo	30	2114	70.47
Dillard	26	1823	70.12
Loyola	29	2024	69.79

TEAM SCORING DEFENSE

SCHOOL	G	POINTS	AVG
Xavier	34	2183	64.21
Mobile	32	2119	66.22
Spring Hill	31	2148	69.29
Loyola	29	2025	69.83
Wm. Carey	32	2289	71.53
Tougaloo	30	2199	73.30
LSUS	34	2519	74.09
Dillard	26	1947	74.89
Belhaven	32	2479	77.47
SUNO	25	2013	80.52

NOTE: Complete Men's Basketball stats can be found at <http://www.dakstats.com/websync>

2007-2008 Men's Basketball Individual Statistics GCAC Standings

TEAM SCORING MARGIN

SCHOOL	G	OWN POINTS	OPP POINTS	+/-
LSUS	34	86.38	74.09	12.29
Mobile	32	74.00	66.22	7.78
Xavier	34	71.03	64.21	6.82
Spring Hill	31	74.03	69.29	4.74
Wm. Carey 32	74.00	71.53	2.47	
Belhaven	32	77.94	77.47	0.47
Loyola	29	69.79	69.83	-0.03
Tougaloo	30	70.47	73.30	-2.83
Dillard	26	70.12	74.88	-4.77
SUNO	25	71.76	80.52	-8.76

TEAM REBOUND MARGIN

SCHOOL	G	OWN REB.	OPP REB.	+/-
LSUS	34	43.38	35.21	8.18
Wm. Carey	32	38.59	33.25	5.34
Belhaven	32	40.38	37.53	2.84
Xavier	34	33.35	31.00	2.35
Mobile	32	33.72	31.59	2.13
Spring Hill	31	34.77	33.77	1.00
Dillard	26	36.00	36.39	-0.39
Loyola	29	33.93	36.69	-2.76
Tougaloo	30	31.13	34.50	-3.37
SUNO	25	35.24	39.40	-4.16

TEAM FIELD GOAL PCT - OFFENSE

SCHOOL	G	FGM	FGA	PCT.
Mobile	32	881	1802	.489
Spring Hill	31	785	1654	.475
Loyola	29	694	1474	.471
Xavier	34	817	1738	.470
LSUS	34	1046	2252	.464
Wm. Carey	32	842	1815	.464
Belhaven	32	919	2050	.448
Tougaloo	30	767	1727	.444
Dillard	26	672	1538	.437
SUNO	25	654	1609	.406

TEAM FIELD GOAL PCT - DEFENSE

SCHOOL	G	FGM	FGA	PCT.
Spring Hill	31	751	1821	.412
Mobile	32	731	1747	.418
Loyola	29	744	1754	.424
Xavier	34	773	1819	.425
Wm. Carey	32	813	1894	.429
LSUS	34	886	2041	.434
Belhaven	32	844	1916	.441
Dillard	26	670	1467	.457
Tougaloo	30	800	1714	.467
SUNO	25	703	1419	.495

TEAM 3-PT FG PCT - OFFENSE

SCHOOL	G	3PM	3PA	PCT.
Spring Hill	31	293	660	.444
Xavier	34	222	581	.382
Loyola	29	166	440	.377
LSUS	34	238	667	.357
Tougaloo	30	195	586	.333
Mobile	32	163	489	.333
Belhaven	32	204	630	.324
Dillard	26	111	364	.305
Wm. Carey	32	137	458	.299
SUNO	25	140	480	.292

TEAM 3-PT FG PCT - DEFENSE


SCHOOL	G	3PM	3PA	PCT.
Spring Hill	31	226	716	.316
Xavier	34	211	632	.334
Loyola	29	165	491	.336
Belhaven	32	202	599	.337
LSUS	34	236	699	.338
Dillard	26	165	484	.341
Mobile	32	205	579	.354
Wm. Carey	32	235	654	.359
Tougaloo	30	212	556	.381
SUNO	25	114	299	.381

TEAM FREE THROW PCT

SCHOOL	G	FTM	FTA	PCT.
Spring Hill	31	432	604	.715
Mobile	32	443	637	.695
Tougaloo	30	385	567	.679
Belhaven	32	452	678	.667
Xavier	34	559	841	.665
Wm. Carey	32	547	837	.654
Loyola	29	470	721	.652
SUNO	25	346	538	.643
LSUS	34	607	952	.638
Dillard	26	368	592	.622

INDIVIDUAL SCORING LEADERS

Name	School	Year	G	FGM	3PM	FTM	Points	Pts/G
Harris, Keithdrick	Tougaloo	SR	23	188	47	104	527	22.91
Porter, Josh	LSUS	SR	34	265	106	107	743	21.85
Cable, Jeremy	Tougaloo	JR	25	182	55	68	487	19.48
Jones, Robert	Mobile		31	234	21	107	596	19.23
LaMonte, Kyle	Wm. Carey	SR	32	193	44	171	601	18.78
Perry, Dominic	SUNO		25	142	60	108	452	18.08
ZUMO, Luke	Loyola		29	159	85	119	522	18.00
Woolridge, Noah	Spring Hill	SR	31	182	103	90	557	17.97
Whiting, Corey	Belhaven	JR	32	189	10	98	486	15.19
Coleman, Marcus	Spring Hill	SO	31	165	115	25	470	15.16
Morris, Jamon	LSUS	SR	34	195	0	105	495	14.56
Fitzgerald, Walter	Mobile		32	177	34	67	455	14.22
Cash, Travis	LSUS	SR	33	171	13	111	466	14.12
Thomas, Kevin	SUNO		20	103	11	63	280	14.00
Hodges, Jermaine	Tougaloo	JR	25	112	34	89	347	13.88
Stewart, Mark	Xavier	SR	32	124	97	90	435	13.59
Taylor, Andre	Belhaven	JR	32	157	13	102	429	13.41
Bailey, Larell	Belhaven	JR	31	147	50	61	405	13.07
Price, Jeremy	Spring Hill	JR	31	116	34	125	391	12.61
Bennett, Sean	Loyola		29	113	52	86	364	12.55



INDIVIDUAL REBOUNDING LEADERS

Name	School	Yr.	G	Rebounds	Avg/G
Morris, Jamon	LSUS	SR	34	373	10.97
Whiting, Korey	Belhaven	JR	32	283	8.84
Jones, Robert	Mobile		31	253	8.16
Jarvis, Derek	Wm. Carey	SR	32	242	7.56
Cash, Travis	LSUS	SR	33	240	7.27
Cable, Jeremy	Tougaloo	JR	25	177	7.08
Williams, Alfred	Xavier	SR	34	238	7.00
Pellan, Steve	Mobile		32	221	6.91
Calvert, Derrick	Tougaloo	JR	25	155	6.20
Holder, Jeremy	Wm. Carey	SR	32	194	6.06

INDIVIDUAL FIELD GOAL PCT LEADERS

Name	School	Yr.	G	FGM	FGA	Pct.
Jones, Robert	Mobile		31	234	402	.582
Whiting, Korey	Belhaven	JR	32	189	371	.509
Morris, Jamon	LSUS	SR	34	195	388	.503
Fitzgerald, Walter	Mobile		32	177	352	.503
LaMonte, Kyle	Wm. Carey	SR	32	193	386	.500
Cable, Jeremy	Tougaloo	JR	25	182	376	.484
Porter, Josh	LSUS	SR	34	265	556	.477
Coleman, Marcus	Spring Hill	SO	31	165	348	.474
Woolridge, Noah	Spring Hill	SR	31	182	386	.472
Cash, Travis	LSUS	SR	33	171	367	.466

INDIVIDUAL 3-POINT FG PCT


Name	School	Yr.	G	3PM	3PA	Pct.
Coleman, Marcus	Spring Hill	SO	31	115	238	.483
Williams, Alfred	Xavier	SR	34	52	114	.456
Woolridge, Noah	Spring Hill	SR	31	103	226	.456
Zumo, Luke	Loyola		29	85	211	.403
Bailey, Larell	Belhaven	JR	31	50	124	.403
Cable, Jeremy	Tougaloo	JR	25	55	137	.401
Yeager, Marcus	Mobile		30	48	126	.381
Porter, Josh	LSUS	SR	34	106	281	.377
Stewart, Mark	Xavier	SR	32	97	260	.373
Harris, Keithdrick	Tougaloo	SR	23	47	126	.373

INDIVIDUAL FREE THROW PCT

Name	School	Yr.	G	FTM	FTA	Pct.
Woolridge, Noah	Spring Hill	SR	31	90	99	.909
LaMonte, Kyle	Wm. Carey	SR	32	171	212	.807
Stewart, Mark	Xavier	SR	32	90	112	.804
Price, Jeremy	Spring Hill	JR	31	125	156	.801
Manning, Autrail	Dillard		21	54	68	.794
Pellan, Steve	Mobile		32	86	109	.789
Bennett, Sean	Loyola		29	86	111	.775
Perry, Dominic	SUNO		25	108	142	.761
Jones, Robert	Mobile		31	107	142	.754
Zumo, Luke	Loyola		29	119	158	.753

INDIVIDUAL ASSIST LEADERS

Name	School	Yr.	G	Assists	Avg/G
Stevenson, Jared	LSUS	SO	34	169	4.97
Dumas, Shaun	Xavier	JR	34	155	4.56
McNutt, Michael	Belhaven	SO	32	125	3.91
Moreaux, Derrell	Mobile		32	122	3.81
Cash, Travis	LSUS	SR	33	117	3.55
Taylor, Andre	Belhaven	JR	32	110	3.44
Zieman, Hays	Spring Hill	SR	31	102	3.29
Beaulieu, Torry	Loyola		29	95	3.28
Fitzgerald, Walter	Mobile		32	98	3.06
Bennett, Sean	Loyola		29	82	2.83





GCAC Men's Basketball Season Records

Team Scoring, Seas. Avg., Off.	Wm. Carey, 1989-90, 94.7
Team Scoring, Seas. Avg., Def.	Spring Hill, 2001-02, 52.1
Team Scoring, Seas. Avg., Margin	Xavier, 2000-01, 19.00
Team FGM, Seas.	Sp. Hill, 1987-88, 1244
Team FG Pct., Seas.	Sp. Hill, 1987-88, .56 (1244/2221)
Team FTM, Seas.	Wm. Carey, 1988-89, 709
Team FT Pct., Seas.	W.C., 1982-83 .757 (433/572)
Team Reb., Seas. Avg., Off.	Wm. Carey, 1989-90, 48.9
Team Reb., Seas. Avg. Def.	Dillard, 1986-87, 41.5
.....	Wm. Carey, 1994-96, 41.5
Team Reb. Seas. Avg., Margin	Dillard, 2001-02, +12.61
Team Three Point FG, Total Seas.	Wm. Carey, 1994-95, 315
Team Three Point FG, Seas. Pct.	SUNO, 1987-88, .435 (85-195)
Most Wins, Team, Seas.	Mobile, 1993-94, 32
Individual Scoring, Seas., Total Pts	Gray, Wm. Carey, 1985-86, 773
Individual Scoring, Seas., Game Avg.	Jones, Dillard, 1988-89, 26.0
FG Shooting, Total Made, Seas.	Jones, Dillard, 1988-89, 297
FG Shooting, Seas., Pct.	Gullet, Xavier, 1981-82, 67 (118/174)
FT Shooting, Total Made, Seas.	Woody, Wm. Carey, 1984-85, 189
.....	Gray, Wm. Carey, 1985-86., 189
FT Shooting, Seas. Pct.	Ford, W. C., 1997-1998, .889 (144-162)
Individual Reb., Seas., Total	Lance Lonke, Dillard, 2001-02, 427
Individual Reb., Seas., Game Avg.	Lance Lonke, Dillard, 2001-02, 15.8
Assists. Total, Seas.	Nelson, Spring Hill, 1987-88, 279
Assists, Seas., Game Avg.	Nelson, Spring Hill, 1987-88. 6.9
Three Point FG, Seas. Total	Dexter Pugh, WC, 1996-97, 125
Three Point FG, Seas. Pct.	Clemons, Mobile, 1993-4, .537 (22-41)
Team Record, Best Pct.	Mobile, 1993-94, .941 (32-2)

GCAC Men's Basketball Game Records

Individual

Most Points Scored	48 - Chad Barnes, Loyola vs Wm. Carey, 1/18/2003
Most FGA	31 - Juan Mercier, Xavier vs Belhaven, 2/14/1987
Most FGM	17 - Eugene Johnson, Wm. Carey, 2/12/1982
.....	17 - Chad Barnes, Loyola vs Wm. Carey, 1/18/2003
Most FTA	23 - Angelo Taylor, Xavier vs Mobile, 2/16/2002
Most FTM	21 - Angelo Taylor, Xavier vs Mobile, 2/16/2002
Most 3 pt. FGA	17 - Barry Johnson, Dillard vs Tougaloo, 1/21/1989
Most 3 pt. FGM	11 - Chad Barnes, Loyola vs Wm. Carey, 1/18/2003
Most Rebounds	22 - Zac Cooper, Wm. Carey vs Sp. Hill, 2/12/1983
Most Assists	19 - Derrick Collins, Xavier vs Sp. Hill, 2/3/1986
Most Steals	8 - Leslie McClinton, Wm Carey vs Sp. Hill, 1/29/1990
.....	8 - Dennis Powell, UM vs Xavier, 1/21/1993
.....	8 - Shaun Dumas, Xavier vs Tougaloo, 2/5/2007
Most Blocked Shots	9 - John Laird, W.C. vs Tougaloo 2/2/1999

Team Single Game

Most Points Scored	132 - Wm. Carey vs SUNO, 2/23/1989
.....	132 - Belhaven vs SUNO, 2/16/1991
Fewest Points Scored	30 - Belhaven vs Spring Hill, 1/9/2003
Most FGA	94 - Wm. Carey vs Spring Hill, 2/27/1984
Most FGM	49 - Wm. Carey vs Xavier, 2/17/1990
Most FTA	56 - Spring Hill vs Dillard, 3/7/1997
Most FTM	41 - Spring Hill vs Dillard, 3/7/1997
Most 3 Pt. FGA	36 - Wm. Carey vs Tougaloo, 2/6/1995
Most 3 PT. FGM	21 - Loyola vs Wm. Carey, 1/18/2003
Most Rebounds	69 - Wm. Carey vs Xavier, 2/17/1990
Most Assists	38 - Wm. Carey vs SUNO, 2/23/1989
Most Pts, Losing Game	123 - SUNO vs Belhaven, 2/16/1991
Fewest Pts Winning Game	43 - Xavier vs SUNO, 2/7/2008
Most Pts, Both Teams	255 - Belhaven vs SUNO, 2/16/1991
Fewest Pts, Both Teams	80 - Spring Hill vs Belhaven, 1/9/2003
Highest Field Goal %	75.9 - Xavier vs Tougaloo, 2/5/2007
Lowest Field Goal %	24.5 - Belhaven vs Spring Hill, 1/9/ 2003
Highest FG % Both Teams	64.0 - Wm. Carey vs Tougaloo, 3/3/1995
Lowest FG % Both Teams	31.1 - Xavier vs Tougaloo, 1/12/2008





2007-2008 GCAC Men's Basketball All-Conference Team

<u>Name</u>	<u>School</u>
Jeremy Cable	Tougaloo
Travis Cash	LSUS
Marcus Coleman	Spring Hill
Shaun Dumas	Xavier
Walter Fitzgerald	Mobile
Keithdrick Harris	Tougaloo
Robert Jones	Mobile
Kyle LaMonte	William Carey
Jamon Morris	LSUS
Josh Porter	LSUS
Mark Stewart	Xavier
Korey Whiting	Belhaven
Alfred Williams	Xavier
Noah Woolridge	Spring Hill
Luke Zumo	Loyola

Player of the Year: Josh Porter – LSUS

Newcomer of the Year: Jeremy Cable – Tougaloo

Freshman of the Year: Donte Walker – Mobile

Coach of the Year: Chad McDowell – LSUS



2007-2008 GCAC Women's Basketball All-Conference Team

<u>Name</u>	<u>School</u>
Angela Bounds	Mobile
Jarryn Cleaves	Xavier
Keisha Forbes	Spring Hill
Danielle Goodly	Mobile
Fallon Hartfield	William Carey
Shontae Kennedy	William Carey
Disha Leonard	SUNO
Edie Leonards	LSUS
Erica McElroy	Tougaloo
Sherri McIntosh	Mobile
Sandra Nweke	Dillard
Kiely Schork	Loyola
Trenell Smith	Loyola
Trenese Smith	Loyola
Erica Turnbull	Xavier

Player of the Year: Trenese Smith – Loyola

Newcomer of the Year: Shontae Kennedy – William Carey

Freshman of the Year: Crystal Hutchinson – Mobile

Coach of the Year: Dobe Plaisance – Loyola

2007-2008 Women's Basketball Team Statistics GCAC Standings

FINAL REGULAR SEASON STANDINGS Women's Basketball

Team	Conference Games					Overall Record				
	W	L	PCT	PF	PA	W	L	PCT	PF	PA
Loyola	17	1	.944	79.3	62.1	28	7	.800	75.0	63.3
Xavier	14	4	.778	65.1	56.1	27	7	.794	65.4	56.1
Mobile	13	5	.722	74.6	66.9	18	14	.563	71.7	67.6
Wm. Carey	10	8	.556	69.6	70.8	15	11	.577	69.6	69.2
Belhaven	9	9	.500	65.3	66.1	14	15	.483	67.6	67.8
LSUS	9	9	.500	63.1	60.3	13	15	.464	63.2	61.6
Spring Hill	6	12	.333	66.3	73.2	7	22	.241	65.3	74.6
Dillard	5	13	.278	58.2	67.9	11	20	.355	62.6	64.4
Tougaloo	5	13	.278	63.1	67.7	8	22	.267	62.2	69.4
SUNO	2	16	.111	53.6	67.2	7	21	.250	56.6	64.8

TEAM SCORING OFFENSE

SCHOOL	G	POINTS	AVG
Loyola	35	2626	75.03
Mobile	32	2292	71.63
Wm. Carey	26	1809	69.58
Belhaven	29	1937	66.79
Xavier	34	2222	65.35
Spring Hill	29	1893	65.28
LSUS	28	1798	64.21
Dillard	31	1941	62.61
SUNO	28	1587	56.68
Tougaloo	30	1673	55.77

TEAM SCORING DEFENSE

SCHOOL	G	POINTS	AVG
Xavier	34	1898	55.82
LSUS	28	1762	62.93
Loyola	35	2215	63.29
Dillard	31	1989	64.16
SUNO	28	1798	64.21
Mobile	32	2064	64.50
Belhaven	29	1966	67.79
Wm. Carey	26	1787	68.73
Tougaloo	30	2081	69.37
Spring Hill	29	2152	74.21

NOTE: Complete Women's Basketball stats can be found at <http://www.dakstats.com/websync>

TEAM SCORING MARGIN

SCHOOL	G	POINTS	OWN POINTS	OPP POINTS	+/-
Loyola	35	75.03	63.29	11.74	
Xavier	34	65.35	55.82	9.53	
Mobile	32	71.63	64.50	7.13	
LSUS	28	64.21	62.93	1.29	
Wm. Carey	26	69.58	68.73	0.85	
Belhaven	29	66.79	67.79	-1.00	
Dillard	31	62.61	64.16	-1.55	
SUNO	28	56.68	64.22	-7.54	
Spring Hill	29	65.28	74.21	-8.93	
Tougaloo	30	55.77	69.37	-13.60	

TEAM REBOUNDING MARGIN

SCHOOL	G	OWN REB.	OPP REB.	+/-
Mobile	32	38.56	33.88	4.69
Wm. Carey	26	40.50	38.00	2.50
Xavier	34	38.88	36.56	2.32
LSUS	28	37.93	36.32	1.61
Dillard	31	41.52	40.32	1.19
Loyola	35	38.91	38.71	0.20
SUNO	28	36.11	40.04	-3.93
Spring Hill	29	36.79	40.83	-4.03
Tougaloo	30	30.60	34.97	-4.37
Belhaven	29	35.93	40.48	-4.55

TEAM FIELD GOAL PCT OFFENSE

SCHOOL	G	FGM	FGA	PCT.
Mobile	32	872	1913	.456
Loyola	35	924	2166	.427
Wm. Carey	26	628	1521	.413
Spring Hill	29	689	1675	.411
LSUS	28	668	1637	.408
Tougaloo	30	643	1617	.398
Xavier	34	808	2071	.390
Dillard	31	751	1943	.387
Belhaven	29	704	1830	.385
SUNO	28	584	1592	.367

TEAM FIELD GOAL PCT DEFENSE

SCHOOL	G	FGM	FGA	PCT.
Xavier	34	656	1760	.373
Dillard	31	755	1941	.389
Mobile	32	754	1913	.394
LSUS	28	645	1594	.405
Loyola	35	885	2180	.406
SUNO	28	699	1719	.407
Wm. Carey	26	680	1651	.412
Spring Hill	29	804	1916	.420
Tougaloo	30	761	1751	.435
Belhaven	29	706	1556	.454

TEAM 3-PT FG PCT OFFENSE

SCHOOL	G	3PM	3PA	PCT.
Wm. Carey	26	178	529	.336
Loyola	35	297	915	.325
Spring Hill	29	156	495	.315
LSUS	28	126	424	.297
Belhaven	29	109	368	.296
SUNO	28	86	292	.295
Xavier	34	157	549	.286
Mobile	32	74	271	.273
Tougaloo	30	112	417	.269
Dillard	31	91	350	.260

TEAM 3-PT FG PCT DEFENSE

SCHOOL	G	3PM	3PA	PCT.
Loyola	35	150	548	.274
Belhaven	29	98	347	.282
SUNO	28	106	364	.291
Wm. Carey	26	144	483	.298
Xavier	34	143	480	.298
Dillard	31	166	556	.299
Spring Hill	29	187	594	.315
Mobile	32	177	562	.315
LSUS	28	129	402	.321
Tougaloo	30	131	407	.322

TEAM FREE THROW PCT


SCHOOL	G	FTM	FTA	PCT.
Wm. Carey	26	375	520	.721
Loyola	35	481	701	.686
Mobile	32	474	691	.686
LSUS	28	336	499	.673
Xavier	34	449	698	.643
Tougaloo	30	275	430	.640
Spring Hill	29	359	573	.627
Belhaven	29	420	670	.627
Dillard	31	348	567	.614
SUNO	28	333	558	.597



2007-2008 Women's Basketball Individual Statistics GCAC Standings

INDIVIDUAL SCORING LEADERS

Name	School	Year	G	FGM	3PM	FTM	Points	Pts/G
McElroy, Erica	Tougaloo	SR	25	203	1	89	496	19.84
Smith, Trenese	Loyola		35	228	65	169	690	19.71
Smith, Trenell	Loyola		35	214	53	163	644	18.40
Hartfield, Fallon	Wm. Carey	SO	26	159	15	89	422	16.23
Leonard, Disha	SUNO		28	154	13	120	441	15.75
Nweke, Sandra	Dillard		31	199	0	79	477	15.39
Forbes, Keisha	Spring Hill	JR	29	181	1	62	425	14.66
Cleaves, Jarryn	Xavier	SR	34	169	82	67	487	14.32
Kennedy, Shonte	Wm. Carey		25	109	29	104	351	14.04
Leonards, Edie	LSUS	SR	28	159	6	69	393	14.04
Hollis, Sharidan	Spring Hill	JR	29	135	65	69	404	13.93
McIntosh, Sherri	Mobile		32	177	0	82	436	13.63
Goodly, Danielle	Mobile		32	156	28	75	415	12.97
Hutchinson, Crystal	Mobile		30	158	0	59	375	12.50
Williams, Jira	Belhaven	SO	22	99	12	59	269	12.23
Turnbull, Erica	Xavier	SR	31	148	0	79	375	12.10
Blackledge, Kristin	Wm. Carey	JR	26	135	0	44	314	12.08
Stringer, Jaelyn	Belhaven	JR	28	134	7	59	334	11.93
Belton, Rashonda	Spring Hill	JR	29	103	41	96	343	11.83
Kirkwood, Samantha	Belhaven	SR	28	138	0	54	330	11.79



INDIVIDUAL REBOUNDING LEADERS

Name	School	Yr.	G	Rebounds	Avg.
Hartfield, Fallon	Wm. Carey	SO	26	367	14.12
Leonard, Disha	SUNO		28	322	11.50
Newke, Sandra	Dillard		31	326	10.52
McElroy, Erica	Tougaloo	SR	25	244	9.76
McIntosh, Sherri	Mobile		32	295	9.22
Mainguy, Christine	Loyola		35	310	8.86
Forbes, Keisha	Spring Hill	JR	29	204	7.03
Edwards, Tiffany	SUNO		28	195	6.96
Hutchinson, Crystal	Mobile		30	206	6.87
Smith, Trenese	Loyola		35	233	6.66

INDIVIDUAL FIELD GOAL PCT LEADERS

Name	School	Yr.	G	FGM	FGA	Pct.
Hutchinson, Crystal	Mobile		30	158	285	.554
McElroy, Erica	Tougaloo	SR	25	203	373	.544
Nweke, Sandra	Dillard		31	199	367	.542
McIntosh, Sherri	Mobile		32	177	336	.527
Smith, Trenell	Loyola		35	214	410	.522
Blackledge, Kristin	Wm. Carey	JR	26	135	270	.500
Forbes, Keisha	Spring Hill	JR	29	181	368	.492
Leonards, Edie	LSUS	SR	28	159	357	.445
Smith, Trenese	Loyola		35	228	526	.433
Hartfield, Fallon	Wm. Carey	SO	26	159	384	.414

INDIVIDUAL 3-PT FG PCT

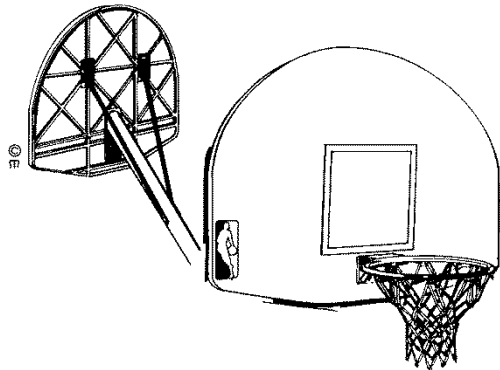
Name	School	Yr.	G	3PM	3PA	Pct.
Smith, Trenell	Loyola		35	53	127	.417
Stephens, Britta	Wm. Carey	JR	26	60	156	.385
Hollins, Whitney	LSUS	FR	28	54	153	.353
Hollis, Sharidan	Spring Hill	JR	29	65	187	.348
Smith, Trenese	Loyola		35	65	192	.339
Cleaves, Jarryn	Xavier	SR	34	82	242	.339
Schork, Kiely	Loyola		35	98	321	.305
Johnson, Amber	Tougaloo	SO	25	49	176	.278

INDIVIDUAL FREE THROW PCT

Name	School	Yr.	G	FTM	FTA	Pct.
Jackson, Taphne	Wm. Carey	SR	26	82	101	.812
Bounds, Agnela	Mobile		32	133	166	.801
Smith, Trenell	Loyola		35	163	209	.780
Belton, Rashonda	Spring Hill	JR	29	96	125	.768
Kennedy, Shonte	Wm. Carey		25	104	137	.759
Robinson, Lurena	Belhaven	SR	27	77	108	.713
Smith, Trenese	Loyola		35	169	239	.707
Hartfield, Fallon	Wm. Carey	SO	26	89	134	.664
Williams, Jira	Belhaven	SO	22	59	89	.663
Norris, Tiffany	Xavier	SR	34	85	131	.649

INDIVIDUAL ASSIST LEADERS

Name	School	Yr.	G	Assists	Avg.
Wilkerson, Teokea	LSUS	SR	28	133	4.75
Smith, Trenell	Loyola		35	166	4.74
Kennedy, Shonte	Wm. Carey		25	107	4.28
Goodly, Danielle	Mobile		32	131	4.09
Schork, Kiely	Loyola		35	137	3.91
Johnson, Amber	Tougaloo	SO	25	85	3.40
Bounds, Angela	Mobile		32	97	3.03
Jackson, Taphne	Wm. Carey	SR	26	72	2.77
Leonard, Edie	LSUS	SR	28	75	2.68
Lewis, Meaquell	Dillard	JR	31	80	2.58



GCAC Women's Basketball Season Records

Team Scoring, Avg. Off.	SUNO, 1999-2000, 92.8
Team Scoring, Seas. Avg. Def.	Xavier, 2001-02, 53.1
Team Scoring, Seas. Avg. Margin	SUNO, 1999-2000, +25.12
Team FGM, Seas.	La. College, 1985-86, 1181
Team FG Pct., Seas.	Wm. Carey, 1986-87 .527 (895-1697)
Team FTM, Seas.	Mobile, 2001-2002, 580
Team FT Pct., Seas.	La. College, 1988-89, .762 (502/659)
Team Reb., Seas. Avg., Off.	Dillard, 1983-84, 45.4
Team Reb., Seas. Avg. Def.	Belhaven, 1982-83, 50.0
Team Reb., Seas. Avg. Margin	Dillard, 1983-84, +14.5
Team Three Point FG, Total Seas.	Xavier, 2003-04, 167
Team Three Point FG, Seas. Pct.	Belhaven, 1988-89, .449
Most Wins, Team, Seas.	La. College, 1985-86, 31
Individual Scoring, Seas., Total Points	Jones, TA., Wm. Carey, 1992-93, 923
Individual Scoring, Seas., Game Avg.	McCullon, Wm. Carey, 1986-87, 32.1
FG Shooting, Total Made, Seas.	Jones, Ta. Wm. Carey, 1992-93, 373
FG Shooting, Seas. Pct.	Beasley, W.C., 1982-83, .642 (217/338)
FT Shooting, Total Made, Seas.	Smith, Loyola, 2006-07, 220
FT Shooting, Seas. Pct.	Stuardi, Spring Hill, 1999-2000, .839 (120-143)
Individual Reb., Seas., Game Avg.	Franklin, Dillard, 1984-85, 17.2
Assists, Total, Seas.	Joseph, La. College, 1985-86, 283
Assists, Seas., Game Avg.	Young, Wm. Carey, 1986-87, 10.1
Three Point FG, Seas., Total	Cleaves, Xavier, 2006-07, 88
Three Point FG, Seas. Pct.	Barnes, Belhaven, 1988-89, .562 (54-56)
Team Record, Best Pct.	La. College, 1985-86, .912 (31-3)

GCAC Women's Game Records

Individual

Most Points Scored	50 - Demetria Lang, Xavier vs SUNO, 2/10/1987
Most Field Goals Attempted	30 - Demetria Lang, Xavier vs SUNO, 2/10/1987
Most Field Goals Made	22 - Demetria Lang, Xavier vs SUNO, 2/10/1987
Most Free Throws Attempted	20 - Tommie Beasley, W.C. vs Dillard, 2/13/1984
Most Free Throws Made	16 - Debbie Watts, LA Col. vs Mobile Col., 1/28/1989
Most Three Point FG Attempted .	22 - Kiely Schork, Loyola vs LSUS, 2/19/2005
Most Three Point FG Made	10 - Staci Agee, Wm. Carey vs Mobile 2/21/1994
.....	10 - Trenese Smith, Loyola vs Dillard 1/17/2008
Most Rebounds	23 - Crystal Coston, Mobile vs Xavier, 2/13/2003
.....	23 - Fallon Hartfield, Wm. Carey vs SUNO, 1/31/2008
.....	23 - Fallon Hartfield, Wm. Carey vs Dillard, 2/21/2008
Most Assists	18 - Angel Young, Wm. Carey vs Tougaloo, 2/8/1993
Most Steals	12 - Wanda McDonald, Belhaven vs SUNO
Most Blocked Shots	9 - Colette Bartee, William Carey vs Belhaven, 2/24/2005

Team Single Game

Most Points Scored	123 - SUNO vs Talladega, 12/16/1999
Fewest Points Scored	25 - Tougaloo vs Mobile, 1/18/2003
Most Field Goals Attempted	101 - Xavier vs Tougaloo, 2/1/1993
Most Field Goals Made	50 - Wm. Carey vs Tougaloo, 2/8/1993
Most Free Throws Made	36 - Wm. Carey vs Mobile, 1/9/2003
Most Three Point FG Attempted .	31 - Wm. Carey vs Mobile, 1/9/2003
.....	31 - Xavier vs Spring Hill, 2/21/2008
Most Three Point FG Made	12 - Wm. Carey vs Mobile, 1/9/2003
Most Rebounds	74 - Xavier vs Tougaloo, 2/1/1993
Most Assists	39 - Wm. Carey vs Tougaloo, 2/8/1993
Most Points, Losing Game	98 - LA College vs SUNO, 2/13/1989
Fewest Points, Winning Game	44 - Dillard vs Belhaven, 1/25/2003
Most Points, Both Teams	206 - SUNO vs LA College, 2/13/1989
Fewest Points, Both Teams	79 - Dillard vs Belhaven, 1/25/2003
Highest Field Goal %	75.0 - Wm. Carey vs Dillard, 2/7/1987
Lowest Field Goal %	16% - Tougaloo vs Mobile, 1/18/2003
Highest FG % Both Teams	60.0 - Wm. Carey vs Dillard, 2/7/1987
Lowest FG % Both Teams	26.2 - Xavier vs Spring Hill, 1/11/2007 (27-103)



2009 GCAC Basketball Schedule

January 8

Xavier @ LSUS
SUNO @ Mobile
Belhaven @ Spring Hill
W Carey @ Tougaloo
Loyola @ Dillard

January 10

Spring Hill @ LSUS
Xavier @ Belhaven
Loyola @ W Carey
Dillard @ Mobile
Tougaloo @ SUNO

January 15

Belhaven @ Mobile
SUNO @ Dillard
LSUS @ W Carey
Tougaloo @ Xavier
Spring Hill @ Loyola

January 17

Belhaven @ LSUS
Dillard @ Spring Hill
Loyola @ Tougaloo
Xavier @ SUNO
Mobile @ W Carey

January 22

LSUS @ Tougaloo
W Carey @ Xavier
Dillard @ Belhaven
Spring Hill @ SUNO
Mobile @ Loyola

January 24

LSUS @ SUNO
Dillard @ Xavier
Belhaven @ Loyola
W Carey @ Spring Hill
Tougaloo @ Mobile

January 26

SUNO @ Belhaven
LSUS @ Loyola
Spring Hill @ Tougaloo
Mobile @ Xavier
W Carey @ Dillard

January 29

Loyola @ Xavier
SUNO @ W Carey
Mobile @ Spring Hill
Dillard @ LSUS
Tougaloo @ Belhaven

January 31

Mobile @ LSUS
Xavier @ Spring Hill
Belhaven @ W Carey
Loyola @ SUNO
Tougaloo @ Dillard

February 4

Xavier @ Loyola

February 5

Tougaloo @ LSUS
Spring Hill @ Belhaven
Dillard @ SUNO
W Carey @ Mobile

February 7

Spring Hill @ W Carey
SUNO @ Tougaloo
Loyola @ Mobile
Belhaven @ Dillard
LSUS @ Xavier

February 9

Loyola @ Spring Hill
Mobile @ SUNO
LSUS @ Dillard
Belhaven @ Xavier
Tougaloo @ W Carey

February 12

Loyola @ LSUS
W Carey @ Belhaven
SUNO @ Spring Hill
Xavier @ Tougaloo
Mobile @ Dillard

February 14

W Carey @ LSUS
SUNO @ Xavier
Tougaloo @ Loyola
Mobile @ Belhaven
Spring Hill @ Dillard

February 19

LSUS @ Mobile
Tougaloo @ Spring Hill
Xavier @ W Carey
Belhaven @ SUNO
Dillard @ Loyola

February 21

Loyola @ Belhaven
Dillard @ Tougaloo
W. Carey @ SUNO
Xavier @ Mobile
LSUS @ Spring Hill

February 26

Spring Hill @ Xavier
Dillard @ W Carey
SUNO @ Loyola
Mobile @ Tougaloo
LSUS @ Belhaven

February 28

Xavier @ Dillard
Spring Hill @ Mobile
Belhaven @ Tougaloo
SUNO @ LSUS
W Carey @ Loyola



2008 GCAC Baseball Standings

	Conference						Overall					
	W	L	T	PCT	PF	PA	W	L	T	PCT	PF	PA
Mobile	30	5	0	.857	8.7	4.1	42	14	0	.750	8.3	4.8
Belhaven	23	10	0	.697	7.0	4.5	41	15	0	.732	7.4	4.2
Wm. Carey	22	14	0	.611	9.0	5.1	35	23	0	.603	7.9	5.4
LSUS	18	10	8	.500	8.5	4.4	33	13	12	.569	9.5	5.0
Loyola	11	18	5	.324	5.8	6.9	19	27	5	.373	6.4	7.0
Spring Hill	11	25	0	.306	4.8	5.6	19	37	0	.339	4.9	6.2
Tougaloo	0	33	3	.000	1.6	14.4	5	37	4	.109	3.2	13.5

2008 Baseball Team Statistics

Team Batting	G	Avg	AB	R	H	2B	3B	HR	SB
Mobile	56	.343	1911	467	655	128	19	65	76
LSUS	58	.327	1837	555	601	137	21	58	158
Belhaven	56	.311	1808	415	562	110	34	40	136
Wm. Carey	58	.307	1898	462	582	103	13	36	95
Loyola	51	.294	1576	325	464	86	9	29	80
Spring Hill	56	.271	1660	274	450	78	5	15	60
Tougaloo	46	.241	1164	149	281	41	11	9	66

Team Pitching	G	FRA	IP	H	R	ER	BB	SO
Belhaven	56	3.71	461.0	455	237	190	136	352
Mobile	56	4.02	443.0	471	266	198	151	283
Wm. Carey	58	4.51	461.1	456	313	231	221	397
LSUS	58	4.85	454.2	472	289	245	183	317
Spring Hill	56	6.11	414.0	529	345	281	216	297
Loyola	51	6.91	383.0	510	363	294	178	289
Tougaloo	46	15.46	284.2	551	603	489	257	135

NOTE: Complete Baseball stats can be found at <http://www.dakstats.com/websync>

2008 Baseball Individual Statistics

INDIVIDUAL BATTING - Min 75% of Games Played and 2.5 TPA/G

Player	Team	Runs	G	AB	H	2B	3B	HR	RBI	AVG
Ledet	LSUS	49	135	59	16			6	46	.437
Borges	Loyola	51	172	74	17			13	67	.430
Mason	Loyola	49	163	68		3		4	44	.417
Brouillette	LSUS	55	179	74	17	2		6	49	.413
Baria	Mobile	54	219	90	14	3		6	44	.411
Orso	Mobile	54	191	77	20			12	62	.403
Lewis	Wm. Carey	55	196	78						.398
Curry	Mobile	54	217	85	19	8				.392
Walker	Tougaloo	40	124	48		2				.387
Shamsabady	LSUS	54	182	70	17	2			42	.385
Ott	Belhaven	55	190	73	16	12			47	.384
Bennett	Belhaven	51	182	69	19	2		7		.379
Alexander	Wm. Carey	57	211	79	15			8	49	.374
Rolon	Wm. Carey	52	158	57		2				.361
Stebbing	LSUS	55	150	54		4			50	.360
Hudson	Belhaven	53	173	61	12			4		.353
Romero	Mobile	54	193	68	13	2	10	53		.352
Stork	Mobile	53	180	63	17					.350
Solomon	Mobile	56	189	66	12			5	45	.349
King	Belhaven	55	180	61		5				.339



INDIVIDUAL PITCHING - Min. 1.0 IP/Team game

Player	Team	G	IP	H	R	ER	BB	K	ERA
Galloway	Belhaven	16	68.2	75	29	22	11	42	2.88
Bracewell	Mobile	15	91.0	101	50	30	9	68	2.97
Brewer	Wm. Carey	15	94.1	68	50	32	24	77	3.05
Luker	Mobile	15	90.1	79	36	31	37	64	3.09
Lott	LSUS	10	59.0	61	27	23	15	42	3.51
Legnon	Belhaven	16	97.2	95	49	39	17	92	3.59
Hernandez	LSUS	16	93.0	93	45	38	24	71	3.68
Buescher	Belhaven	14	62.1	50	31	26	27	36	3.75
Hartfield	Belhaven	15	58.2	63	31	26	17		3.99
Hasley	Spring Hill	16	66.2	67	37	30		53	4.05
Carter	Wm. Carey	20	64.2	72	48	30	29	72	4.18
Clapper	Spring Hill	15	83.2	91	43	40	33	72	4.30
Powell	Mobile	15	78.1	95	46	38	26	47	4.37
Leon	LSUS	13	59.0	58	36	30	19	47	4.58
Diecidue	Belhaven	18	57.0	66	38	33	18	41	5.21
Laiche	Loyola	18	86.2	105	71	57	41	68	5.92
Ennis	LSUS	17	62.2	85	49	44	20	40	6.32
Chadick	Spring Hill	14	62.2	85	60	49	28	42	7.04
Benach	Loyola	16	68.0	90	66	55	30	54	7.28
Colley	Loyola	16	51.2	74	58	47	29	40	8.19



Belhaven College Baseball Statistics

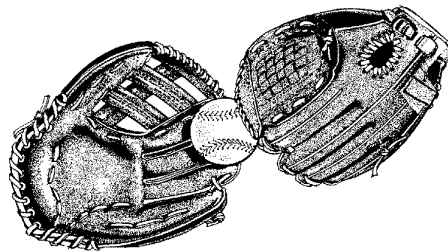
Player	Avg	G	AB	R	H	2B	3B	HR	RBI	BB
Anderson	.281	55	192	49	54	10	2	2	28	29
Bennett, J.	.667	9	6	3	4	2	1	0	6	0
Bennett, B.	.379	51	182	46	69	19	2	7	46	24
Black	.200	15	15	6	3	1	0	0	1	2
Edwards	.304	56	207	48	63	14	3	6	51	20
Eiland	.274	34	106	15	29	4	3	1	19	17
Fagan	.256	41	78	9	20	1	0	0	16	8
Hartfield	.372	28	43	11	16	1	1	1	10	2
Howard	.258	47	31	23	8	3	1	0	4	1
Hudson	.353	53	173	37	61	12	1	4	37	14
King	.339	55	180	54	61	8	5	1	17	40
McCormick	.261	48	142	16	37	10	0	8	34	27
O'Brien	.000	4	1	2	0	0	0	0	0	1
Odum	.143	14	7	3	1	0	0	0	0	0
Ott	.384	55	190	44	73	16	12	2	47	11
Robinson	.256	32	78	9	20	3	0	3	19	2
Scalzo	.239	47	142	32	34	6	2	5	29	26
Schane	.000	4	4	0	0	0	0	0	0	0
Vance	.267	41	15	6	4	0	0	0	5	5
Woods	.313	14	16	2	5	0	1	0	5	1

Player	G	ERA	W-L	S	IP
Bennett	1	0.00	0-0	0	1.0
Buescher	14	3.75	5-1	0	62.1
Diecidue	18	5.21	7-2	0	57.0
Faulkenberry	2	6.75	0-1	0	6.2
Galloway	16	2.88	8-2	0	68.2
Hartfield	15	3.99	6-3	0	58.2
Kuehn	10	2.40	1-0	0	15.0
Legnon	16	3.59	9-5	0	97.2
Medley	24	1.78	1-0	10	25.1
Patterson	19	5.26	1-1	2	37.2
Rodgers	14	2.37	2-0	0	19.0
Steverson	4	0.00	1-0	0	6.0
Young	6	4.50	0-0	0	6.0

LSUS Baseball Statistics

Player	Avg	G	AB	R	H	2B	3B	HR	RBI	BB
Barnes	.312	50	157	35	49	11	1	13	58	27
Blubaugh	.341	30	91	28	31	3	2	0	25	20
Bradley	.317	40	82	24	26	6	1	2	24	16
Bravata	.305	46	82	36	25	8	1	0	17	21
Brouillette	.413	55	179	40	74	17	2	6	49	42
Garidel	.312	57	186	48	58	9	1	7	42	36
Ledet	.437	49	135	45	59	16	1	6	46	18
Moseley	.224	40	58	26	13	5	0	2	15	12
Pharr	.257	46	101	23	26	6	0	0	18	16
Porche	.138	20	29	4	4	0	0	0	3	7
Sanders	.192	28	73	23	14	4	1	2	20	12
Shamsabady	.385	54	182	52	70	17	2	2	42	29
Stebbing	.360	55	150	32	54	10	4	2	50	39
Todd	.288	52	177	49	51	13	3	7	40	14
Watkins	.293	41	41	43	12	2	0	2	6	5
Wentz	.316	35	57	27	18	4	2	3	9	8
Whitney	.298	35	57	20	17	6	0	4	19	8

Player	G	ERA	W-L	S	IP
Dees	13	4.73	2-0	0	26.2
Ennis	17	6.32	6-3	2	62.2
Hernandez	16	3.68	10-1	0	93.0
Laffitte	7	5.63	0-0	0	8.0
Lehman	6	20.25	0-1	0	6.2
Leon	13	4.58	5-1	1	59.0
Lott	10	3.51	5-2	0	59.0
Pharr	1	0.00	0-0	0	1.1
Pinkston	18	6.85	5-2	1	44.2
Ray	12	5.00	3-1	1	27.0
Spratley	19	2.81	7-1	1	48.0
Steadman	11	5.79	1-2	0	18.2



Loyola University Baseball Statistics

Player	Avg	G	AB	R	H	2B	3B	HR	RBI	BB
Atiyeh	.278	39	115	21	32	7	1	0	19	16
Borges	.430	51	172	44	74	17	1	13	67	29
Callahan	.254	29	67	10	17	2	0	0	5	8
Carroll	.270	51	174	26	47	9	1	0	27	24
Dodge	.240	29	25	20	6	0	0	1	2	5
Domengeaux	.225	51	142	23	32	3	0	1	14	15
Fontenot	.311	51	177	59	55	8	2	2	15	31
Hubbell	.286	45	154	29	44	8	1	3	31	20
Kelly	.285	50	158	26	45	9	0	3	27	17
Mahoney	.143	30	70	8	10	3	0	0	6	7
Manco	.059	10	17	2	1	0	0	0	1	1
Mason	.417	49	163	48	68	10	3	4	44	30
Wendt	.232	45	142	7	33	10	0	2	20	8

Player	G	ERA	W-L	S	IP
Benach	16	7.28	4-7	0	68.0
Colley	16	8.19	4-4	0	51.2
Domengeaux	13	6.80	2-5	1	46.1
Fontenot	19	4.96	1-2	3	32.2
Gibbs	16	13.10	0-4	0	22.2
Kelly	11	5.11	3-1	1	37.0
Laiche	18	5.92	3-10	0	86.2
Neill	19	6.08	1-0	0	37.0
Wendt	1	27.00	0-0	0	1.0



University of Mobile Baseball Statistics

Player	Avg	G	AB	R	H	2B	3B	RBI	BB
Barber	.328	45	137	27	45	7	1	29	11
Baria	.411	54	219	50	90	14	3	44	17
Bird	.167	9	12	0	2	0	0	2	3
Bourgeois	.240	22	25	3	6	0	0	4	1
Cramblitt	.321	48	162	38	52	10	0	40	18
Curry	.392	54	217	64	85	19	8	35	11
Downey	.168	34	95	4	16	0	0	11	8
Esfeller	.294	26	68	14	20	4	0	11	6
Harper	.336	40	113	23	38	6	1	33	12
Knight	.000	1	1	0	0	0	0	0	0
Mann	.400	15	5	1	2	0	0	0	0
Orso	.403	54	191	62	77	20	1	62	29
Pruitt	.300	27	10	11	3	2	0	0	2
Romero	.352	54	193	55	68	13	2	53	27
Sheffield	.290	17	31	8	9	1	1	4	6
Solomon	.349	56	189	39	66	12	2	45	10
Sparks	.222	25	54	3	12	3	0	6	12
Stork	.350	53	180	55	63	17	0	33	15
Turner	.000	27	1	0	0	0	0	0	0
Wood	.125	18	8	10	1	0	0	1	0

Player	G	ERA	W-L	S	IP
Bourgeois	7	7.71	0-0	0	11.2
Bracewell	15	2.97	11-1	1	91.0
Brown	12	8.31	1-4	0	30.1
Curry	9	6.43	2-0	0	14.0
Luker	15	3.09	10-2	0	90.1
Mann	11	3.71	6-1	0	53.1
Mitchell	21	1.17	1-0	8	30.2
Powell	15	4.37	7-3	0	78.1
Stork	5	3.38	0-1	0	5.1
Turner	27	5.45	4-2	4	38.0



Spring Hill College Baseball Statistics

Player	Avg	G	AB	R	H	2B	3B	HR	RBI	BB
Bonvillian	.230	35	61	5	14	3	0	2	13	5
Brasher	.194	33	31	16	6	1	0	0	3	5
Chadick	.000	15	1	0	0	0	0	0	0	0
Cherta	.253	41	83	7	21	7	0	0	9	21
Connors	.278	50	133	23	37	3	0	0	19	21
Dobson	.310	13	29	6	9	1	0	0	3	3
Garcia	.500	19	2	1	1	0	0	0	0	0
Giesecking	.500	22	2	0	1	0	0	0	3	0
Hall	.316	56	212	39	67	11	2	4	32	16
Harrison	.345	37	116	18	40	8	1	0	17	10
Holstein	.321	52	156	27	50	9	0	3	28	17
Kline	.000	18	4	0	0	0	0	0	0	0
Lehman	.341	22	41	7	14	4	0	0	9	4
Moberg	.244	52	172	21	42	3	0	3	27	16
Nelson	.284	46	116	24	33	6	1	0	12	5
O'Malley	.157	30	83	9	13	3	0	0	10	5
Palumbo	.000	7	1	2	0	0	0	0	0	1
Rossi	.173	40	52	13	9	0	1	0	5	2
Saliski	.250	43	140	10	35	9	0	2	19	20
Stewart	.278	55	169	29	47	9	0	1	16	16
White	.196	30	56	16	11	1	0	0	3	5

Player	G	ERA	W-L	S	IP
Bouche	17	7.44	1-3	0	55.2
Bruce	13	8.15	2-5	0	38.2
Chadick	14	7.04	3-8	0	62.2
Clapper	15	4.30	5-5	0	83.2
Garcia	17	9.77	2-4	2	15.2
Giesecking	20	7.55	0-4	0	31.0
Hasley	16	4.05	4-4	0	66.2
Kline	14	6.51	1-3	1	27.2
Mattera	13	3.86	1-0	0	18.2
Poyner	12	6.59	0-1	0	13.2



Tougaloo College Baseball Statistics

Player	Avg	G	AB	R	H	2B	3B	HR	RBI	BB
Benford, Dante	.128	15	39	3	5	2	0	0	2	3
Benford, Dante	.114	15	35	4	4	1	0	0	4	6
Elmore, Brad	.364	3	11	0	4	0	0	0	0	0
Elmore, Brad	1.000	1	3	0	3	0	0	0	0	0
Freeman	.000	12	28	1	0	0	0	0	0	1
Graham	.000	7	1	0	0	0	0	0	0	0
Haynes	.125	4	8	1	1	0	0	0	2	0
Johnson	.118	26	34	8	4	0	0	0	0	3
Lewis, Walden	.105	10	19	2	2	0	0	0	2	0
Lewis, Walden	.000	5	6	0	0	0	0	0	0	0
Mason, Warren	.231	30	52	8	12	2	1	1	10	3
McGowan	.196	38	97	16	19	2	0	0	8	6
Porter	.248	41	113	14	28	7	1	1	13	8
Singleton	.290	40	100	10	29	5	2	0	11	4
Spann	.300	38	100	8	30	5	1	2	10	5
Triplett, Anthony	.282	25	71	16	20	3	0	0	0	8
Triplett, Anthony	.298	16	57	9	17	2	0	1	7	2
Truitt	.167	20	42	3	7	0	2	0	3	7
Walker	.387	40	124	18	48	7	2	2	18	6
Whipps II, Larry	.000	11	8	6	0	0	0	0	0	0
Whipps II, Larry	.200	6	10	0	2	1	0	0	3	3
Womble	.278	41	90	16	25	1	2	2	11	8

Player	G	ERA	W-L	S	IP
Elmore	1	33.00	0-1	0	3.0
Graham	6	32.40	0-1	0	10.0
Johnson	1	67.50	0-0	0	1.1
Langston	14	20.25	1-7	0	40.0
Mason	11	10.07	0-8	0	56.1
McGowan	10	12.96	3-4	0	41.2
Porter	1	15.43	0-0	0	2.1
Singleton	8	14.57	1-3	0	25.1
Spann	5	17.63	0-3	0	24.0
Womble	10	13.41	0-6	0	50.1

William Carey University Baseball Statistics

Player	Avg	G	AB	R	H	2B	3B	HR	RBI	BB
Alexander	.374	57	211	58	79	15	2	8	49	29
Barnes	.302	53	169	33	51	14	3	1	33	13
Brewer	.327	50	150	20	49	12	0	4	51	15
Chretien	.246	57	199	32	49	9	0	2	38	16
Dannelley, W.	.256	51	121	31	31	4	1	2	28	11
Dannelley, J.	.281	31	64	6	18	7	1	3	21	14
Dunaway	.130	11	23	6	3	1	0	0	3	4
Farmer	.233	48	43	32	10	3	0	2	9	5
Fokakis	.182	10	11	3	2	0	0	0	1	2
Gates	.667	17	3	1	2	0	0	0	2	0
Lewis	.398	55	196	61	78	6	0	1	26	22
McCulloch	.167	10	6	0	1	1	0	0	3	0
Moore	.284	44	74	7	21	2	0	0	12	10
Pace	.143	24	7	21	1	1	0	0	2	4
Prout	.286	58	147	47	42	7	2	3	28	25
Ray	.000	17	1	2	0	0	0	0	0	1
Rolon	.361	52	158	16	57	9	2	2	34	27
Smith, B.	.206	32	63	6	13	2	0	0	13	8
Smith, D.	.444	17	9	9	4	0	0	1	6	3
Trisler	.318	58	198	60	63	10	2	7	42	47
Williams	.178	25	45	11	8	0	0	0	4	4

Player	G	ERA	W-L	S	IP
Boswell	22	3.72	3-3	2	36.1
Brewer	15	3.05	9-2	0	94.1
Carter	20	4.18	5-4	1	64.2
Chretien	2	4.15	0-0	0	4.1
Gates	15	4.73	3-1	1	40.0
Hodge	12	5.74	3-3	1	42.1
McCulloch	7	2.92	1-0	0	12.1
Ray	13	5.32	2-1	0	23.2
Rozier	14	5.67	3-3	0	54.0
Sessions	16	3.03	4-2	0	38.2
Smith	2	0.00	0-0	0	3.1
Troxclair	14	7.42	3-3	0	47.1

GCAC Team Baseball Records

Team Wins	LSUS, 2003, 52
Team Record, Best Pct.	Wm. Carey, 1982, .774 (41-12)
Conference Wins	Mobile, 2008, 30
Team Batting Avg.	Loyola, 1996, .368; Mobile, 1999, .368
.....	Reg. Seas + Tournament, .336
Doubles	LSUS, 2008, 146
Triples	Mobile, 1995, 32
Homeruns	Wm. Carey, 1987, 78
Runs	LSUS, 2008, 584
Runs, Teams Game Avg	Mobile, 1999, 8.7
Runs, Team Total Season	LSUS, 2002, 453
Hits, Team Total Season	Mobile, 2003, 643
Stolen Bases	Belhaven, 2007, 174
Hit by Pitches	Belhaven, 2006, 113
On Base Percentage	Mobile, 1995, .446
Slugging Percentage	Mobile, 1999, .559
Offensive Walks	LSUS, 2008, 343
Fielding Percentage	Spring Hill, 1993, .976
Pitching:	
ERA	Mobile, 1995, 2.51
Strikeouts	Belhaven, 2007, 470
Completed Games	LSUS, 2003, 29
Saves	Belhaven, 2006, 14

GCAC Individual Baseball Records

Batting Avg.	Kevin Grimes, Spring Hill, 1992, .482
Doubles, Game	Estopinal, Spring Hill, 1988, 4
Doubles	Raul Santana, Mobile, 2003, 26
Triples	Joe Parker, Mobile, 2000, 11
Homeruns	Eric Adkins, Wm. Carey, 2004, 21
Runs	Wesley Gray, LSUS, 2003, 80
Most RBI	Williams, Wm. Carey, 1986, 75
Stolen Bases, Game	Estopinal, Spring Hill, 1987, 7
Stolen Bases	Josh Davis, Wm. Carey, 2001, 55/64
Hits	Randy McKinion, Spring Hill, 1996, 7
Hit By Pitches	Season-Thibodeaux, Wm. Carey, 2003, 28
.....	Career-Calhoun, Belhaven, 1990-92, 34
On Base Percentage	Chris Carr, Mobile, 1994, .554
Slugging Percentage	Josh Kendrick, Mobile, 2003, .791
Pitching:	
ERA	Stein, Spring Hill, 1993, 1.41
Strikeouts	Melancon, Mobile, 2001, 138
Complete Games	Paul Chiasson, Spring Hill, 1990, 15
.....	Gene Stevens, LSUS, 2003, 15
Saves	Justin Hennington, Wm. Carey, 13
Wins	Gene Stevens, LSUS, 2003, 16
Appearances	Frank Cazeau, Wm. Carey, 1984, 34
Innings Pitched	Gene Stevens, LSUS, 2003, 147.1
Shutouts	Bubba Dobson, Mobile, 2005, 5

2008 All Conference Baseball Team

Most Valuable Player: Jared Baria – University of Mobile

Pitcher of the Year: Justin Bracewell – University of Mobile

Coach of the Year: Mike Jacobs – University of Mobile

Brian Mason	Loyola	OF	SR
Greg Alexander	William Carey	OF	SR
Carlos Romero	Mobile	OF	JR
Reg Ott	Belhaven	OF	SR
Joshua Borges	Loyola	3B	SR
Stephen Stork	Mobile	SS	JR
Jared Baria	Mobile	2B	JR
Kevin Orso	Mobile	1B	JR
Louis Rolon	William Carey	C	SR
Andrew Brouillette	LSUS	C	FR
Jeff Ledet	LSUS	DH	SR
Michael Lewis	William Carey	UTL	SR
Lance Brewer	William Carey	SP	JR
Justin Bracewell	Mobile	SP	SR
Jesse Luker	Mobile	SP	SR
Victor Hernandez	LSUS	SP	SR
Kyle Medley	Belhaven	RP	JR



2009 GCAC Baseball Schedule

January 23-24

LSUS @ Mobile
Belhaven @ Spring Hill
Tougaloo @ Loyola

January 30-31

Belhaven @ Loyola
Spring Hill @ Wm. Carey
Tougaloo @ Mobile

February 6-7

LSUS @ Belhaven
Spring Hill @ Tougaloo
Mobile @ Wm. Carey

February 13-14

Wm. Carey @ LSUS
Loyola @ Spring Hill
Belhaven @ Tougaloo

February 20-21

Tougaloo @ LSUS
Mobile @ Spring Hill
Loyola @ Wm. Carey

February 27-28

LSUS @ Loyola
Belhaven @ Mobile
Wm. Carey @ Tougaloo

March 6-7

Spring Hill @ LSUS
Wm. Carey @ Belhaven
Loyola @ Mobile

March 13-14

Mobile @ LSUS
Spring Hill @ Belhaven
Loyola @ Tougaloo

March 20-21

Loyola @ Belhaven
Wm. Carey @ Spring Hill
Mobile @ Tougaloo

March 27-28

Belhaven @ LSUS
Tougaloo @ Spring Hill
Wm. Carey @ Mobile

April 3-4

LSUS @ Wm. Carey
Spring Hill @ Loyola
Tougaloo @ Belhaven

April 10-11

LSUS @ Tougaloo
Spring Hill @ Mobile
Wm. Carey @ Loyola

April 17-18

Loyola @ LSUS
Mobile @ Belhaven
Tougaloo @ Wm. Carey

April 24-25

LSUS @ Spring Hill
Belhaven @ Wm. Carey
Mobile @ Loyola




2008 All-Conference Softball Team

Pitcher of the Year: Ginger Reeser – University of Mobile

Player of the Year: Yaicey Sojo – University of Mobile

Coach of the Year: Terri McCormick – University of Mobile

Yaicey Sojo	Mobile	OF	SR
Jill Wedgeworth	William Carey	UT	JR
Jineth Pimentel	Mobile	IF	JR
Lauren Biediger	Belhaven	IF	SR
Anadys Suarez	Mobile	IF	SR
Mallory Meadows	Belhaven	DH	JR
Ginger Reeser	Mobile	P	SR
Cristina Rodriguez	Mobile	IF	SR
Kelyn Mendoza	Mobile	OF	SR
Jeana Erickson	William Carey	IF	FR
Devin King	William Carey	P	SR
Nikki Madden	Mobile	P	SR
Bree Neidhardt	William Carey	UT	FR
Shelly Berry	William Carey	OF	SR
Brittany Ladner	William Carey	P	SR
Lauren Herrera	Spring Hill	OF	SR
Sarah Burns	Belhaven	P	SO



2007 All-Conference Men's Golf

Nathan Rau – Mobile
 Chris Kennedy – Mobile
 J.C. Todd – Mobile
 Patrick Jenkins – Spring Hill
 Drew Goff – William Carey
 Will Loweth – Spring Hill



2007 All-Conference Women's Golf

Maegan Rice – Mobile
 Meghan Dove – Mobile
 Jamie Mercurio - Spring Hill
 Samantha Goettsch - Mobile
 Hollie Hayes - Mobile

2007 All-Conference Men's Soccer Team

<u>Position</u>	<u>Player</u>	<u>School</u>
GK	Julien Henriques	Belhaven
GK	Adrian Rochofski	Mobile
Fwd	Jamie Caul	Belhaven
Fwd	Ricky Machel	Belhaven
Fwd	Rob Rogers	William Carey
Fwd	Matt Watts	Mobile
Fwd	Thomas Wharf	Mobile
Mid	Cateano Lima	Mobile
Mid	Carl Reynolds	William Carey
Mid	Chris Schaefer	William Carey
Mid	Sean Simpson	Spring Hill
Mid	Geert Slits	Mobile
Back	Ruben Diaz	Mobile
Back	Onesimus Ikongo	Mobile
Back	Jack St. Hilaire	Mobile
Back	Jared Wooley	William Carey

Coach of the Year: Peter Fuller – Mobile

Player of the Year: Ruben Diaz – Mobile



2007 All-Conference Women's Soccer Team

<u>Position</u>	<u>Player</u>	<u>School</u>
GK	Valerie Split-Log	William Carey
Fwd	Shannon Steffen	William Carey
Fwd	Kasey Pruett	Spring Hill
Fwd	Julia Vaughn	LSUS
Fwd	Kathryn Brusco	Belhaven
Mid	Aimi Beresford	William Carey
Mid	Terri McCreadie	Mobile
Mid	Danielle Princiotta	William Carey
Mid	Brenna Bussart	LSUS
Back	Norma Valesquez	William Carey
Back	Kristin Schaefer	LSUS
Back	Anna Maddox	Mobile
Back	Whitney Stewart	William Carey

Coach of the Year: *Danny Owens – William Carey*

Player of the Year: *Shannon Steffen – William Carey*

Offensive Player of the Year: *Shannon Steffen – Wm. Carey*

Defensive Player of the Year: *Norma Valesquez – Wm. Carey*




2008 Men's All-Conference Tennis

<u>Singles</u>		
<u>Pos.</u>	<u>Player</u>	<u>School</u>
1	Miroslav Vukicevic	Xavier
2	Terry Richardson	Xavier
3	Mikhail Vaval-Desse	Xavier
4	Mario Myles	Xavier
5	Vusumzi Kempele	Xavier
6	Cameron Knowles	Xavier

<u>Doubles</u>		
<u>Pos.</u>	<u>Player</u>	<u>School</u>
1	Mario Myles	Xavier
1	Matthew Walker	Xavier
2	Cameron Knowles	Xavier
2	Miroslav Vukicevic	Xavier
3	Vusmzi Kempele	Xavier
3	Terry Richardson	Xavier

Player of the Year: *Ale Vial – University of Mobile*
Newcomer of the Year: *Ale Vial – University of Mobile*




2008 Women's All-Conference Tennis

Singles		
<u>Pos.</u>	<u>Player</u>	<u>School</u>
1	Joey Soares	Mobile
2	Claudia Borges	Mobile
3	Yuliem Dominguez	Xavier
4	Colleen McArthur	Xavier
5	Mayra Leal	Mobile
6	Camilla Hovden	Mobile

Doubles		
<u>Pos.</u>	<u>Player</u>	<u>School</u>
1	Dominique Bell	Xavier
1	Anastasia Opata	Xavier
2	Pam Boykin	Mobile
2	Mayra Leal	Mobile
3	Lynne Fritscher	Spring Hill
3	Alex Tovar	Spring Hill

Player of the Year: Dominique Bell – Xavier University
 Newcomer of the Year: Anastasia Opata – Xavier University



2007 Women's All-Conference Volleyball

<u>Player</u>	<u>School</u>
Whitney Knight	Mobile
Syretta Baldwin	Mobile
Kathryn Hart	Belhaven
Mary Seals	Loyola
Kristen Phillips	Spring Hill
Paula Stilkey	Mobile
Nicole Stokes	Mobile
Tiffany Stafford	Loyola
Lindsey Schmidt	Spring Hill
Kelsey Stack	Belhaven
Roz Sabella	Belhaven
Sarah Howard	Loyola
Tasha Buchanan	Mobile

Coach of the Year: Jon Campbell – Mobile

Player of the Year: Whitney Knight – Mobile

Freshman of the Year: Cassy Johnson – Mobile

Libero of the Year: Tiffany Stafford – Loyola

Setter of the Year: Nicole Stokes – Mobile



2007 All-Conference Men's Cross Country

<u>Player</u>	<u>School</u>	<u>Mile</u>	<u>Finals</u>
Patrick Aucoin	Spring Hill	5:26.3	27:02.05
Dennis Kimeli	Mobile	5:27.7	27:08.62
David Salmon	Xavier	5:34.8	27:44.32
Milo Barry	Xavier	5:44.4	28:31.59
Darren Wallace	Xavier	5:48.4	28:51.51
Kennedy Mulinge	Mobile	5:49.5	28:57.11
Joe Drexler-Dreis	Xavier	5:54.4	29:21.72
Austin Fox	Spring Hill	5:55.0	29:24.43
Ben Sines	Loyola	6:03.5	30:06.82
Peter Mittwede	Belhaven	6:03.7	30:07.98

Coach of the Year: Joseph Moses



2007 All-Conference Women's Cross Country


<u>Player</u>	<u>School</u>	<u>Mile</u>	<u>Finals</u>
Susanne Klungveit	Mobile	6:22.2	19:47.36
Ebony Harding	Xavier	6:38.1	20:36.77
Jessica Gunning	Belhaven	6:45.8	21:00.66
Lonique Moore	Xavier	6:52.6	21:21.83
Ashley Broden	Xavier	6:48.4	21:39.68
Maggie Meier	Spring Hill	6:58.7	21:40.64
Libby Brown	Belhaven	6:58.9	21:41.37
Blakely Duhe	Spring Hill	7:05.6	22:02.28
Stacey Windon	Xavier	7:09.4	22:13.85
Katie Goodwin	Spring Hill	7:12.2	22:22.57

Coach of the Year: Joseph Moses

GCAC Champions 1981-2007

Men's Basketball

Xavier University	1981-82
Xavier University	1982-83
William Carey University	1983-84
William Carey University	1984-85
Xavier University	1985-86
William Carey University	1986-87
University of Mobile	1987-88
University of Mobile	1988-89
William Carey University	1989-90
Louisiana College	1990-91
William Carey University	1991-92
Spring Hill College	1992-93
Spring Hill College	1993-94
Southern University, NO	1994-95
Xavier University	1995-96
William Carey University	1996-97 ★
Dillard University	1996-97 ◆
SUNO	1997-98 ★
University of Mobile	1997-98 ◆
Spring Hill	1998-99 ★◆
SUNO	1999-00 ★
Spring Hill	1999-00 ◆
Dillard University	2000-01 ◆★
Xavier University	2000-01 ◆
SUNO	2001-02 ◆★
Spring Hill	2001-02 ◆
SUNO	2002-03 ◆★
University of Mobile	2003-04 ▲★
SUNO	2003-04 ▲
Xavier	2003-04 ▲



Men's Basketball (cont'd.)

LSUS	2004-05 ◇
University of Mobile	2004-05 ◇★
LSUS	2005-06 ◆★
Tougaloo College	2006-07 ◆◇
Xavier University	2006-07 ◆◇
LSUS	2006-07 ★
LSUS	2007-08 ◆★

- ◆ Regular Season Champion
- ◇ Regular Season Co-Champions
- ▲ Regular Season Tri-Champions
- ★ Tournament Champion

Women's Basketball

Belhaven College	1981-82
Dillard University	1982-83 ▲
William Carey University	1982-83 ▲
Xavier University	1982-83 ▲
Dillard University	1983-84
Louisiana College	1984-85
Louisiana College	1985-86
Dillard University	1986-87 ◇
Xavier University	1986-87 ◇
William Carey University	1987-88
Louisiana College	1988-89
Louisiana College	1989-90
University of Mobile	1990-91
William Carey University	1991-92
William Carey University	1992-93
Xavier University	1993-94
Xavier University	1994-95
Xavier University	1995-96
Xavier University	1996-97
Xavier University	1997-98
Louisiana College	1998-99
Spring Hill	1999-00 ★



Women's Basketball (cont'd)

SUNO	1999-00 ◆
Xavier University	2000-01 ◇★
Dillard University	2000-01 ◇
University of Mobile	2001-02
Dillard University	2002-03 ◇★
Xavier University	2002-03 ◇
Dillard University	2003-04 ◇★
Xavier University	2003-04 ◇
Xavier University	2004-05 ◆★
William Carey College	2005-06 ◆
University of Mobile	2005-06 ★
Loyola University	2006-07 ◆★
Loyola University	2007-08 ◆
Xavier University	2007-08 ★

- ◆ Regular Season Champion
- ◇ Regular Season Co-Champions
- ▲ Regular Season Tri-Champions
- ★ Tournament Champion

Baseball

William Carey University	1982
William Carey University*	1983
Spring Hill College*	1983
William Carey University	1984
Spring Hill College	1985
William Carey University	1986
Louisiana College	1987
William Carey University	1988
William Carey University	1989
William Carey University	1990
William Carey University	1991
William Carey University	1992
William Carey University	1993
Belhaven College	1994
William Carey University	1995
William Carey University	1996
Spring Hill College	1997
University of Mobile	1998



Baseball (cont'd)

University of Mobile	1999
Spring Hill College	2000
Spring Hill College	2001
Loyola University	2002
William Carey	2003
Belhaven College	2004 ★
William Carey	2004 ◆
William Carey University	2005 ★
LSUS	2005 ◆
LSUS	2006 ★
Belhaven College	2006 ◆
Belhaven College	2007 ◆
LSUS	2007 ★
University of Mobile	2008 ◆
Tournament cancelled	2008

◆Regular Season Champion
 ★Tournament Champion

Softball

University of Mobile	1996
University of Mobile	1997
University of Mobile	1998
University of Mobile	1999
University of Mobile	2000
University of Mobile	2003
University of Mobile	2004
University of Mobile	2005
University of Mobile	2006
University of Mobile	2007
Tournament cancelled	2008



Men's Soccer

Belhaven College	1994
William Carey University	1995
William Carey University	1996
University of Mobile	1997
William Carey	1998
University of Mobile	1999
University of Mobile	2002
University of Mobile	2003
University of Mobile	2004
William Carey University	2007



Women's Soccer

University of Mobile	1996
University of Mobile	1997
University of Mobile	1998
University of Mobile	1999
University of Mobile	2000
William Carey	2001
William Carey	2002
Belhaven College	2003
Belhaven College	2004
University of Mobile	2005
William Carey University	2007




Men's Tennis

Belhaven College	1982
Belhaven College	1985
Belhaven College	1986
Belhaven College	1987
Belhaven College	1988
Belhaven College	1989
Belhaven College	1990
Belhaven College	1991
University of Mobile	1992
University of Mobile	1993
University of Mobile	1994
University of Mobile	1995
University of Mobile	1996
University of Mobile	1997
University of Mobile	1998
Spring Hill College	1999
Spring Hill College	2000
Spring Hill College	2002
Spring Hill College	2003
Spring Hill College	2004
Spring Hill College	2005
Xavier University	2007
Xavier University	2008



Women's Tennis

University of Mobile	1995
University of Mobile	1996
University of Mobile	1997
University of Mobile	1998
Spring Hill College	1999
Dillard University	2000
Xavier University	2002
Xavier University	2003
Xavier University	2004
Xavier University	2005
University of Mobile	2006
Xavier University	2007
University of Mobile	2008



Men's Cross Country

Tougaloo College	1986
Tougaloo College	1987
Southern University	1988
Southern University	1989
University of Mobile	1990
University of Mobile	1991
University of Mobile	1992
University of Mobile	1993
University of Mobile	1995
University of Mobile	1996
University of Mobile	1997
University of Mobile	1998
University of Mobile	1999
Loyola University	2000
Loyola University	2001
Loyola University	2002
University of Mobile	2003
Loyola University	2004
No Championship (Hurricane Katrina)	2005
Xavier University	2006
Xavier University	2007



Women's Cross Country

Southern University	1986
Louisiana College	1987
Southern University	1988
Southern University	1989
Southern University	1990
University of Mobile	1991
Spring Hill College	1992
University of Mobile	1993
University of Mobile	1995
University of Mobile	1996
University of Mobile	1997
University of Mobile	1998
University of Mobile	1999
University of Mobile	2000
Loyola University	2001
Xavier University	2002
Loyola University	2003
Loyola University	2004
No Championship (Hurricane Katrina)	2005
Xavier University	2006
Xavier University	2007



Golf - Men's

University of Mobile	1996
University of Mobile	1997
Spring Hill College	1998
Spring Hill College	1999
University of Mobile	2002
University of Mobile	2003
University of Mobile	2004
University of Mobile	2005
University of Mobile	2006
University of Mobile	2007



Volleyball

William Carey	1999
Loyola University	2000
Loyola University	2002
Spring Hill College	2003
Spring Hill College	2004
No Championship (Hurricane Katrina)	2005
Belhaven College	2006
University of Mobile	2007



Schools Competing (NAIA Recognized Sports)

Thomas Howell Cup (All-Sports Champion)

Louisiana College and William Carey University	1986
University of Mobile	1988
University of Mobile	1989
University of Mobile	1990
University of Mobile	1991
University of Mobile	1992
University of Mobile	1993
University of Mobile	1994
University of Mobile	1995
University of Mobile	1996
University of Mobile	1997
University of Mobile	1998
University of Mobile	1999
Spring Hill College	2000
University of Mobile	2001
Spring Hill College	2002
Spring Hill College	2003
University of Mobile	2004
University of Mobile	2005
Not awarded (Hurricane Katrina)	2006
University of Mobile	2007
University of Mobile	2008



Men's and Women's Basketball

Belhaven College
Dillard University
Louisiana State University Shreveport
Loyola University
University of Mobile
Southern University-NO
Spring Hill College
Tougaloo College
William Carey University
Xavier University

Men's & Women's Soccer

Belhaven College
Louisiana State University Shreveport
(Women only)
University of Mobile
Spring Hill College
William Carey University

Men' and Women's Cross Country

Belhaven College
Loyola University
University of Mobile
Southern University - NO
Spring Hill College
Tougaloo College
Xavier University

Men's and Women's Track (Outdoor and Indoor)

Loyola University (Outdoor only)
Southern University - NO

Volleyball

Belhaven College
Dillard University
Loyola University
University of Mobile
Spring Hill College

Baseball

Belhaven College
Louisiana State University Shreveport
Loyola University
University of Mobile
Spring Hill College
Tougaloo College
William Carey University

Softball

Belhaven College
University of Mobile
Spring Hill College
William Carey University

Men's & Women's Tennis

Belhaven College
University of Mobile
Spring Hill College
Tougaloo College
Xavier University

Men's and Women's Golf

Belhaven College (Men only)
University of Mobile
Spring Hill College
Tougaloo College (Men only)
William Carey (Men only)





GCAC Honor Roll



Belhaven College

Major Anderson
 Sara Ayala
 Bryan Bennett
 Ken Benson
 Lindsey Berg
 Lauren Biediger
 Joshua Black
 Daniel Bond
 James Brabston
 Callie Brack
 Kathryn Brusco
 Kyle Buescher
 Douglas Coker
 Christina Cribb
 Rachel Davenport
 Jamie Dominio
 Lacey Driver
 Charlie Edwards
 Jessica Eggold
 Amanda Evans

Austin Fagan
 Stefan Fernandez
 Lindsey Gerbick
 Benjamin Gipson
 Lindsey Grefseng
 Alex Grubbs
 Jessica Gunning
 Rebekah Hairston
 Mallory Hammack
 Kimberly Hansen
 David Harbaugh
 Mary Harris
 Kathryn Hart
 Matthew Hay
 Julien Henriques
 Marla Hershberger
 Courtney Higgs
 Margaret Hodges
 Paul Hoffman
 Chad Howard

Brent Hudson
 Morgan Jackson
 Detrick Johnson
 Kimberly Johnson
 Annaliese Kiepe
 William King
 Patricia Kinsey
 Samantha Kirkwood
 Daniel Lyons
 Julien Marion
 Michael McNutt
 Mallory Meadows
 Steven Miller
 Daniel Mitchell
 David Mittwede
 Peter Mittwede
 Taps Murove
 Daniel O'Brien
 Gabriel Prado
 Christy Pugh

Meghan Pursell
 Daniel Richey
 Abbie Roberts
 Hunter Robinson
 Ethan Rogers
 Rosalind Sabella
 Joseph Scalzo
 Stephen Shelt
 Rachael Shelton
 Julia Smith
 Kirby Smith
 Kelsey Stack
 Keresa Steichen
 Daniel Sturgis
 Jeffrey Sullivan
 Steven Thornton
 JoAnna Weaver
 Rebecca Weaver
 Jacob Zumo

Dillard University

Chayla Green
 Joslyn Greenard
 Alesha Harris
 Banikah Jackson

Meaquell Lewis
 David Manning
 Kiandra Metoyer

Sandra Nweke
 Shaylon Odom
 Keisha Smoke

Willie Sweat
 Brandy Vincent
 Jaquita Williams

Louisiana State University Shreveport

Jessica Aguirre
 Rachel Alexander
 Jamien Arvie
 Craig Barnes
 Andrew Blubaugh
 David Bradley

Brandon Bravaata
 Andrea Brouillette
 Brenna Bussart
 LaTisha Flowers
 Jeffrey Garidel
 Edie Leonards

Ty Moreno
 Blake Pinkston
 Brent Porche
 Krystal Reilly
 Kristen Schaefer
 Janai Sells

Quinton Shamsabody
 Calandre Singh
 Chris Steadman
 Jared Stevenson
 Josh Todd
 Julia Vaughan

Loyola University

Joseph Atiyeh
 Torry Beaulieu
 Carlos Benach
 Catherine Blanchard
 Philip Boyd
 Jerry Campos
 Miles Colley
 Zachary Custer
 Mario Faranda
 Kevin Fontenot
 Thomas Gibbs

Keelyn Henderson
 Sarah Howard
 Todd Hubbell
 Mary Imwalle
 Marc Jaynes
 Michael Kelly
 Rachel Kovach
 Bryan Lavoie
 Robert Mahoney
 Christine Mainguy
 Robert Manson

Brian Mason
 Matthew McCabe
 Stephen McGovern
 Colleen McNerney
 Paul Neill
 Errin Price
 Emily Reed
 Rebecca Reed
 Kimberly Rigg
 Elizabeth Schork
 Mary Seals

Benjamin Sines
 Sara Terrebonne
 Nathanael Thacker
 Nicholas Tuszynski
 Christopher Tyree
 Rachel Wise
 Laine Woodruff
 Carter Wurts
 Luke Zumo

University of Mobile

Syretta Baldwin
 Jared Baria
 Carlie Bloomer
 Angela Bounds
 Abby Campbell
 Morgan Copes
 Meghan Dove
 Anna Ellingsen
 Jared Freeman
 Daniel Gardner
 Jennifer Gomez

Danielle Goodly
 Kingstone Govati
 Megan Harper
 Camilla Hovden
 Kathryn Howard
 Krystin Jolly
 Christopher Kennedy
 Whitney Knight
 Jennifer Kyser
 Caetano Lima
 Dean Logan

Jesse Luker
 Michelle Machen
 Amber Madden
 Sherri McIntosh
 Jessica McIntyre
 Kelyn Mendoza
 Derrell Moreaux
 Steve Pellan
 Taylor Phillips
 Amber Presnell
 Nathaniel Rau

Ginger Reeser
 Aduab Richofski
 Josy Soares
 Gustavo Souza
 Paula Stilkey
 Jacy Todd
 Jessica Watson
 Johnitia Williams
 John Wood

Spring Hill College

Brittany Abate
 Mary Altman
 Abbey Angelle
 Patrick Aucoin
 Michael Bouche
 Shea Bowers
 Jeranda Boykin
 Grant Brasher
 Kara Broderick
 Thomas Butts
 James Chassaing
 Javier Cherta
 Nicholas Clapper
 Alexander Coppejans
 Michael Davis
 Sarah Dickson
 Lucas Dobson

Sarah Engels
 Jennifer Faust
 Austin Fox
 Brendan Gallagher
 Katherine Goodwin
 Justin Harrison
 Matthew Hasley
 Dane Hinton
 Stephanie Hoffman
 Brad Holstein
 Jennifer Huber
 Patrick Jenkins
 Mark Kirkikis
 Kristen Knipe
 Christopher Ladner
 Neilson Lea
 William Loweth

Laura Lushington
 Amy Lyon
 David Lysaught
 Jamie Mercurio
 Chris Moberg
 Shannan Netherby
 Maura O'Callaghan
 Domenic Palumbo
 Michelle Parker
 Laura Pawlik
 Kim Penix
 Kristen Phillips
 Nicholas Rayburn
 Leslie Rutkowski
 William Saliski
 Lindsey Schmidt

Tiffani Shuman
 Sean Simpson
 Alexandra Slivka
 Allison Symulevich
 Catherin Thames
 Daniel Thouvenot
 Megan Wientge
 Melissa Williams
 Rachel Williams
 Lynsey Winkler
 Noah Woolridge
 Kristi Ybarra

William Carey University

Rick Beebe
 Kristin Blackledge
 Kelli Blue
 Kyle Boswell
 Joy Cavanaugh
 Chase Combest
 Jeana Erickson
 Fallon Hartfield
 Molly Jo Herrin

Brennen Hodge
 Erin Holder
 Taphne Jackson
 Leah Kilpatrick
 Brittany Ladner
 Maurice Lewis
 Pam Martin
 Katie McCraay
 Mona Lisa Palmer

Megan Pittman
 Danielle Princiotta
 Kelly Ray
 Lauren Renz
 Chris Schaefer
 Matt Sessions
 Shannon Steffen
 Britta Stephens
 Jessica Stuart

David Trisler
 Josh Troxclair
 Shayna Turner
 Chelsy Walter
 Michael Watts
 Ryan Wheelock
 Jared Wooley

Xavier University

Dominique Bell
 Ashley Broden
 Alexandria Broussard
 Joseph Drexler-Dreis

Kojavona Hamilton
 Ebony Harding
 Danielle Jones
 Cameron Knowles

Lonique Moore
 Kelechi Okoroha
 Terry Richardson
 Darren Wallace

Jordan Wilson
 Dannie Woods

GCAC CALENDAR 2008- 2009

Sept. 1, 2008	Deadline for institutional on-line reports to NAIA National
Sept. 17-18, 2008	NAIA Affiliated Conferences Meeting (Commissioners) - Kansas City, MO
Sept. 29-30, 2008	GCAC Fall Meeting – Xavier University
Nov. 3-8, 2008	Men's Soccer Championship – TBA
Nov. 8, 2008	Men's and Women's Cross-Country Championship – Clinton, MS, hosted by Belhaven College
Nov. 11, 14, 15, 2008	Women's Soccer Championship – TBA
Nov. 14-15, 2008	Volleyball Championship – Loyola University
March 2, 4, 6, 9, 2009	Women's Basketball Playoffs – TBA
March 3, 5, 7, 10, 2009	Men's Basketball Playoffs – TBA
April 17-18, 2009	Men's and Women's Tennis Championship – TBA
April 17-21, 2009	NAIA National Convention – Kansas City, MO (National Administrative Council)
April 26-28, 2009	GCAC Golf Championship – Mobile, AL
April 27-28, 2009	GCAC Spring Meeting – Belhaven College
April 29-May 1, 2009	Softball Championship – Mobile, AL
April 29-May 2, 2009	Baseball Championship – William Carey University

