

GULF COAST ATHLETIC CONFERENCE



2007-2008 DIRECTORY

TABLE OF CONTENTS 2007-2008

Conference History	3
Past Presidents	4
GCAC Officers	5
GCAC Eligibility Committee	6
GCAC Sports Committee Chairs	6
GCAC Executive Committee	7

MEMBER INFORMATION AND TEAM BASKETBALL STATISTICS 2006-2007

Belhaven College	8
Dillard University	11
Louisiana State University-Shreveport	12
Loyola University	15
University of Mobile	18
Southern University in New Orleans	22
Spring Hill College	24
Tougaloo College	27
William Carey University	30
Xavier University	34

BASKETBALL STATISTICS, 2006-2007 SEASON

Conference Men's Statistics	36
Individual	38
Season Records	42
Game Records	43
Men's All Conference Team	44
Women's All Conference Team	45
Conference Women's Statistics	46
Individual	48
Season Records	51
Game Records	52
2007 Basketball Schedule	53

BASEBALL STATISTICS 2007

Baseball Standings and Statistics	55
Belhaven College	57
Louisiana State University-Shreveport	58
Loyola University	59
University of Mobile	60
Spring Hill College	61
William Carey University	62
GCAC Baseball Records	63
All-Conference Baseball	64
2007 Baseball Schedule	65
All-Conference Softball	66
All-Conference Women's Soccer	67
All-Conference Women's Tennis	68
GCAC Champions 1981-2006	69
Thomas Howell Cup Champions 1986-2005	76
Schools Competing (By Sport)	77
GCAC Honor Roll	78
GCAC 2006-2007 Calendar	82

GCAC: www.gcaconf.com

NAIA: (913) 791-0044
www.naia.org

HISTORY

The Gulf Coast Athletic Conference developed out of a series of meetings held over a period of almost four years. A number of private four-year schools in the Gulf Coast region with similar educational standards, enrollments, budgets, and athletic philosophies mutually felt the need for a conference.

In April and May, 1981, a constitution was developed, officers were elected and the decision was made to proceed with conference competition during the 1981-82 school year. Charter officers were Anthony M. Rachal, Jr., Xavier University, president; John Burton, Spring Hill College, vice-president; Mark Windham, Belhaven College, secretary-treasurer; and Thomas Howell, Louisiana College, commissioner. Charter members were Belhaven College of Jackson, Mississippi; Dillard University and Xavier University of New Orleans, Louisiana; Louisiana College of Pineville, Louisiana; Spring Hill College of Mobile, Alabama; Tougaloo College of Tougaloo, Mississippi; and William Carey University of Hattiesburg, Mississippi.

In August, 1981, the GCAC received recognition as an NAIA Affiliated Conference. The University of Mobile, Alabama was admitted in October, 1985, Southern University in New Orleans was granted admission in May, 1986, Loyola University was admitted in April, 1995, and Talladega College was admitted in April, 1999 and Louisiana State University-Shreveport became a member in April, 2000. In May 2000, Louisiana College and Belhaven College withdrew. In April, 2002, Belhaven College was re-admitted. In August, 2002, Talladega College withdrew. In 2005, Hurricane Katrina forced Dillard University and Xavier University to cancel all athletic competition for 2005-2006 and Loyola University and Southern University in New Orleans were able only to compete partially.

PAST PRESIDENTS

Anthony M. Rachal, Jr.	Xavier University	1981-82
John Burton	Spring Hill	1982-83
John Burton	Spring Hill	1983-84
Charles C. Teamer, Sr	Dillard University	1984-85
Milton Wheeler	William Carey	1985-86
Charles C. Teamer, Sr.	Dillard University	1986-87
Billy Allgood	Louisiana College	1987-88
Francis Garner	University of Mobile	1988-89
Artis Davenport	Southern University in N.O.	1989-90
Sr. Grace Mary Flickinger	Xavier University	1990-91
Charles C. Teamer, Sr.	Dillard University	1991-92
Felix James	Xavier University	1992-93
Bill Elder	University of Mobile	1993-95
Sr. Grace Mary Flickinger	Xavier University	1995-99
John Runda	University of Mobile	1999-01
Steve Knight	William Carey	2001-05
Craig Bogar	University of Mobile	2005

2007-2008

Gulf Coast Athletic Conference Officers

President: Steve Knight, William Carey University

Phone: 601-318-6301 Home: 601-268-7039
Fax: 601-318-6454 Email: sknight@wmcarey.edu

Vice President: Dennis Cousin, Xavier University

Phone: 504-520-7330 Home: 985-643-8185
Fax: 504-520-7934 Email: dcousin1@xula.edu

Secretary-Treasurer: Grace Beall

P.O. Box 515, Louisiana College Home: 318-473-1983
Pineville, LA 71359 Email: grace@gracebeall.com

Commissioner: Thomas Howell

Dept. of History Phone: 318-792-6368
William Jewell College Fax: (816) 415-6994
500 College Hill Office: (816) 415-7617
Liberty, MO 64068 Email: thomas_howell@gcaconf.com
OR howellt@william.jewell.edu

Conference Information Director: Chuck Knight

508 Cox Ave. Phone: 601-266-5952
Hattiesburg, MS 39402 Fax: 601-266-4104
Home: 601-264-5017
Email: chuckknight@gcaconf.com

Supervisors of Officials:

Men's Basketball

Bob Collins

2338 Farrell Circle
Gulfport, MS 39507
Phone: 228-896-7373
Fax: 228-604-1343

Women's Basketball

Greg Federico

131 Fernwood Dr.
Pass Christian, MS 39571
Phone: 504-887-3507
Fax: 504-887-8140
Home: 228-452-3564

Conference Faculty Athletic Rep: Sr. Grace Mary Flickinger, Xavier

Phone: 504-520-7526 Home: 504-482-0917
Fax: 504-520-7918 Email: gflickin@xula.edu

Conference Registrar: Carolyn Evans, Tougaloo College

Phone: 601-977-7765
Fax: 601-977-6164

Editor, GCAC Directory and Assistant Administrator: Robin Bunting

Phone: 318-487-7700 Email: bunting@lacollege.edu
Fax: 318-487-7288

GCAC Eligibility Committee

Sr. Grace Mary Flickinger	Xavier
Dr. Vincent Johnson	SUNO
Dr. Milton Wheeler	William Carey

Sports Committee Chairs

Men's Basketball	Michael Giorlando
Women's Basketball	Martha Gore-Algernon
M/W Cross Country / Track and Field	Chris Hughes
Baseball	Rocke Musgraves
Softball	Wendy Hogue
Golf	Terry Hopper
Men's Soccer	Nigel Boulton
Women's Soccer	Corey Rose
Men's & Women's Tennis	Alan Green
Volleyball	TBA



GCAC EXECUTIVE COMMITTEE

Belhaven	Dr. Westley Busbee, Jr.
Dillard	Dr. Randolph Peters
LSU-S	Dr. Terry G. Harris
Loyola University	Dr. Michael Giorlando
Mobile	Dr. John Runda
SUNO	Dr. Vincent Johnson
Spring Hill	Dr. James Larriviere
Tougaloo	Dr. Brian Anderson
William Carey	Coach Steve Knight
Xavier	Sr. Grace Mary Flickinger



BELHAVEN COLLEGE
 1500 Peachtree Street
 Jackson, MS 39202
 Athletic Phone: 601-968-5956
 Fax #: 601-965-7025
 www.belhaven.edu

Nickname: Blazers and Lady Blazers
Colors: Green & Gold
Enrollment: 1300
President: Dr. Roger Parrott
Fieldhouse: Heidelberg Gymnasium (seats 500)

Athletic Director	John Garvilla Phone: 601-965-5906 Email: jgarvilla@belhaven.edu
Associate Athletic Director	Marty Shirley Phone: 601-965-7013 Email: mshirley@belhaven.edu
Assistant to Athletic Director	Michelle Hatten Phone: 601-968-5956 Email: mhatten@belhaven.edu
Coaching Staff:	
Men's Basketball	Tom Kelsey Phone: 601-968-5936 Email: tkelsey@belhaven.edu
Women's Basketball	Billy Evans Phone: 601-968-8812 Email: bevans@belhaven.edu
Baseball	Hill Denson Phone: 601-968-8898 Email: hdenson@belhaven.edu
Baseball Assistant	Clay Smith Phone: 601-968-5984 Email: csmith@belhaven.edu
Softball	Rick Fremin, III Phone: 601-968-8768 Email: rfremin@belhaven.edu

Belhaven College

Men's Soccer

Marty Shirley

Phone: 601-965-7013
Email: mshirley@belhaven.edu

Women's Soccer

Corey Rose

Phone: 601-968-8708
Email: crose@belhaven.edu

Tennis (Men's & Women's)

Judy Chance

Phone: 601-968-8842
Email: jchance@belhaven.edu

Cross Country (Men's & Women's)

Christie Barber

Phone: 601-968-5985
Email: cbarber@belhaven.edu

Volleyball

Robert Frost

Phone: 601-968-8891
Email: rfrost@belhaven.edu

Golf (Men's and Women's)

TBA

Athletic Trainer

Jeff Martinez

Phone: 601-968-8789
Email: jmartinez@belhaven.edu

Sports Information Director

Bill Rhaly

Phone: 601-968-8765
Email: brhaly@belhaven.edu

Faculty Athletic Representative

Dr. Westley Busbee

Phone: 601-968-5982
Email: wbusbee@belhaven.edu

Registrar

Donna Weeks

Phone: 601-968-5922
Fax: 601-968-9998
Email: dweeks@belhaven.edu

Belhaven Men's Basketball Statistics

Player	GP	FG	PCT	3P	PCT	FT	PCT	PTS/AVG	REB/AVG	A	TO	ST
Hansberry	26	31-70	.443	7-29	.241	8-10	.800	77/3.0	43/1.7	13	18	5
Morrison	9	1-2	.500	0-0	.000	0-0	.000	2/0.2	1/0.1	1	2	0
McNutt	30	34-99	.343	12-47	.255	38-58	.655	118/3.9	60/2.0	76	48	36
Bailey	24	87-217	.401	15-50	.300	55-75	.733	244/10.2	70/2.9	69	60	25
Sullivan	27	110-223	.493	10-39	.256	32-49	.653	262/9.7	168/6.2	79	93	22
Walcott	11	39-85	.459	17-40	.425	17-21	.810	112/10.2	58/5.3	16	20	7
Loffton	11	2-7	.286	0-1	.000	1-2	.500	5/0.5	6/0.5	2	6	2
Miller	31	171-443	.386	89-266	.335	144-166	.867	575/18.5	170/5.5	83	82	42
Johnson, B.	27	216-448	.482	24-108	.222	132-179	.737	588/21.8	214/7.9	47	74	57
Johnson, R.	1	0-0	.000	0-0	.000	0-0	.000	0/0.0	0/0.0	0	0	0
Riggins	12	10-21	.476	0-1	.000	2-6	.333	22/1.8	15/1.3	2	3	2
Marion	29	53-117	.453	39-89	.438	24-27	.889	169/5.8	52/1.8	8	21	11
Holmes	3	0-0	.000	0-0	.000	0-0	.000	0/0.0	0/0.0	0	0	0
Burns	31	29-64	.453	0-0	.000	22-32	.688	80/2.6	87/2.8	7	38	12
Sturgis	30	30-65	.462	12-32	.375	15-21	.714	87/2.9	85/2.8	11	21	9

Belhaven Women's Basketball Statistics

Player	GP	FG	PCT	3P	PCT	FT	PCT	PTS/AVG	REB/AVG	A	TO	ST
Kirkwood	27	36-138	.261	8-48	.167	43-65	.662	123/4.6	86/3.2	90	85	33
Sticker	6	0-1	.000	0-1	.000	0-0	.000	0/0.0	1/0.2	1	1	0
Ward	29	18-48	.375	4-16	.250	6-14	.429	46/1.6	30/1.0	42	41	25
Dominio	20	6-25	.240	6-19	.316	2-5	.400	20/1.0	8/0.4	8	11	5
Cheeks	19	3-16	.188	1-11	.091	0-0	.000	7/0.4	4/0.2	4	6	0
Robinson	27	72-234	.308	11-48	.229	42-64	.656	197/7.3	78/2.9	33	54	34
Rogers	28	123-317	.388	56-150	.373	88-117	.752	390/13.9	119/4.3	71	121	64
Chapman	2	0-1	.000	0-0	.000	0-0	.000	0/0.0	0/0.0	0	0	0
Williams	29	78-163	.479	1-3	.333	39-72	.542	196/6.8	135/4.7	16	47	30
Hammack	11	2-8	.250	1-4	.250	2-2	1.00	7/0.6	0/0.0	2	2	1
Rule	14	6-15	.400	0-0	.000	2-7	.286	14/1.0	23/1.6	1	7	2
Stock	16	44-135	.326	17-61	.279	26-44	.591	131/8.2	56/3.5	61	35	21
Kirkwood	29	118-267	.442	0-2	.000	55-100	.550	291/10.0	141/4.9	33	52	35
Stringer	10	14-58	.241	6-23	.261	6-8	.750	40/4.0	26/2.6	8	11	15
Rose	15	10-24	.417	0-0	.000	2-4	.500	22/1.5	15/1.0	5	5	3
Dukes	27	111-238	.466	0-2	.000	71-104	.683	293/10.9	190/7.0	14	45	29
Brown	10	6-15	.400	0-1	.000	2-2	1.00	14/1.4	12/1.2	0	2	1
Roland	29	32-77	.416	0-0	.000	23-32	.719	87/3.0	75/2.6	3	25	8
Driver	4	1-3	.333	0-2	.000	2-2	1.00	4/1.0	0/0.0	0	0	1
McDaniel	4	0-3	.000	0-0	.000	0-0	.000	0/0.0	5/1.3	1	0	0



DILLARD UNIVERSITY
 2601 Gentilly Blvd.
 New Orleans, LA 70122
 Fax #: 504-816-4365
 www.dillard.edu

Nickname: Blue Devils, Lady Blue Devils
Colors: Royal Blue & White
Enrollment: 2000
President: Dr. Marvalene Hughes
Fieldhouse: A.W. Dent (seats 3500)

TEMPORARY ADDRESS: 1555 Poydras Street, 12th Floor
 New Orleans, LA 70112
 Fax #: 504-412-8274

Athletic Director

Kiki Barnes

Phone: 504-816-4752
 Email:

Coaching Staff:

Men's Basketball

Anthony Anderson

Phone: 504-816-4534

Women's Basketball

Kiki Barnes

Phone: 504-816-4752

Volleyball

TBA

Phone: 504-816-4003

Faculty Athletic Representative

Jana M. Smith

Phone: 504-816-4802
 Fax: 504-816-4381
 Email: jmeyers@dillard.edu

Registrar

Connie Seymor

Phone: 504-816-4683

Dillard Men's Basketball Statistics

Player	GP	FG	PCT	3P	PCT	FT	PCT	PTS/AVG	REB/AVG	A	TO	ST
Fletcher	24	164-419	.391	53-155	.342	111-136	.816	492/20.50	67/3.96	63	88	39
Jordan	14	94-173	.543	19-46	.413	37-51	.725	244/17.43	103/11.43	23	39	28
Meadors	27	114-223	.511	2-7	.286	56-100	.560	286/10.59	94/5.15	30	75	30
Wingate	28	88-233	.378	48-150	.320	27-43	.628	251/8.96	29/1.57	71	82	51
Manning	28	92-224	.411	4-19	.211	56-75	.747	244/8.71	78/4.82	59	90	24
Grove	19	43-139	.309	16-63	.254	20-34	.588	122/6.42	22/2.47	15	36	13
Mitchell	25	51-107	.477	2-6	.333	12-17	.706	116/4.64	28/2.36	11	24	14
Gibson	23	29-83	.349	23-61	.377	3-12	.250	84/3.65	25/1.30	10	18	10
Ross	28	38-90	.422	10-26	.385	13-21	.619	99/3.54	38/1.93	56	41	19
Hall	27	34-74	.459	0-1	.000	7-25	.280	75/2.78	82/5.00	14	33	18
Jones, E.	14	7-26	.269	4-12	.333	2-4	.500	20/1.43	10/1.14	24	33	13
Jones, B	5	2-4	.500	1-2	.500	1-2	.500	6/1.20	0/0.20	1	1	0
Barnes	16	5-17	.294	0-0	.000	2-7	.286	12/0.75	7/0.75	3	4	3

Dillard Women's Basketball Statistics

Player	GP	FG	PCT	3P	PCT	FT	PCT	PTS/AVG	REB/AVG	A	TO	ST
Bolton	28	118-354	.333	21-77	.273	95-143	.664	352/12.57	122/4.36	87	147	67
Nweke	29	142-290	.490	0-0	.000	50-94	.532	334/11.52	272/9.38	19	89	28
Marcial	28	101-267	.378	63-176	.358	20-31	.645	285/10.18	68/2.43	58	82	38
Reece	15	32-88	.364	14-38	.368	44-64	.688	122/8.13	41/2.73	29	44	33
Martin	15	45-132	.341	4-15	.267	11-19	.579	105/7.00	81/5.40	24	50	26
Green	29	65-154	.422	0-2	.000	46-63	.730	176/6.07	194/6.69	12	57	20
Lewis	29	57-149	.383	2-13	.154	34-54	.630	150/5.17	48/1.66	26	81	27
Arterberry	27	40-129	.310	6-23	.261	12-15	.800	98/3.63	46/1.70	51	87	17
Cage	14	18-49	.367	0-0	.000	10-14	.714	46/3.29	35/2.50	5	9	8
Vincent	29	25-85	.294	0-0	.000	18-29	.621	68/2.35	78/2.69	24	51	19
Troope	22	5-19	.263	0-1	.000	7-16	.438	17/0.77	33/1.50	11	32	9



LOUISIANA STATE UNIVERSITY IN SHREVEPORT

**One University Place
Shreveport, LA 71115**

Athletic Department: 318-798-4106

Fax #: 318-798-4179

www.lsus.edu

Nickname: Pilots

Colors: Gold & Navy Blue

Enrollment: 4200

President: Dr. Vincent J. Marsala

Fieldhouse: Health & Physical Education Building

Louisiana State University in Shreveport

Sports Information/Publicity

Allan Cantwell

Phone: 318-795-2475

Cell: 318-834-3727

Email: sports@lsus.edu

Faculty Athletic Representative

Dr. Terry G. Harris

Phone: 318-797-5368

Home: 318-797-2323

Email: tharris@lsus.edu

Registrar

Mickey Diez

Phone: 318-797-5112

Email: mdiez@lsus.edu

Athletic Director

Doug Robinson

Phone: 318-798-4107

Home: 318-797-7606

Email: drobinso@lsus.edu

Athletic Secretary

Sharon Bloxom

Phone: 318-797-5194

Email: sbloxom@lsus.edu

Coaching Staff:

Men's Basketball

Chad McDowell

Phone: 318-798-4110

Home: 318-207-2423

Email: cmcdowell@lsus.edu

Women's Basketball

Ronnie Howell

Phone: 318-798-4111

Home: 318-752-2946

Email: rhowell@lsus.edu

Baseball

Rocke Musgraves

Phone: 318-798-4106

Home: 318-219-0708

Email: rmusgrav@lsus.edu

Women's Soccer

Jed Jones

Phone: 318-797-5094

Home: 318-524-0520

Email: jjones@lsus.edu

LSU-S Men's Basketball Statistics

Player	GP	FG	PCT	3P	PCT	FT	PCT	PTS/AVG	REB/AVG	A	TO	ST
Porter	5	27-50	.540	12-25	.480	9-12	.750	75/15.0	13/2.6	3	6	4
Hughes	28	122-269	.454	19-48	.396	151-172	.878	414/14.8	114/4.1	153	98	52
Byrd	31	120-262	.458	42-119	.353	31-45	.689	313/10.1	143/4.6	67	58	35
White	8	6-14	.429	1-6	.167	6-9	.667	19/2.4	4/0.5	2	2	0
Garrett	23	20-65	.308	12-36	.333	9-19	.474	61/2.7	18/0.8	59	32	8
Harris	13	7-18	.389	0-0	.000	1-3	.333	15/1.2	23/1.8	1	5	0
Goff	7	1-3	.333	0-1	.000	4-7	.571	6/0.9	6/0.9	2	1	0
Simmons	30	66-150	.440	34-89	.382	21-26	.808	187/6.2	34/1.1	23	31	35
Cash	21	62-155	.400	11-29	.379	53-104	.510	188/9.0	115/5.5	67	55	48
Whittle	31	209-448	.467	49-154	.318	92-125	.736	559/18.0	206/6.6	66	72	30
Waffer	27	24-33	.727	0-1	.000	13-30	.433	61/2.3	48/1.8	1	10	3
Tyer	31	91-151	.603	15-35	.429	37-64	.578	234/7.5	212/6.8	67	50	23
Lincoln	6	1-4	.250	0-0	.000	1-5	.200	3/0.5	5/0.8	0	1	1
Morris	31	177-332	.533	0-3	.000	108-175	.617	462/14.9	281/9.1	35	63	15

LSU-S Women's Basketball Statistics

Player	GP	FG	PCT	3P	PCT	FT	PCT	PTS/AVG	REB/AVG	A	TO	ST
Allen	9	11-29	.379	0-2	.000	14-18	.778	36/4.0	17/1.9	14	22	10
Wilkerson	28	26-93	.280	12-64	.188	8-14	.571	72/2.6	30/1.1	103	51	21
Flowers	28	34-83	.410	8-20	.400	10-26	.385	86/3.1	46/1.6	42	43	32
Leonards	28	124-280	.443	2-18	.111	38-60	.633	288/10.3	168/6.0	96	66	39
Roche	26	39-162	.241	13-59	.220	22-33	.667	113/4.3	43/1.7	63	69	27
Fairley	28	30-76	.395	1-4	.250	11-17	.647	72/2.6	36/1.3	7	20	17
Kelly	28	126-319	.395	30-101	.297	50-72	.694	332/11.9	164/5.9	43	48	59
Cryer	28	113-256	.441	14-42	.333	89-109	.817	329/11.8	139/5.0	41	73	21
Joseph	28	74-157	.471	0-1	.000	52-81	.642	200/7.1	153/5.5	11	71	23
Sells	28	93-212	.439	0-0	.000	54-79	.684	240/8.6	139/5.0	13	42	27



LOYOLA UNIVERSITY
 6363 St. Charles Ave., Box 53
 New Orleans, LA 70118
 Fax #: 504-864-7380
 www.loyno.edu

Nickname: Wolfpack
Colors: Maroon & Gold
Enrollment: 5000
President: Rev. Kevin Wildes, S.J.
Fieldhouse: The Den (Loyola Sports Complex)

Athletic Director

Dr. Michael Giorlando

Phone: 504-864-7711
 Home: 225-761-7778
 Email: giorland@loyno.edu

Associate Athletic Director

Brett Simpson

Phone: 504-864-7396
 Home: 504-258-7857
 Email: bsimpson@loyno.edu

Assistant Athletic Director

DoBee Plaisance

Phone: 504-864-7577
 Home: 504-371-7171
 Email: mplaisan@loyno.edu

Michael "Doc" Beeman

Phone: 504-864-7392
 Email: dbeeman@loyno.edu

Administrative Assistant

Doris Bordelon

Phone: 504-864-7225
 Email: dsbordel@loyno.edu

Coaching Staff:

Men's Basketball

Dr. Michael Giorlando

Phone: 504-864-7711
 Home: 225-761-7778
 Email: giorland@loyno.edu

Loyola University

Women's Basketball

DoBee Plaisance

Phone: 504-864-7577
 Home: 504-371-7171
 Email: mplaisan@loyno.edu

Baseball

Michael "Doc" Beeman

Phone: 504-864-7392
 Email: dbeeman@loyno.edu

Track/Cross Country (Men's & Women's)

Al Seither

Phone: 504-864-7395
 Home: 985-892-6334
 Email: aseither@loyno.edu

Women's Soccer

David Poggi

Phone: 504-864-7398
 Email: poggi@loyno.edu

Volleyball

Thomas Harold

Phone: 504-864-7397
 Home: 504-833-5995
 Email: tharold@loyno.edu

Sports Information Director

Brett Simpson

Phone: 504-864-7396
 Home: 504-258-7857
 Email: bsimpson@loyno.edu

Faculty Athletic Representative

Dr. Kate Adams

Phone: 504-865-3841
 Fax: 504-865-2294
 Email: kadams@loyno.edu

Registrar

Kathy Gros

Phone: 504-865-3552
 Email: kgros@loyno.edu

Loyola University Men's Basketball Stats

Player	GP	FG	PCT	3P	PCT	FT	PCT	PTS/AVG	REB/AVG	A	TO	ST
Zumo	29	148-333	.444	88-183	.481	97-121	.802	481/16.59	80/2.76	39	88	26
Faranda	21	91-170	.535	1-1	1.000	72-114	.632	255/12.14	133/6.33	21	51	10
Beaulieu	29	76-210	.362	14-58	.241	101-147	.687	267/9.21		92	78	37
Bunn	29	89-217	.410	35-111	.315	45-62	.726	258/8.90	54/1.86	71	63	38
Wurts	27	61-103	.592	0-4	.000	50-72	.694	172/6.37	66/2.44	30	42	7
Tuszynski	28	57-111	.514	0-0	.000	24-41	.585	138/4.93	116/4.14	20	26	22
Strickland	29	43-92	.467	0-3	.000	25-39	.641	111/3.83	62/2.14	12	25	11
Bennett	28	27-105	.257	13-59	.220	34-43	.791	101/3.61	33/1.18	30	44	10
McCabe	25	14-38	.368	10-23	.435	8-11	.727	46/1.84	33/1.32	18	29	7
Curtin	25	14-34	.412	0-1	.000	5-16	.313	33/1.32	36/1.44	12	18	5
McGovern	24	5-11	.455	0-0	.000	3-5	.600	13/0.54	15/0.63	5	7	1
Boyd	9	0-3	.000	0-0	.000	2-2	1.000	2/0.22	1/0.11	0	0	0
Colombo	6	0-1	.000	0-0	.000	0-0	.000	0/0.00	1/0.17	1	1	0
Bradberry	1	0-0	.000	0-0	.000	0-0	.000	0/0.00	0/0.00	0	0	0

Loyola University Women's Basketball Stats

Player	GP	FG	PCT	3P	PCT	FT	PCT	PTS/AVG	REB/AVG	A	TO	ST
Smith, Trenese	34	160-376	.426	59-135	.437	220-297	.741	599/17.62	200/5.88	53	92	68
Smith, Trenell	34	155-292	.531	22-61	.361	140-202	.693	472/13.88	176/5.18	129	146	64
Schork	34	121-414	.292	96-347	.277	43-57	.754	381/11.21	94/2.77	85	126	54
Holland	28	77-211	.365	18-74	.243	32-43	.744	204/7.29	181/6.46	107	79	56
Rigg	34	97-211	.460	0-0	.000	44-77	.571	238/7.00	139/4.09	24	59	23
Mainguy	34	62-145	.428	5-27	.185	32-53	.604	161/4.74	167/4.91	45	50	45
Milton	33	52-106	.491	2-11	.182	41-59	.695	147/4.46	55/1.67	10	54	8
Blanchard	34	34-102	.333	26-74	.351	5-13	.385	99/2.91	32/.94	8	15	15
Mballow	24	14-32	.438	0-0	.000	9-19	.474	37/1.54	24/1.00	1	18	1
Hernandez	31	11-47	.234	10-41	.244	0-4	.000	32/1.03	13/.42	12	9	8
Scott	16	2-9	.222	2-4	.500	3-6	.500	9/.56	5/.31	4	6	2



UNIVERSITY OF MOBILE
 5735 College Parkway
 Mobile, AL 36613
 Fax #: 251-442-2499 or 251-442-2564
 www.umobile.edu

Nickname: Rams
Colors: Maroon & White
Enrollment: 2000
President: Dr. Mark Foley
Fieldhouse: H. Austill Pharr (Seats 1500)

Athletic Director

Dr. John Runda
 Phone: 251-442-2279
 Cell: 251-978-8533
 Home: 251-987-5111
 Email: jarunda@gulftel.com

Secretary

Kasie Person
 Phone: 251-442-2563
 Fax: 251-442-2564
 Email: kasiep@mail.umobile.edu

Coaching Staff:

Men's Basketball

Joe Niland
 Phone: 251-442-2288
 Home: 251-661-4743
 Email: jnmobile@hotmail.com

Assistant

Eddie Timmons
 Phone: 251-442-2399

Women's Basketball

Martha Gore-Algernon
 Phone: 251-442-2260
 Cell: 251-533-6080
 Home: 251-675-2775
 Email: goremartha@hotmail.com

Assistant

Michael Berry
 Phone: 251-442-2400
 Cell: 251-545-6323
 Email: coachberry@usa.com

University of Mobile

Baseball

Mike Jacobs
 Phone: 251-442-2228
 Cell: 251-786-4000
 Home: 251-666-1775
 Email: mjacobs@mail.umobile.edu

Assistant

Jon Seymour
 Phone: 251-442-2306
 Email: jcs_17um@hotmail.com

Softball

Coby Mackin
 Phone: 251-442-2277
 Email: cmackin@mail.umobile.edu

Men's Soccer

Peter Fuller
 Phone: 251-442-2363
 Home: 251-679-7575
 Cell: 251-583-4711

Assistant

Brian Person
 Phone: 251-442-2397
 Home: 251-442-3743
 Email: bperson@mail.umobile.edu

Women's Soccer

Uwe Tittl
 Phone: 251-442-2364
 Cell: 251-895-1741
 Email: utitl@mail.umobile.edu

Men's Golf

Terry Hopper
 Phone: 251-442-2258
 Home: 251-675-4694
 Email: mobilegolf@hotmail.com

Women's Golf

Maggie Kendall
 Email: mags2021@hotmail.com

Women's Tennis

Uwe Tittl
 Phone: 251-442-2364
 Cell: 251-895-1741
 Email: utitl@mail.umobile.edu

University of Mobile

Volleyball

Jon Campbell

Phone: 251-442-2369
 Cell: 251-610-1166
 Home: 251-675-8930
 Email: jcampbell@mail.umobile.edu

Assistant

Amber Campbell

Head Trainer

Jinni Frisbey

Phone: 251-442-2361
 Cell: 251-454-8283
 Email: jinnif@mail.umobile.edu

Assistant

Melissa Thomas

Phone: 251-442-2561
 Cell: 251-604-4269
 Email: melissat@mail.umobile.edu

Sports Information/Publicity

Matthew Hicks

Phone: 251-442-2264
 Cell: 251-605-5887
 Fax: 251-442-2499
 Email: mhicks@mail.umobile.edu

Faculty Athletic Representative

Kathy Dunning

Phone: 251-442-2281
 Email: kdunning@mail.umobile.edu

Registrar

Donald Berry

Phone: 251-442-2203
 Fax: 251-442-2505
 Email: donaldb@mail.umobile.edu

University of Mobile Men's Basketball Statistics

Player	G	FG	PCT	3P	PCT	FT	PCT	PTS/AVG	REB/AVG	A	TO	ST
Fitzgerald	33	180-318	.566	25-59	.424	58-93	.624	443/13.42	123/3.73	76	87	53
Jones	33	169-313	.540	22-70	.314	65-105	.619	425/12.88	213/6.46	64	70	49
Rubin	33	132-290	.455	6-17	.353	85-147	.578	355/10.76	163/4.94	39	68	53
Yeager	33	108-279	.387	58-174	.333	24-27	.889	298/9.03	67/2.03	18	42	29
Pellam	31	87-196	.444	23-76	.303	52-70	.743	249/8.03	158/5.10	44	61	28
Moreaux	33	52-116	.448	14-41	.341	82-109	.752	200/6.06	68/2.06	98	87	33
Spencer	33	56-120	.467	16-35	.457	27-64	.422	155/4.70	40/1.21	73	63	22
Price	26	34-65	.523	0-3	.000	19-26	.731	87/3.35	67/2.58	4	23	11
Singleton	8	8-27	.296	5-22	.227	3-5	.600	24/3.00	4/0.50	2	5	4
Sims	33	22-42	.524	0-1	.000	14-22	.636	58/1.76	38/1.15	2	28	3
Lazic	24	12-28	.429	0-0	.000	3-7	.429	27/1.13	25/1.04	2	19	4
Burden	18	1-5	.200	1-4	.250	4-6	.667	7/0.39	6/0.33	9	11	2

University of Mobile Women's Basketball Statistics

Player	G	FG	PCT	3P	PCT	FT	PCT	PTS/AVG	REB/AVG	A	TO	ST
Leary	32	176-313	.562	0-1	.000	80-109	.734	432/13.50	216/6.75	58	102	41
Ledwaba	32	155-336	.461	4-21	.190	80-134	.597	394/12.31	277/8.66	58	1.26	55
Goodly	31	100-219	.457	18-57	.316	42-65	.646	260/8.39	109/3.52	64	86	56
Bounds	31	99-236	.419	6-34	.176	53-68	.779	257/8.29	84/2.71	54	83	66
Campbell	31	68-172	.395	28-67	.418	22-30	.733	186/6.00	54/1.74	57	67	39
Rose	26	46-112	.411	28-71	.394	22-25	.880	142/5.46	71/2.73	30	50	14
Kostandinovic	25	51-123	.415	2-5	.400	21-25	.840	125/5.00	53/2.12	36	31	28
McIntosh	31	63-134	.470	0-0	.000	18-35	.514	144/4.65	108/3.48	21	55	13
Ford	26	42-93	.452	2-9	.222	9-18	.500	95/3.65	49/1.89	33	45	21
Williams, L.	25	26-77	.338	3-20	.150	19-32	.594	74/2.96	41/1.64	41	42	23
Prestenbach	19	16-27	.593	8-16	.500	5-6	.833	45/2.37	10/0.53	6	13	4
Newman	20	12-28	.429	8-20	.400	0-0	.000	32/1.60	6/0.30	5	10	4
Raatikka	17	8-22	.364	0-0	.000	9-27	.333	25/1.47	38/2.24	10	24	14
Guy	5	2-8	.250	1-3	.333	0-0	.000	5/1.00	1/0.20	0	2	1
Williams, J	7	0-3	.000	0-1	.000	0-0	.000	0/0.00	0/0.00	2	1	1



SOUTHERN UNIVERSITY IN NEW ORLEANS
6400 Press Drive
New Orleans, LA 70126
Fax #: 504-284-5520
www.suno.edu

Nickname: SUNO Knights
Colors: Blue & Gold
Enrollment: 3600
Chancellor: Dr. Victor Ukpolo

TEMPORARY ADDRESS: 6801 Press Drive
New Orleans, LA 70126

Athletic Director

Elston King
 Phone: 504-286-5197

Coaching Staff:

Men's Basketball

Marco Bourne
 Phone: 504-286-5192

Women's Basketball

Elston King
 Phone: 504-286-5197
 Home: 504-948-2489

**Cross Country and Track
 (Men and Women)**

Stephanie Minto
 Phone: 504-286-5332

Sports Information/Publicity

Each coach is responsible

Faculty Athletic Representative

Dr. Vincent Johnson
 Phone: 504-286-5141
 Fax: 504-284-5512
 Email: vjohnson@suno.edu

Registrar

Gladys Allen
 Phone: 504-286-5320
 Email: gallen@suno.edu

SUNO Men's Basketball Statistics

Player	GP	FG	PCT	3P	PCT	FT	PCT	PTS/AVG	REB/AVG	A	TO	ST
Thomas	23	137-249	.550	3-10	.300	64-108	.593	341/14.83	114/4.96	81	112	30
Scott	20	106-240	.442	28-82	.341	45-56	.804	285/14.25	79/3.95	32	43	39
Perry	21	76-197	.386	20-74	.270	84-123	.683	256/12.19	72/3.43	68	50	48
Jordan	9	40-76	.526	3-10	.300	17-24	.708	100/11.11	36/4.00	4	23	8
Hudson	11	53-86	.616	0-0	.000	15-67	.224	121/11.00	106/9.64	11	26	15
Chaney	22	66-145	.455	46-96	.479	26-39	.667	204/9.27	54/2.46	18	23	29
Hanna	19	65-109	.596	0-2	.000	20-32	.625	150/7.90	72/3.79	30	39	12
Harris	18	34-75	.453	0-1	.000	30-48	.625	98/5.44	82/4.56	5	29	10
Haywood	4	7-14	.500	0-0	.000	2-2	1.000	16/4.00	7/1.75	4	3	2
Stallings	2	3-11	.273	0-0	.000	2-3	.667	8/4.00	2/1.00	2	0	0
Coleman	21	25-52	.481	1-6	.167	15-20	.750	66/3.14	64/3.05	9	27	13
Dennard	5	0-7	.000	0-4	.000	0-1	.000	0/0.00	13/2.60	10	15	6

SUNO Women's Basketball Statistics

Player	GP	FG	PCT	3P	PCT	FT	PCT	PTS/AVG	REB/AVG	A	TO
Marshall	21	109-334	.326	27-102	.265	57-105	.543	302/14.38	168/8.00	43	80
Hearn	20	84-232	.362	1-4	.250	88-141	.624	257/12.85	99/4.95	86	62
Johnson	22	68-145	.469	3-7	.429	38-63	.603	177/8.05	79/3.59	30	61
Varcise	22	57-137	.416	6-32	.188	32-50	.640	152/6.91	9/0.41	9	21
Leonard	22	52-143	.364	0-0	.000	41-65	.631	145/6.59	26/2.36	5	49
Hampton	18	42-121	.347	16-40	.400	18-32	.563	118/6.56	39/2.17	17	28
Smith	13	21-44	.477	0-0	.000	9-18	.500	51/3.92	87/6.69	24	29
Edwards	22	27-67	.403	0-0	.000	30-44	.682	84/3.82	67/3.05	1	20
Jack	18	20-61	.328	5-16	.313	6-10	.600	51/2.83	14/0.78	3	13
Leonard	11	5-17	.294	0-0	.000	4-7	.571	14/1.27	26/2.36	5	49
Ambrose	4	1-5	.200	0-0	.000	1-3	.333	3/0.75	5/1.25	0	1
Pollard	5	1-6	.167	0-0	.000	0-0	.000	2/0.40	9/1.80	2	0



SPRING HILL COLLEGE

4000 Dauphin Street
Mobile, AL 36608-0220

Athletic Department: 251-380-3485

Fax #: 251-460-2196
www.shc.edu

Nickname: Badgers, Lady Badgers

Colors: Purple & White

Enrollment: 1200

President: Fr. Gregory F. Lucey, S.J.

Fieldhouse: Outlaw Recreation Center (2,000)

Athletic Director

Scott Westbrook

Phone: 251-380-3491
Email: swestbrook@shc.edu

Assistant Athletic Director

Bill Hood

Phone: 251-380-4461
Email: gwhood@shc.edu

Athletic Secretary

Sharon Jones

Phone: 251-380-3485
Email: sljones@shc.edu

Coaching Staff:

Men's Basketball

Robert Thompson

Phone: 251-380-4460
Email: rthompson@shc.edu

Women's Basketball

Robin Jeffries

Phone: 251-380-3488
Email: rjeffries@shc.edu

Baseball

Frank Sims

Phone: 251-380-3486
Email: fsims@shc.edu

Cross Country

(Men's & Women's)

Chris Hughes

Phone: 251-380-2292
Email: chughes@shc.edu

Spring Hill College

Golf (Men's & Women's)

Steve Hodges

Phone: 251-380-4659
Email: shodges@shc.edu

Soccer (Men's & Women's)

Adam Pearce

Phone: 251-380-4475
Email: apearce@shc.edu

Tennis (Men's & Women's)

Randall Guest

Phone: 251-380-3491
Email: rguest@shc.edu

Softball

Alison Cook

Phone: 251-380-3489
Email: acook@shc.edu

Volleyball

TBA

Phone: 251-380-4475

Sports Information/Publicity

Mandy Brown

Phone: 251-380-4468
Email: abrown@shc.edu

Faculty Athletic Representative

Dr. James Larriviere

Phone: 251-380-4453
Fax: 251-460-2178
Email: jlarriviere@shc.edu

Registrar

Stuart Moore

Phone: 251-380-2240
Email: smoore@shc.edu

Spring Hill College Men's Basketball Statistics

Player	GP	FG	PCT	3P	PCT	FT	PCT	PTS/AVG	REB/AVG	A	TO	ST
Zieman	27	14-31	.452	5-13	.385	7-9	.778	40/1.5	50/1.9	77	47	15
Murray	27	42-76	.553	3-7	.429	32-53	.604	119/4.4	66/2.4	124	52	14
Fox	7	3-4	.750	0-0	.000	3-5	.600	9/1.3	4/0.6	0	1	1
Woolridge	27	130-265	.491	62-140	.443	54-60	.900	376/13.9	120/4.4	49	39	23
Coleman	27	76-161	.472	48-117	.410	7-8	.875	207/7.7	46/1.7	51	25	16
Price	27	130-258	.504	39-81	.481	84-116	.724	383/14.2	106/3.9	78	68	22
Ezekwe	27	103-194	.431	20-49	.408	104-140	.743	330/12.2	134/5.0	48	62	29
Covington	26	112-254	.441	16-59	.271	87-123	.707	327/12.6	163/6.3	43	54	14
McNally	26	63-124	.508	0-3	.000	20-43	.465	146/5.6	99/3.8	11	31	10
Gardner	4	9-13	.692	0-1	.000	6-6	1.00	24/6.0	7/1.8	2	2	0
Bajos	4	2-5	.400	2-2	1.00	2-2	1.00	8/2.0	4/1.0	1	1	0
Crawford	27	25-45	.556	0-3	.000	19-32	.594	69/2.6	35/1.3	7	19	6
Forshier	13	8-21	.381	6-18	.333	0-0	.000	22/1.7	5/0.4	8	3	4

Spring Hill College Women's Basketball Statistics

Player	GP	FG	PCT	3P	PCT	FT	PCT	PTS/AVG	REB/AVG	A	TO	ST
Belton	27	50-177	.282	18-80	.225	38-58	.655	156/5.8	66/2.4	53	70	31
Ybarra	21	10-30	.333	3-12	.250	3-4	.750	26/1.2	7/0.3	6	5	4
Collins	7	1-4	.250	0-0	.000	0-0	.000	2/0.3	1/0.1	2	2	2
Forbes	27	131-255	.514	7-25	.280	57-101	.564	326/12.1	173/6.4	42	79	26
Braswell	18	6-15	.400	1-3	.333	1-2	.500	14/0.8	6/0.3	3	6	3
Rodriguez	27	125-241	.519	21-50	.420	108-137	.788	379/14.0	145/5.4	94	103	44
Hollis	1	0-0	.000	0-0	.000	0-0	.000	0/0.0	0/0.0	0	1	0
Shields	27	82-169	.485	2-8	.250	34-50	.680	200/7.4	114/4.2	21	77	24
Wollett	26	6-26	.231	2-12	.167	11-17	.647	25/1.0	42/1.6	18	27	14
Boykin	27	27-69	.391	9-33	.273	13-18	.722	76/2.8	21/0.8	19	39	4
Aucoin	25	55-139	.396	26-71	.366	23-35	.657	159/6.4	81/3.2	49	57	11
Hicks	27	28-86	.326	4-17	.235	9-14	.643	69/2.6	57/2.1	22	34	21
Hargrave	27	16-64	.250	1-8	.125	5-9	.556	38/1.4	33/1.2	11	27	8
Parker	8	5-17	.294	0-0	.000	2-5	.400	12/1.5	16/2.0	5	8	2
Harvey	2	1-3	.333	0-0	.000	0-0	.000	2/1.0	0/0.0	0	1	0

TOUGALOO COLLEGE
 500 West County Line Rd
 Tougaloo, MS 39174
 Fax #: 601-977-4497
 www.tougaloo.edu



Nickname: Bulldogs, Lady Bulldogs
Colors: Royal Blue & Scarlet Red
Enrollment: 1000

President: Dr. Beverly Hogan

Fieldhouse: George A & Ruth B. Owens Health & Wellness Center (Seats 2500)

Athletic Director

Dr. James C. Coleman

Phone: 601-977-7809

Email: jcoleman@tougaloo.edu

Assistant Athletic Director

Lafayette Stribling

Phone: 601-977-6170

Coaching Staff:

Men's Basketball

Lafayette Stribling

Phone: 601-977-6170

Assistant

Harvey Wardell

Phone: 601-977-6162

Email: hwardell@tougaloo.edu

Women's Basketball

Josette Barton

Phone: 601-977-6171

Email: jbarton@tougaloo.edu

Assistant

Lee Payton

Phone: 601-977-4479

Baseball

Earl Sanders

Phone: 601-977-6186

Email: esanders@tougaloo.edu

Cross Country

Harvey Wardell (Men's)

Phone: 601-977-6162

Josette Barton (Women's)

Phone: 601-977-6171

Golf

Clarence Hogan

Phone: 601-291-9578

Tougaloo College

Tennis

Curtis Shaw

Phone: 601-977-7719
Email: cshaw@tougaloo.edu

Sports Information/Publicity

Markeshia Jiles

Phone: 601-977-6161
Email: mjiles@tougaloo.edu

Faculty Athletic Representative

Dr. Marilyn Houston-Coleman

Phone: 601-977-7745
Email: mhcoleman1999@yahoo.com

Registrar

Carolyn Evans

Phone: 601-977-7765

Tougaloo College Men's Basketball Statistics

Player	GP	FG	PCT	3P	PCT	FT	PCT	PTS/AVG	REB/AVG	A	TO	ST
Jones, D.	4	5-14	.357	0-0	.000	4-6	.667	14/3.5	16/4.0	0	2	2
Jones, W.	10	7-22	.318	0-0	.000	8-22	.364	22/2.2	34/3.4	13	24	5
Reed	6	1-2	.500	0-0	.000	0-2	.000	2/0.3	0/0.0	0	3	0
Hodges	30	74-183	.404	19-78	.244	30-50	.600	197/6.6	82/2.7	34	29	28
Marks	7	2-4	.500	0-0	.000	0-0	.000	4/0.6	4/0.6	0	2	0
Hall	16	11-49	.224	1-9	.111	8-10	.800	31/1.9	27/1.7	6	9	4
Caston	30	73-199	.367	19-85	.224	99-135	.733	264/8.8	66/2.2	137	71	61
Reed	12	1-4	.250	0-0	.000	12-18	.667	14/1.2	2/0.2	6	3	0
McCoy	30	197-397	.484	51-172	.297	96-150	.640	531/17.7	173/5.8	98	85	52
Harris	30	145-296	.490	19-61	.311	97-133	.729	406/13.5	168/5.6	26	34	33
Davis	30	66-192	.344	36-120	.300	25-38	.658	193/6.4	41/1.4	32	35	29
White	24	14-39	.359	4-10	.400	3-12	.250	35/1.5	34/1.4	5	5	8
Calvert	28	84-162	.519	11-34	.324	30-51	.588	209/7.5	138/4.9	7	28	15
Brown	15	8-11	.727	0-0	.000	0-5	.000	16/1.1	16/1.1	0	3	0
Simmons	18	143-289	.495	51-128	.398	89-126	.706	426/23.7	127/7.1	41	43	42

Tougaloo College Women's Basketball Statistics

Player	GP	FG	PCT	3P	PCT	FT	PCT	PTS/AVG	REB/AVG	A	TO	ST
Mitchell	1	0-0	.000	0-0	.000	0-0	.000	0/0.0	0/0.0	0	0	0
Coleman	12	28-64	.438	3-13	.231	11-14	.786	70/5.8	30/2.5	24	29	14
Carter	15	36-95	.379	7-35	.200	31-46	.674	110/7.3	37/2.5	68	51	24
Johnson	28	41-137	.299	25-92	.272	10-19	.526	117/4.2	39/1.4	64	63	33
Naylor	11	13-36	.361	2-8	.250	7-10	.700	35/3.2	11/1.0	10	10	8
Austin	27	24-76	.316	0-6	.000	5-7	.714	53/2.0	38/1.4	6	13	13
Taylor	28	75-205	.366	13-51	.255	49-95	.516	212/7.6	87/3.1	87	93	51
McElroy	28	88-177	.497	2-3	.667	52-92	.565	230/8.2	176/6.3	12	28	16
Lindsay	28	100-305	.328	53-170	.312	32-55	.582	285/10.2	74/2.6	60	91	26
Jackson	26	27-62	.435	0-3	.000	11-22	.500	65/2.5	58/2.2	30	39	22
Smith	28	171-342	.500	5-21	.238	82-120	.683	429/15.3	238/8.5	25	39	28
Mitchell	26	30-59	.508	0-0	.000	16-32	.500	76/2.9	66/2.5	2	14	3
Barnes	28	52-171	.304	4-16	.250	23-44	.523	131/4.7	138/4.9	8	43	20



WILLIAM CAREY UNIVERSITY
 498 Tuscan Avenue
 Hattiesburg, MS 39401-5461
 Fax #: 601-318-6550
 www.wmcarey.edu

Nickname: Crusaders, Lady Saders
Colors: Red, White & Black
Enrollment: 2700
President: Dr. Tommy King

Gulfport
 1856 Beach Drive

New Orleans
 3939 Gentilly Blvd.

Athletic Director

Steve Knight
 Phone: 601-318-6415
 Cell: 601-549-7626
 Home: 601-268-7039
 Email: sknight@wmcarey.edu

Administrative Assistant

Regina Knight
 Phone: 601-318-6588
 Home: 601-268-7039
 Email: rknight@wmcarey.edu

Coaching Staff:

Men's Basketball

Assistant

Steve Knight
 Phone: 601-318-6415
 Home: 601-268-7039
 Email: sknight@wmcarey.edu

Tracy English
 Phone: 601-318-6111
 Home: 601-261-2441
 Email: tenglish@wmcarey.edu

William Carey University

Women's Basketball

Assistant

Tracy English
 Phone: 601-318-6111
 Home: 601-261-2441
 Fax: 601-318-6200
 Email: tenglish@wmcarey.edu

D. J. Pulley
 Phone: 601-318-6771
 Cell: 601-270-7592
 Fax: 601-318-6200

Baseball

Assistant

Bobby Halford
 Phone: 601-318-6110
 Home: 601-264-1550
 Fax: 601-318-6550
 Email: bhalford@wmcarey.edu

Softball

Assistant

Jeff Long
 Phone: 601-318-6612
 Email: jlong@wmcarey.edu

Wendy Hogue
 Phone: 601-318-6551
 Home: 601-583-4111
 Fax: 601-318-6770
 Email: whogue@wmcarey.edu

Soccer (Men's)

Craig Fletcher
 Phone: 601-318-6551
 Email: cfletcher@wmcarey.edu

Nigel Boulton
 Phone: 601-318-6401
 Home: 601-261-3027
 Fax: 601-318-6770
 Email: nboulton@wmcarey.edu

Soccer (Women's)

Danny Owens
 Phone: 601-318-6589
 Fax: 601-318-6770
 Email: dowens@wmcarey.edu

Men's Golf

D. J. Pulley
 Phone: 601-318-6771
 Cell: 601-270-7592
 Email: djpulley@wmcarey.edu

William Carey University

Sports Information/Publicity

D. J. Pulley
 Phone: 601-318-6771
 Cell: 601-270-7592
 Fax: 601-318-6200
 Email: djpulley@wmcarey.edu

Faculty Athletic Representative

Dr. E. Milton Wheeler
 Phone: 601-318-6165
 Home: 601-268-3126
 Fax: 601-318-6454
 Email: mwheeler@wmcarey.edu

Registrar

TBA
 Phone: 601-318-6195
 Fax: 601-318-6196

William Carey University Men's Basketball Statistics

Player	GP	FG	PCT	3P	PCT	FT	PCT	PTS/AVG	REB/AVG	A	TO	ST
Eberle	30	46-87	.529	0-0	.000	19-31	.613	111/3.7	104/3.5	5	27	6
Fletcher	30	78-182	.429	66-156	.423	61-75	.813	283/9.4	51/1.7	29	41	38
Openshaw	29	13-27	.481	9-16	.563	0-0	.000	35/1.2	15/0.5	12	13	4
Chambers	1	0-0	.000	0-0	.000	0-0	.000	0/0.0	0/0.0	0	1	0
Lockhart	20	8-31	.258	3-12	.250	3-8	.375	22/1.1	11/0.6	5	16	3
Singleton	30	214-523	.409	63-178	.354	251-318	.789	742/24.7	153/5.1	190	137	50
Lewis	30	30-51	.588	0-0	.000	17-35	.486	77/2.6	45/1.5	14	12	9
Holder	30	141-257	.54*9	17-46	.370	96-136	.706	395/13.2	212/7.1	54	76	43
Merrit	15	2-14	.143	2-9	.222	0-0	.000	6/0.4	8/0.5	2	3	1
Cheairs	30	139-285	.488	26-102	.255	112-149	.752	416/13.9	169/5.6	56	55	42
Robichaux	18	5-15	.333	1-6	.167	2-8	.250	13/0.7	10/0.6	2	4	2
Leslie	26	109-204	.534	16-35	.457	78-110	.709	312/12.0	142/5.5	27	47	19
Martin	18	4-14	.286	3-9	.333	3-6	.500	14/0.8	8/0.4	1	6	2

William Carey University Women's Basketball Statistics

Player	GP	FG	PCT	3P	PCT	FT	PCT	PTS/AVG	REB/AVG	A	TO	ST
Hartfield	22	37-89	.416	8-19	.421	17-40	.425	99/4.5	84/3.8	11	33	13
Smith	25	55-183	.301	21-78	.269	60-84	.714	191/7.6	60/2.4	46	50	33
Parker	25	33-94	.351	21-61	.344	16-21	.762	103/4.1	48/1.9	10	28	12
Evans	25	74-210	.352	24-103	.233	40-62	.645	212/8.5	112/4.5	58	85	52
Pendarvis	24	39-119	.328	2-9	.222	25-38	.658	105/4.4	56/2.5	46	58	24
Cyprien	25	68-145	.469	2-10	.200	44-58	.759	182/7.3	143/5.7	51	60	47
Bush	18	6-26	.231	6-23	.261	7-10	.700	25/1.4	8/0.4	4	10	0
Jackson	25	33-91	.363	6-25	.240	27-41	.659	99/4.0	28/1.1	29	42	14
Holloway	4	5-15	.333	2-10	.200	7-9	.778	19/4.8	5/1.3	2	11	5
Johnson	19	5-16	.313	1-5	.200	1-4	.250	12/0.6	11/0.6	5	14	5
Ladner	2	0-0	.000	0-0	.000	0-0	.000	0/0.0	0/0.0	0	1	0
Newsome	25	67-126	.532	0-0	.000	58-84	.690	192/7.7	147/5.9	17	39	16
Blackledge	24	90-184	.489	0-0	.000	48-71	.676	228/9.5	126/5.3	12	46	8
Gilmore	23	21-58	.362	17-49	.347	0-0	.000	59/2.6	23/1.0	7	20	4



XAVIER UNIVERSITY OF LOUISIANA

1 Drexel Drive
New Orleans, LA 70125
Fax #: 504-520-7934
www.xula.edu

Nickname: Gold Rush, Gold Nuggets
Colors: Gold & White
Enrollment: 3900
President: Dr. Norman C. Francis
Fieldhouse: The Barn (Seats 1200)

Athletic Director

Dennis Cousin

Phone: 504-520-7330
Home: 985-643-8185
Email: dcousin1@xula.edu

Athletic Administrative Assistant II

Alma Henderson

Phone: 504-520-7229
Email: ahenders@xula.edu

Coaching Staff:

Men's Basketball

Dannton Jackson

Phone: 504-520-5448
Home: 504-482-8483
Email: djackson@xula.edu

Women's Basketball

Robert Browder

Phone: 504-520-7333
Email: dbrowder@xula.edu

Assistant

Darrilyn Broussard

Phone: 504-520-7513
Home: 504-361-1444
Email: dbrouss1@xula.edu

Xavier University

Cross Country and Track

(Men's and Women's)

Tennis (Men's and Women's)

Joseph Moses

Phone: 504-520-5007

Alan Green

Phone: 504-520-5008

Sports Information/Publicity

TBA

Phone: 504-520-5707

Fax: 504-520-7983

Head Athletic Trainer

Kris Turner

Phone: 504-520-6702

Email: kturner@xula.edu

Recreational Sports Director

Silas Steele

Phone: 504-520-7334

Home: 504-812-9275

Email: ssteele@xula.edu

Faculty Athletic Representative

Sr. Grace Mary Flickinger

Phone: 504-520-7526

Home: 504-482-0917

Fax: 504-520-7918

Email: gflickin@xula.edu

Registrar

Jo Ann Taylor (on medical leave)

Phone: 504-520-7599

Home: 504-482-2239

Email: jtaylor@xula.edu

Xavier Men's Basketball Statistics

Player	GP	FG	PCT	3P	PCT	FT	PCT	PTS/AVG	REB/AVG	A	TO	ST
Ruffin	22	6-19	.316	0-4	.0000	9-13	.692	21/1.0	21/1.0	21	20	12
Okoroha	32	131-220	.595	1-6	.167	74-116	.638	337/10.5	96/3.0	77	84	31
Stewart	32	148-374	.396	109-275	.396	133-154	.864	538/16.8	54/1.7	56	67	39
Olafioye	32	91-194	.469	20-75	.267	41-59	.695	243/7.6	87/2.7	21	45	23
Dumas	32	151-350	.431	29-74	.392	91-127	.717	422/13.2	98/3.1	195	120	98
DeRousselle	11	5-19	.263	2-8	.250	14-18	.778	26/2.4	16/1.5	14	14	6
Woods	32	45-105	.429	0-0		30-46	.652	120/3.8	98/3.1	8	30	9
Burgess	31	36-86	.419	0-0		33-60	.550	105/3.4	109/3.5	9	38	7
Kennedy	30	64-121	.529	0-1	.000	35-54	.648	163/5.4	117/3.9	12	36	14
Williams	29	90-198	.455	34-85	.400	65-93	.699	279/9.6	205/7.1	56	57	35
Prince	10	6-16	.375	0-0		2-2	1.000	14/1.4	13/1.3	1	3	2
Lewis	6	17-35	.486	0-0		10-18	.556	44/7.3	56/9.3	1	6	6

Xavier Women's Basketball Statistics

Player	GP	FG	PCT	3P	PCT	FT	PCT	PTS/AVG	REB/AVG	A	TO	ST
Robinson	11	21-66	.318	11-39	.282	12-18	.667	65/5.9	42/3.8	17	27	22
Whitmore	22	27-100	.270	4-25	.160	32-55	.582	90/4.1	54/2.5	55	62	19
Thompson	35	40-138	.290	20-66	.303	46-63	.730	146/4.2	109/3.1	101	112	85
Wise	35	43-156	.276	8-42	.190	22-39	.564	116/3.3	78/2.2	45	64	28
Cleaves	35	174-449	.388	88-235	.374	56-76	.737	492/14.1	151/4.3	69	93	74
Hamilton	1	3-6	.500	0-0	.000	2-4	.500	8/8.0	5/5.0	1	1	0
Hebert	34	51-175	.291	3-11	.273	41-69	.594	146/4.3	158/4.6	34	64	17
Browner	11	1-12	.083	1-3	.333	1-4	.250	4/0.4	6/0.5	3	10	1
Helaire	13	6-23	.261	1-5	.200	1-4	.250	14/1.1	16/1.2	7	21	8
Norris	14	33-85	.388	0-4	.000	35-52	.673	101/7.2	73/5.2	14	31	14
Matthews	35	156-365	.427	12-38	.316	74-120	.617	398/11.4	230/6.6	42	92	49
Moss	25	27-79	.342	0-2	.000	9-22	.409	63/2.5	50/2.0	8	19	8
Abernathy	33	36-102	.353	0-0	.000	11-31	.355	83/2.5	76/2.3	6	29	15
Muhammad	9	6-29	.207	1-8	.125	6-10	.600	19/2.1	23/2.6	6	18	4
Hawkins	30	21-66	.318	0-0	.000	15-21	.714	57/1.9	68/2.3	1	18	5
Turnbull	35	155-293	.529	0-0	.000	117-177	.661	427/12.2	270/7.7	15	65	34

2006-2007 Men's Basketball Team Statistics GCAC Standings

FINAL REGULAR SEASON STANDINGS Men's Basketball

Team	Conference Games					Overall Record				
	W	L	PCT	PF	PA	W	L	PCT	PF	PA
Xavier	13	5	.722	73.1	68.2	22	10	.688	72.3	67.9
Tougaloo	13	5	.722	82.3	74.5	17	13	.567	78.8	74.6
LSUS	13	6	.684	79.8	73.3	25	8	.758	82.9	73.4
William Carey	11	7	.611	79.7	76.2	19	11	.633	80.9	77.3
Mobile	10	9	.526	69.7	67.0	18	15	.545	70.5	67.7
SUNO	9	9	.500	72.4	76.4	12	14	.462	68.6	73.5
Spring Hill	8	10	.444	70.9	70.7	14	14	.500	75.9	71.9
Belhaven	7	11	.389	73.8	77.5	15	16	.484	75.7	77.1
Dillard	4	13	.235	72.3	80.1	7	22	.241	73.3	80.0
Loyola	2	15	.118	62.8	74.6	5	24	.172	64.7	73.6

TEAM SCORING OFFENSE

SCHOOL	G	POINTS	AVG
LSUS	32	2653	82.91
Wm. Carey	30	2426	80.87
Tougaloo	30	2364	78.80
Spring Hill	28	2124	75.86
Belhaven	31	2341	75.52
Dillard	29	2127	73.35
Xavier	32	2312	72.25
SUNO	23	1645	71.52
Mobile	33	2328	70.55
Loyola	29	1877	64.72

TEAM SCORING DEFENSE

SCHOOL	G	POINTS	AVG
Mobile	33	2233	67.67
Xavier	32	2173	67.91
Spring Hill	28	2012	71.86
LSUS	32	2337	73.03
Loyola	29	2133	73.55
Tougaloo	30	2239	74.63
SUNO	23	1764	76.70
Belhaven	31	2391	77.13
William Carey	30	2318	77.27
Dillard	29	2319	79.97

NOTE: Complete Men's Basketball stats can be found at
<http://www.dakstats.com/websync>

TEAM SCORING MARGIN

OWN OPP

SCHOOL	G	POINTS	POINTS	+/-
LSUS	32	82.91	73.03	9.88
Xavier	32	72.25	67.91	4.34
Tougaloo	30	78.80	74.63	4.17
Spring Hill	28	75.86	71.86	4.00
William Carey	30	80.87	77.27	3.60
Mobile	33	70.55	67.67	2.88
Belhaven	31	75.52	77.13	-1.61
SUNO	23	71.52	76.70	-5.17
Dillard	29	73.35	79.97	-6.62
Loyola	29	64.72	73.55	-8.83

Spring Hill	28	208	509	0.409
Xavier	32	195	528	0.369
Loyola	29	161	443	0.363
William Carey	30	206	569	0.362
SUNO	23	101	285	0.354
LSUS	32	197	557	0.354
Mobile	33	170	503	0.338
Dillard	29	190	571	0.333
Belhaven	31	225	702	0.321
Tougaloo	30	211	697	0.303

2006-2007 Men's Basketball Individual Statistics GCAC Standings

TEAM REBOUND MARGIN

SCHOOL	G	OWN REB.	OPP REB.	+/-
LSUS	32	42.09	34.13	7.97
SUNO	23	34.09	32.09	2.00
William Carey	30	35.10	33.57	1.53
Spring Hill	28	33.04	31.68	1.36
Mobile	33	32.33	32.21	0.12
Dillard	29	36.28	36.48	-0.21
Xavier	32	33.53	34.03	-0.50
Belhaven	31	36.81	37.42	-0.61
Tougaloo	30	31.80	35.10	-3.30
Loyola	29	28.72	35.24	-6.52

TEAM 3-PT FG PCT - DEFENSE

SCHOOL	G	3PM	3PA	PCT.
LSUS	32	216	700	0.309
Xavier	32	196	599	0.327
Mobile	33	177	530	0.334
Dillard	29	168	491	0.342
Belhaven	31	199	573	0.347
Spring Hill	28	192	550	0.349
Tougaloo	30	155	438	0.354
SUNO	23	170	456	0.373
William Carey	30	222	591	0.376
Loyola	29	184	475	0.387

TEAM FIELD GOAL PCT - OFFENSE

SCHOOL	G	FGM	FGA	PCT.
Spring Hill	28	740	1494	0.495
SUNO	23	612	1261	0.485
Mobile	33	861	1800	0.478
LSUS	32	952	2011	0.473
William Carey	30	789	1690	0.467
Xavier	32	790	1737	0.455
Tougaloo	30	826	1863	0.443
Loyola	29	625	1428	0.438
Belhaven	31	813	1861	0.437
Dillard	29	786	1870	0.420

TEAM FREE THROW PCT

SCHOOL	G	FTM	FTA	PCT.
Belhaven	31	490	646	0.759
William Carey	30	642	876	0.733
Xavier	32	537	760	0.707
Spring Hill	28	436	618	0.706
Loyola	29	466	673	0.692
LSUS	32	552	817	0.676
Tougaloo	30	501	758	0.661
Dillard	29	365	553	0.660
Mobile	33	436	681	0.640
SUNO	23	320	523	0.612

TEAM FIELD GOAL PCT - DEFENSE


SCHOOL	G	FGM	FGA	PCT.
LSUS	32	830	1972	0.421
Xavier	32	749	1749	0.428
Spring Hill	28	660	1537	0.429
Belhaven	31	845	1877	0.450
Mobile	33	793	1754	0.452
William Carey	30	828	1780	0.465
Loyola	29	745	1583	0.471
Dillard	29	760	1605	0.474
Tougaloo	30	816	1718	0.475
SUNO	23	637	1337	0.476

TEAM 3-PT FG PCT - OFFENSE

SCHOOL	G	3PM	3PA	PCT.
--------	---	-----	-----	------

INDIVIDUAL SCORING LEADERS

Name	School	Year	G	FGM	3PM	FTM	Points	Pts/G
Singleton, Jarekus	William Carey	SR	30	214	63	251	742	24.73
Johnson, Bobby	Belhaven	SR	27	216	24	132	588	21.78
Fletcher, Dupree	Dillard	SO	24	164	53	111	492	20.50
Miller, Dax	Belhaven	SO	31	171	89	144	575	18.55
McCoy, Kevin	Tougaloo	JR	30	192	51	96	531	17.70
Whittle, Blake	LSUS	SR	32	210	49	92	561	17.53
Stewart, mark	Xavier	JR	32	148	109	133	538	16.81
Zumo, Luke	Loyola		29	148	88	97	481	16.59
Morris, Jamon	LSUS	JR	32	184	0	111	479	14.97
Hughes, Freddy	LSUS	SR	29	127	19	157	430	14.83
Thomas, Kevin	SUNO	JR	23	137	3	64	341	14.83
Scott, Marcus	SUNO	SR	20	106	28	45	285	14.25
Price, Jeremy	Spring Hill	SO	27	130	39	84	383	14.19
Woolridge, Noah	Spring Hill	JR	27	130	62	54	376	13.93
Cheairs, Dexter	William Carey	SR	30	139	26	112	416	13.87
Harris, Keithdrick	Tougaloo	JR	30	145	19	97	406	13.53
Fitzgerald, Walter	Mobile		33	180	25	58	443	13.42
Dumas, Shaun	Xavier	SO	32	151	29	91	422	13.19
Holder, Jeremy	William Carey	JR	30	141	17	96	395	13.17
Jones, Robert	Mobile		33	169	22	65	425	12.88



INDIVIDUAL REBOUNDING LEADERS

Name	School	Yr.	G	Rebounds	Avg/G
Morris, Jamon	LSUS	JR	32	291	9.09
Johnson, Bobby	Belhaven	SR	27	214	7.93
Williams, Alfred	Xavier	JR	29	205	7.07
Holder, Jeremy	William Carey	JR	30	212	7.07
Tyer, Greg	LSUS	SR	32	220	6.88
Whittle, Blake	LSUS	SR	32	209	6.53
Jones, Robert	Mobile		33	213	6.46
Covington, Cash	Spring Hill	JR	26	163	6.27
Sullivan, Jeff	Belhaven		27	168	6.22
McCoy, Kevin	Tougaloo	JR	30	173	5.77

INDIVIDUAL FIELD GOAL PCT LEADERS

Name	School	Yr.	G	FGM	FGA	Pct.
Fitzgerald, Walter	Mobile		33	180	318	.566
Thomas, Kevin	SUNO	JR	23	137	249	.550
Jones, Robert	Mobile		33	169	313	.540
Morris, Jamon	LSUS	JR	32	184	347	.530
McCoy, Kevin	Tougaloo	JR	30	192	397	.484
Johnson, Bobby	Belhaven	SR	27	216	448	.482
Whittle, Blake	LSUS	SR	32	210	456	.461
Zumo, Luke	Loyola		29	148	333	.444
Scott, Marcus	SUNO	SR	20	106	240	.442
Singleton, Jarekus	William Carey	SR	30	214	523	.409

INDIVIDUAL 3-POINT FG PCT


Name	School	Yr.	G	3PM	3PA	Pct.
Zumo, Luke	Loyola		29	88	183	.481
Chaney, Willie	SUNO	SR	22	46	96	.479
Woolridge, Noah	Spring Hill	JR	27	62	140	.443
Fletcher, Scotty	William Carey	SR	30	66	156	.423
Coleman, Marcus	Spring Hill	FR	27	48	117	.410
Stewart, Mark	Xavier	JR	32	109	275	.396
Singleton, Jarekus	William Carey	SR	30	63	178	.354
Fletcher, Dupree	Dillard	SO	24	53	155	.342
Miller, Dax	Belhaven	SO	31	89	266	.335
Yeager, Marcus	Mobile		33	58	174	.333

INDIVIDUAL FREE THROW PCT

Name	School	Yr.	G	FTM	FTA	Pct.
Hughes, Freddy	LSUS	SR	29	157	179	.877
Miller, Dax	Belhaven	SO	31	144	166	.867
Stewart, Mark	Xavier	JR	32	133	154	.564
Fletcher, Dupree	Dillard	SO	24	111	136	.816
Zumo, Luke	Loyola		29	97	121	.802
Singleton, Jarekus	William Carey	SR	30	251	318	.789
Cheairs, Dexter	William Carey	SR	30	112	149	.752
Ezekwe, Ugo	Spring Hill	SR	27	104	140	.743
Johnson, Bobby	Belhaven	SR	27	132	179	.737
Whittle, Blake	LSUS	SR	32	92	125	.736

INDIVIDUAL ASSIST LEADERS

Name	School	Yr.	G	Assists	Avg/G
Singleton, Jarekus	William Carey	SR	30	190	6.33
Dumas, Shaun	Xavier	SO	32	195	6.09
Hughes, Freddy	LSUS	SR	29	154	5.31
Murray, Rob	Spring Hill	SO	27	124	4.59
Caston, Brandon	Tougaloo	JR	30	137	4.57
Thomas, Kevin	SUNO	JR	23	81	3.52
McCoy, Kevin	Tougaloo	JR	30	98	3.27
Perry, Dominic	SUNO	JR	21	68	3.24
Beaulieu, Torry	Loyola		29	92	3.17
Moreaux, Derrell	Mobile		33	98	2.97





GCAC Men's Basketball Season Records

Team Scoring, Seas. Avg., Off.	Wm. Carey, 1989-90, 94.7
Team Scoring, Seas. Avg., Def.	Spring Hill, 2001-02, 52.1
Team Scoring, Seas. Avg., Margin	Xavier, 2000-01, 19.00
Team FGM, Seas.	Sp. Hill, 1987-88, 1244
Team FG Pct., Seas.	Sp. Hill, 1987-88, .56 (1244/2221)
Team FTM, Seas.	Wm. Carey, 1988-89, 709
Team FT Pct., Seas.	W.C., 1982-83 .757 (433/572)
Team Reb., Seas. Avg., Off.	Wm. Carey, 1989-90, 48.9
Team Reb., Seas. Avg. Def.	Dillard, 1986-87, 41.5
.....	Wm. Carey, 1994-96, 41.5
Team Reb. Seas. Avg., Margin	Dillard, 2001-02, +12.61
Team Three Point FG, Total Seas.	Wm. Carey, 1994-95, 315
Team Three Point FG, Seas. Pct.	SUNO, 1987-88, .435 (85-195)
Most Wins, Team, Seas.	Mobile, 1993-94, 32
Individual Scoring, Seas., Total Pts	Gray, Wm. Carey, 1985-86, 773
Individual Scoring, Seas., Game Avg.	Jones, Dillard, 1988-89, 26.0
FG Shooting, Total Made, Seas.	Jones, Dillard, 1988-89, 297
FG Shooting, Seas., Pct.	Gullet, Xavier, 1981-82, 67 (118/174)
FT Shooting, Total Made, Seas.	Woody, Wm. Carey, 1984-85, 189
.....	Gray, Wm. Carey, 1985-86., 189
FT Shooting, Seas. Pct.	Ford, W. C., 1997-1998, .889 (144-162)
Individual Reb., Seas., Total	Lance Lonke, Dillard, 2001-02, 427
Individual Reb., Seas., Game Avg.	Lance Lonke, Dillard, 2001-02, 15.8
Assists. Total, Seas.	Nelson, Spring Hill, 1987-88, 279
Assists, Seas., Game Avg.	Nelson, Spring Hill, 1987-88. 6.9
Three Point FG, Seas. Total	Dexter Pugh, WC, 1996-97, 125
Three Point FG, Seas. Pct.	Clemons, Mobile, 1993-4, .537 (22-41)
Team Record, Best Pct.	Mobile, 1993-94, .941 (32-2)

GCAC Men's Basketball Game Records

Individual

Most Points Scored	48 - Chad Barnes, Loyola vs Wm. Carey, 1/18/2003
Most FGA	31 - Juan Mercier, Xavier vs Belhaven, 2/14/1987
Most FGM	17 - Eugene Johnson, Wm. Carey, 2/12/1982
.....	17 - Chad Barnes, Loyola vs Wm. Carey, 1/18/2003
Most FTA	21 - Juan Mericer, Xavier vs La Col., 1/19/1987
Most FTM	17 - Tony Woody, Wm. Carey vs Dillard, 1/14/1985
Most 3 pt. FGA	17 - Barry Johnson, Dillard vs Tougaloo, 1/21/1989
Most 3 pt. FGM	11 - Chad Barnes, Loyola vs Wm. Carey, 1/18/2003
Most Rebounds	22 - Zac Cooper, Wm. Carey vs Sp. Hill, 2/12/1983
Most Assists	19 - Derrick Collins, Xavier vs Sp. Hill, 2/3/1986
Most Steals	8 - Leslie McClinton, Wm Carey vs Sp. Hill, 1/29/1990
.....	8 - Dennis Powell, UM vs Xavier, 1/21/1993
Most Blocked Shots	9 - John Laird, W.C. vs Tougaloo 2/2/1999

Team Single Game

Most Points Scored	132 - Wm. Carey vs SUNO, 2/23/1989
.....	132 - Belhaven vs SUNO, 2/16/1991
Fewest Points Scored	30 - Belhaven vs Spring Hill, 1/9/2003
Most FGA	94 - Wm. Carey vs Spring Hill, 2/27/1984
Most FGM	49 - Wm. Carey vs Xavier, 2/17/1990
Most FTA	56 - Spring Hill vs Dillard, 3/7/1997
Most FTM	41 - Spring Hill vs Dillard, 3/7/1997
Most 3 Pt. FGA	36 - Wm. Carey vs Tougaloo, 2/6/1995
Most 3 PT. FGM	21 - Loyola vs Wm. Carey, 1/18/2003
Most Rebounds	69 - Wm. Carey vs Xavier, 2/17/1990
Most Assists	38 - Wm. Carey vs SUNO, 2/23/1989
Most Pts, Losing Game	123 - SUNO vs Belhaven, 2/16/1991
Fewest Pts Winning Game	50 - Spring Hill vs Belhaven, 1/9/2003
Most Pts, Both Teams	255 - Belhaven vs SUNO, 2/16/1991
Fewest Pts, Both Teams	80 - Spring Hill vs Belhaven, 1/9/2003
Highest Field Goal %	73.6 - Dillard vs Wm. Carey, 2/15/2001
Lowest Field Goal %	24.5 - Belhaven vs Spring Hill, 1/9/ 2003
Highest FG % Both Teams	64.0 - Wm. Carey vs Tougaloo, 3/3/1995
Lowest FG % Both Teams	33.3 - Wm. Carey vs Mobile, 1/18/1994





2006-2007 GCAC Men's Basketball All-Conference Team

<u>Name</u>	<u>School</u>
Shaun Dumas	Xavier
Ugo Ezekwe	Spring Hill
Walter Fitzgerald	Mobile
Dupree Fletcher	Dillard
Jeremy Holder	William Carey
Freddy Hughes	LSUS
Bobby Johnson	Belhaven
Kevin McCoy	Tougaloo
Jamon Morris	LSUS
Jeremy Price	Spring Hill
Darius Simmons	Tougaloo
Jarekus Singleton	William Carey
Mark Stewart	Xavier
Kevin Thomas	SUNO
Blake Whittle	LSUS

Player of the Year: Jarekus Singleton – William Carey

Newcomer of the Year: Jarekus Singleton – William Carey

Freshman of the Year: Trey Rubin – Mobile

Coach of the Year: Lafayette Stribling – Tougaloo



2006-2007 GCAC Women's Basketball All-Conference Team

<u>Name</u>	<u>School</u>
Kristen Blackledge	William Carey
Jarryn Cleaves	Xavier
Shatyne Hearn	SUNO
Jessica Kelly	LSUS
Emmerentia Ledwaba	Mobile
Edie Leonards	LSUS
Lateefa Marshall	SUNO
Sandra Nweke	Dillard
Maria Rodriguez	Spring Hill
Roxana Rogers	Belhaven
Kiely Schork	Loyola
Travalyn Smith	Tougaloo
Trenell Smith	Loyola
Trenese Smith	Loyola
Erica Turnbull	Xavier

Player of the Year: Trenese Smith – Loyola

Newcomer of the Year: Edie Leonards – LSUS

Freshman of the Year: Trenese Smith – Loyola

Coach of the Year: Dobe Plaisance – Loyola

2005-2006 Women's Basketball Team Statistics GCAC Standings

FINAL REGULAR SEASON STANDINGS Women's Basketball

Team	Conference Games					Overall Record				
	W	L	PCT	PF	PA	W	L	PCT	PF	PA
Loyola	16	2	.889	73.8	63.7	25	9	.735	70.0	65.1
Xavier	13	5	.722	64.4	59.9	23	12	.657	63.7	60.2
SUNO	12	6	.667	59.9	59.8	16	8	.667	58.5	56.7
Mobile	12	7	.632	67.3	62.2	20	12	.625	69.3	62.4
LSUS	9	10	.474	62.7	61.7	13	16	.448	62.9	62.2
Spring Hill	8	10	.444	58.7	60.3	8	18	.308	55.7	61.9
William Carey	7	12	.368	60.7	63.9	10	16	.385	58.8	60.5
Belhaven	6	13	.316	63.2	68.3	10	20	.333	65.0	68.2
Dillard	5	13	.278	63.9	69.6	6	23	.207	60.4	73.6
Tougaloo	5	15	.250	61.8	66.2	10	20	.333	64.5	66.7

TEAM SCORING OFFENSE

SCHOOL	G	POINTS	AVG
Loyola	34	2379	69.97
Mobile	32	2216	69.25
Belhaven	29	1882	64.90
Tougaloo	30	1935	64.50
Xavier	35	2229	63.69
LSUS	28	1768	63.14
William Carey	25	1526	61.04
SUNO	23	1402	60.96
Dillard	29	1753	60.45
Spring Hill	26	1447	55.65

TEAM SCORING DEFENSE

SCHOOL	G	POINTS	AVG
Spring Hill	26	1467	56.42
SUNO	23	1361	59.17
Xavier	35	2107	60.20
LSUS	29	1804	62.21
Mobile	32	1996	62.38
William Carey	25	1572	62.88
Loyola	34	2214	65.12
Tougaloo	28	1878	67.07
Belhaven	30	2046	68.20
Dillard	29	2132	73.52

NOTE: Complete Women's Basketball stats can be found at <http://www.dakstats.com/websync>

TEAM SCORING MARGIN

SCHOOL	G	POINTS	OWN POINTS	OPP +/-
Mobile	32	69.25	62.38	6.88
Loyola	34	69.97	65.12	4.85
Xavier	35	63.69	60.20	3.49
Tougaloo	30	64.50	62.60	1.90
SUNO	23	60.96	59.17	1.78
Spring Hill	26	55.65	56.42	-0.77
LSUS	28	63.14	64.43	-1.29
Wm. Carey	25	61.04	62.88	-1.84
Belhaven	29	64.90	70.55	-5.66
Dillard	29	60.45	63.52	-13.07

TEAM REBOUNDING MARGIN

SCHOOL	G	OWN REB.	OPP REB.	+/-
Xavier	35	44.09	37.92	6.17
Mobile	32	39.19	35.41	3.78
William Carey	25	39.28	35.72	3.56
Spring Hill	26	31.23	30.12	1.12
Tougaloo	30	37.50	36.40	1.10
LSUS	28	37.57	37.36	0.21
Belhaven	29	39.31	42.07	-2.76
Dillard	29	38.76	41.55	-2.79
Loyola	34	36.29	39.97	-3.68
SUNO	23	38.09	42.91	-4.83

TEAM FIELD GOAL PCT OFFENSE

SCHOOL	G	FGM	FGA	PCT.
Mobile	32	864	1903	.454
Spring Hill	26	528	1243	.425
Loyola	34	785	1945	.404
LSUS	28	670	1667	.402
Tougaloo	30	732	1852	.395
William Carey	25	533	1356	.393
Belhaven	29	680	1786	.381
Dillard	29	648	1716	.378
Xavier	35	800	2144	.373
SUNO	23	504	1362	.370

TEAM FIELD GOAL PCT DEFENSE

SCHOOL	G	FGM	FGA	PCT.
Xavier	35	704	2000	.352
SUNO	23	489	1331	.367
Mobile	32	715	1868	.383
William Carey	25	548	1399	.392
Tougaloo	28	686	1725	.398
Spring Hill	26	550	1342	.410
LSUS	29	649	1578	.411
Loyola	34	869	2061	.422
Dillard	29	810	1880	.431
Belhaven	30	753	1725	.437

TEAM 3-PT FG PCT OFFENSE

SCHOOL	G	3PM	3PA	PCT.
Mobile	32	108	325	.332
Dillard	29	110	345	.319
Xavier	35	149	478	.312
Loyola	34	240	774	.310
Spring Hill	26	91	306	.297
Belhaven	29	111	391	.284
William Carey	25	110	392	.281
SUNO	23	60	216	.278
Tougaloo	30	124	454	.273
LSUS	28	80	311	.257

TEAM 3-PT FG PCT DEFENSE

SCHOOL	G	3PM	3PA	PCT.
Loyola	34	140	519	.270
Xavier	35	165	599	.275
Belhaven	30	132	439	.301
Mobile	32	164	537	.305
Spring Hill	26	99	312	.317
Dillard	29	138	432	.319
SUNO	23	85	266	.320
Tougaloo	28	122	371	.329
LSUS	29	137	395	.347
William Carey	25	147	404	.364

TEAM FREE THROW PCT


SCHOOL	G	FTM	FTA	PCT.
Loyola	34	569	830	.686
LSUS	28	348	509	.684
Spring Hill	26	300	443	.677
William Carey	25	350	522	.670
Mobile	32	380	574	.662
Belhaven	29	411	642	.640
Dillard	29	347	542	.640
Xavier	35	480	765	.627
WUNO	23	334	550	.607
Tougaloo	30	347	591	.587



2006-2007 Women's Basketball Individual Statistics GCAC Standings

INDIVIDUAL SCORING LEADERS

Name	School	Year	G	FGM	3PM	FTM	Points	Pts/G
Smith, Trenese	Loyola		34	160	59	220	599	17.62
Smith, Travalyn	Tougaloo	SR	28	171	5	82	429	15.32
Rodriguez, Maria	Spring Hill		26	124	20	106	374	14.39
Marshall, Lateefa	SUNO	SR	21	109	27	57	302	14.38
Rogers, Roxana	Belhaven		27	119	55	87	380	14.07
Cleaves, Jarryn	Xavier	JR	35	174	88	56	492	14.06
Smith, Trenell	Loyola		34	155	22	140	472	13.88
Leary, Rheonda	Mobile		32	176	0	80	432	13.50
Hearn, Shatyne	SUNO	SR	20	84	1	88	257	12.85
Bolton, Roshawnda	Dillard		28	118	21	95	352	12.57
Forbes, Keisha	Spring Hill		26	129	7	57	322	12.39
Ledwaba, Emmerentia	Mobile		32	155	4	80	394	12.31
Turnbull, Erica	Xavier	SO	35	155	0	117	427	12.20
Kelly, Jessica	LSUS	SR	28	126	30	50	332	11.86
Cryer, Kacie	LSUS	JR	28	113	14	89	329	11.75
Nweke, Sandra	Dillard		29	142	0	50	334	11.52
Matthews, Dominee	Xavier	SR	35	156	12	74	398	11.37
Schork, Kiely	Loyola		34	121	96	43	381	11.21
Dukes, Lindsey	Belhaven		26	104	0	67	275	10.58
Kirkwood, Samantha	Belhaven		28	118	0	55	291	10.39



INDIVIDUAL REBOUNDING LEADERS

Name	School	Yr.	G	Rebounds	Avg.
Nweke, Sandra	Dillard		29	272	9.38
Ledwaba, Emmerentia	Mobile		32	277	8.66
Smith, Travalyn	Tougaloo	SR	28	238	8.50
Marshall, Lateefa	SUNO	SR	21	168	8.00
Turnbull, Erica	Xavier	SO	35	270	7.71
Leonard, Disha	SUNO	JR	22	158	7.18
Dukes, Lindsey	Belhaven		26	185	7.12
Leary, Rheonda	Mobile		32	216	6.75
Green, Chayla	Dillard		29	194	6.69
Forbes, Keisha	Spring Hill		26	171	6.58

INDIVIDUAL FIELD GOAL PCT LEADERS

Name	School	Yr.	G	FGM	FGA	Pct.
Leary, Rheonda	Mobile		32	176	313	.562
Smith, Travalyn	Tougaloo	SR	28	171	342	.500
Marshall, Lateefa	SUNO	SR	21	109	334	.326

INDIVIDUAL 3-PT FG PCT

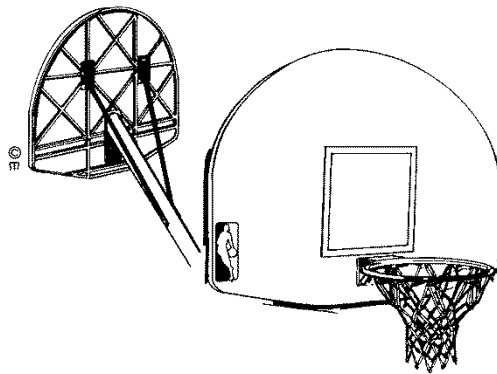
Name	School	Yr.	G	3PM	3PA	Pct.
Smith, Trenese	Loyola		34	59	135	.437
Rogers, Roxana	Belhaven		27	55	144	.382
Cleaves, Jarryn	Xavier	JR	35	88	235	.374
Marcial, Crystal	Dillard		28	63	176	.358
Lindsay, Jasmine	Tougaloo	SR	28	53	170	.312
Schork, Kiely	Loyola		34	96	347	.277

INDIVIDUAL FREE THROW PCT

Name	School	Yr.	G	FTM	FTA	Pct.
Cryer, Kacie	LSUS	JR	28	89	109	.817
Rodriguez, Maria	Spring Hill		26	106	135	.785
Rogers, Roxana	Belhaven		27	87	115	.757
Smith, Trenese	Loyola		34	220	297	.741
Leary, Rheonda	Mobile		32	80	109	.734
Smith, Trenell	Loyola		34	140	202	.693
Smith, Travalyn	Tougaloo	SR	28	82	120	.683
Dukes, Lindsey	Belhaven		26	67	99	.677
Bolton, Roshawnda	Dillard		28	95	143	.664
Turnbull, Erica	Xavier	SO	35	117	177	.661

INDIVIDUAL ASSIST LEADERS

Name	School	Yr.	G	Assists	Avg.
Hearn, Shatyne	SUNO	SR	20	86	4.30
Holland, Dani	Loyola		28	107	3.82
Smith, Trenell	Loyola		34	129	3.79
Wilkerson, Teokea	LSUS	JR	28	103	3.68
Rodriguez, Maria	Spring Hill		26	91	3.50
Leonard, Edie	LSUS	JR	28	96	3.43
Kirkwood, Stefanie	Belhaven		26	86	3.31
Bolton, Roshawnda	Dillard		28	87	3.11
Taylor, NaTasha	Tougaloo	JR	28	87	3.11
Thompson, Alissa	Xavier	SR	35	101	2.89



GCAC Women's Basketball Season Records

Team Scoring, Avg. Off.	SUNO, 1999-2000, 92.8
Team Scoring, Seas. Avg. Def.	Xavier, 2001-02, 53.1
Team Scoring, Seas. Avg. Margin	SUNO, 1999-2000, +25.12
Team FGM, Seas.	La. College, 1985-86, 1181
Team FG Pct., Seas.	Wm. Carey, 1986-87 .527 (895-1697)
Team FTM, Seas.	Mobile, 2001-2002, 580
Team FT Pct., Seas.	La. College, 1988-89, .762 (502/659)
Team Reb., Seas. Avg., Off.	Dillard, 1983-84, 45.4
Team Reb., Seas. Avg. Def.	Belhaven, 1982-83, 50.0
Team Reb., Seas. Avg. Margin	Dillard, 1983-84, +14.5
Team Three Point FG, Total Seas.	William Carey, 2002-03, 156
Team Three Point FG, Seas. Pct.	Belhaven, 1988-89, .449
Most Wins, Team, Seas.	La. College, 1985-86, 31
Individual Scoring, Seas., Total Points	Jones, TA., Wm. Carey, 1992-93, 923
Individual Scoring, Seas., Game Avg.	McCullon, Wm. Carey, 1986-87, 32.1
FG Shooting, Total Made, Seas.	Jones, Ta. Wm. Carey, 1992-93, 373
FG Shooting, Seas. Pct.	Beasley, W.C., 1982-83, .642 (217/338)
FT Shooting, Total Made, Seas.	Joseph, La. College, 1985-86, 192
FT Shooting, Seas. Pct.	Stuardi, Spring Hill, 1999-2000, .839 (120-143)
Individual Reb., Seas., Game Avg.	Franklin, Dillard, 1984-85, 17.2
Assists, Total, Seas.	Joseph, La. College, 1985-86, 283
Assists, Seas., Game Avg.	Young, Wm. Carey, 1986-87, 10.1
Three Point FG, Seas., Total	Johnson, La. College, 1987-88, 84
Three Point FG, Seas. Pct.	Barnes, Belhaven, 1988-89, .562 (54-56)
Team Record, Best Pct.	La. College, 1985-86, .912 (31-3)

2008 GCAC Basketball Schedule

GCAC Women's Game Records

Individual

Most Points Scored	50	- Demetria Lang, Xavier vs SUNO, 2/10/1987
Most Field Goals Attempted	30	- Demetria Lang, Xavier vs SUNO, 2/10/1987
Most Field Goals Made	22	- Demetria Lang, Xavier vs SUNO, 2/10/1987
Most Free Throws Attempted	20	- Tommie Beasley, W.C. vs Dillard, 2/13/1984
Most Free Throws Made	16	- Debbie Watts, LA Col. vs Mobile Col., 1/28/1989
Most Three Point FG Attempted .	13	- Debra Johnson, LA Col. vs Tougaloo, 2/ 22/1988
Most Three Point FG Made	10	- Staci Agee, Wm. Carey vs Mobile 2/21/1994
Most Rebounds	23	- Crystal Coston, Mobile vs Xavier, 2/13/2003
Most Assists	18	- Angel Young, Wm. Carey vs Tougaloo, 2/8/1993
Most Steals	12	- Wanda McDonald, Belhaven vs SUNO
Most Blocked Shots	9	- Colette Bartee, William Carey vs Belhaven, 2/24/2005

Team Single Game

Most Points Scored	123	- SUNO vs Talladega, 12/16/1999
Fewest Points Scored	25	- Tougaloo vs Mobile, 1/18/2003
Most Field Goals Attempted	101	- Xavier vs Tougaloo, 2/1/1993
Most Field Goals Made	50	- Wm. Carey vs Tougaloo, 2/8/1993
Most Free Throws Made	36	- Wm. Carey vs Mobile, 1/9/2003
Most Three Point FG Attempted .	31	- Wm. Carey vs Mobile, 1/9/2003
Most Three Point FG Made	12	- Wm. Carey vs Mobile, 1/9/2003
Most Rebounds	74	- Xavier vs Tougaloo, 2/1/1993
Most Assists	39	- Wm. Carey vs Tougaloo, 2/8/1993
Most Points, Losing Game	98	- LA College vs SUNO, 2/13/1989
Fewest Points, Winning Game	44	- Dillard vs Belhaven, 1/25/2003
Most Points, Both Teams	206	- SUNO vs LA College, 2/13/1989
Fewest Points, Both Teams	79	- Dillard vs Belhaven, 1/25/2003
Highest Field Goal %	75.0	- Wm. Carey vs Dillard, 2/7/1987
Lowest Field Goal %	16%	- Tougaloo vs Mobile, 1/18/2003
Highest FG % Both Teams	60.0	- Wm. Carey vs Dillard, 2/7/1987
Lowest FG % Both Teams	30.2	- Wm. Carey vs Dillard 2/8/2003 (35-116)

January 3

LSU-S @ Loyola
Tougaloo @ SUNO
Spring Hill @ Dillard
Xavier @ Belhaven
Mobile @ W Carey

January 5

LSU-S @ SUNO
Belhaven @ Loyola
Xavier @ Spring Hill
Mobile @ Tougaloo
Dillard @ W Carey

January 10

Spring Hill @ Tougaloo
Belhaven @ LSU-S
SUNO @ Xavier
Mobile @ Dillard
W Carey @ Loyola

January 12

W Carey @ Belhaven
SUNO @ Mobile
Dillard @ LSU-S
Xavier @ Tougaloo
Loyola @ Spring Hill

January 17

LSU-S @ Spring Hill
Tougaloo @ W Carey
SUNO @ Belhaven
Loyola @ Dillard
Mobile @ Xavier

January 19

LSU-S @ Mobile
SUNO @ Loyola
Dillard @ Tougaloo
Spring Hill @ Belhaven
Xavier @ W Carey

January 24

Xavier @ LSU-S
Loyola @ Mobile
SUNO @ Dillard
Tougaloo @ Belhaven
W Carey @ Spring Hill

January 26

Loyola @ Tougaloo
Spring Hill @ SUNO
Belhaven @ Mobile
Dillard @ Xavier*
W Carey @ LSU-S

January 31

Xavier @ Loyola
Dillard @ Belhaven
Spring Hill @ Mobile
Tougaloo @ LSU-S
W Carey @ SUNO

February 2

Mobile @ LSU-S
Loyola @ SUNO
Tougaloo @ Dillard
Belhaven @ Spring Hill
W Carey @ Xavier

February 7

Tougaloo @ Spring Hill
LSU-S @ Belhaven
Xavier @ SUNO
Dillard @ Mobile
Loyola @ W Carey

February 9

Loyola @ LSU-S
SUNO @ Tougaloo
Dillard @ Spring Hill
Belhaven @ Xavier
W Carey @ Mobile

***Jan 26 X @ D**

February 14

LSU-S @ Xavier
Mobile @ Loyola
Spring Hill @ W Carey
Belhaven @ Tougaloo
Dillard @ SUNO

February 16

Belhaven @ W Carey
Mobile @ SUNO
LSU-S @ Dillard
Tougaloo @ Xavier
Spring Hill @ Loyola

February 21

SUNO @ LSU-S
Loyola @ Belhaven
Spring Hill @ Xavier
Tougaloo @ Mobile
W Carey @ Dillard

February 23

Spring Hill @ LSU-S
W Carey @ Tougaloo
Belhaven @ SUNO
Dillard @ Loyola
Xavier @ Mobile

February 28

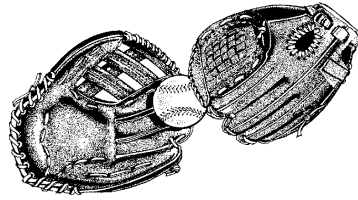
Mobile @ Spring Hill
LSU-S @ Tougaloo
SUNO @ W Carey
Loyola @ Xavier
Belhaven @ Dillard

March 1

Xavier @ Dillard*
LSU-S @ W Carey
Mobile @ Belhaven
SUNO @ Spring Hill
Tougaloo @ Loyola

***March 1 D @ X**





2006 GCAC Baseball Standings

Belhaven										
LSUS										

2006 Baseball Team Statistics

NOTE: Complete Baseball stats can be found at <http://www.dakstats.com/websync>

2006 Baseball Individual Statistics

INDIVIDUAL BATTING - Min 75% of Games Played and 2.5 TPA/G

Player	Team	Runs	G	AB	H	2 B	3 B	H R	R B	R I	AVG
Orso	W. Carey	54	51	18	6	1	2	3	3	3	0.33
				5	1	3				3	
Maddox	LSU-S	47	46	15	5	1	3	9	4	8	0.367
				0	5	0					
Bissonnette	LSU-S	54	55	17	6	1	2	2	3	6	0.364
				6	4	2					
Mason	Loyola	42	45	15	5	8	0	3			0.344
				4	3						
Williams	LSU-S	49	54	16	5	1	3	6	3	9	0.343
				9	8	4					
Ginn	W. Carey	40	49	14	4		2				0.301
				3	3						
Alexander	W. Carey	41	51	19	7	1	7	2	5	0	0.385
				5	5	6					
Primeaux	LSU-S	39	51			1	3	5	4	1	
						5					
McCaulley	Loyola	36	48	16	5	1	1	9	4	0	0.341
				7	7	2					
Coleman	Sp. Hill	31	43	14	4	1	1	2			0.303
				5	4	3					
Lauricella	Loyola	34	49	16	6		0		4	1	0.383
				7	4						
Fontenot	Loyola	28	42	12	4		1	1			0.365
				6	6						
Stewart	Sp. Hill	26	40	12	4	7			1	9	0.352
				5	4						
Burch	W. Carey	32	50	17	5	1	3	6	5	3	0.3
				0	1	6					
Moro	LSU-S	31	50	15	5	1	3	3	3	7	0.386
				3	9	2					
Rozelle	Sp. Hill	23	40	11	3						0.31
				3	5						
Watkins	LSU-S	27	47	11	3		2	4	2	8	0.316
				4	6						

Jaynes	Loyola	27	49	15	5	1	2	5	2	0.342
				8	4	3			9	
Moberg	Sp. Hill	22	40			5		2	2	
									1	
Cooksey	LSU-S	29	53	14	4	1	2		3	0.35
				0	9	0			0	

INDIVIDUAL PITCHING - Min. 1.0 IP/Team game

Player	Team	G	IP	H	R	ER	BB	K	ERA
Jewell	LSU-S	1	74.1	73	40	29	22	64	3.51
		5							
Clayman	LSU-S	1	76.2	77	45	35	16	59	4.11
		8							
Hasley	Sp. Hill	1	50.2	58	30	28	19	22	4.97
		3							
Gonzalez	Loyola	1	55.1	74	45	31	14	28	5.04
		8							
Johnson	W. Carey	1	62.1	74	47	36	19	45	5.2
		5							
Bouche	Sp. Hill	1	57.1	80	45	41	16	19	6.44
		1							
Giesecking	Sp. Hill	1	46.2	79	58	47	16	20	9.06
		4							



Belhaven College Baseball Statistics



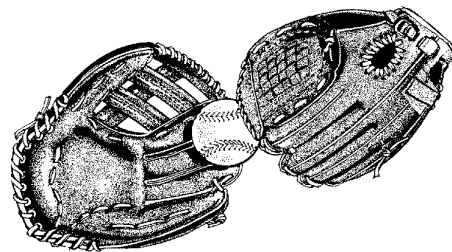
Player	Avg	G	AB	R	H	2B	3B	HR	RBI	SB
--------	-----	---	----	---	---	----	----	----	-----	----

Player	G	ERA	W-L	IP	H	R	ER	BB	SO
--------	---	-----	-----	----	---	---	----	----	----

LSU-S Baseball Statistics

Player	Avg	G	AB	R	H	2B	3B	HR	RBI	SB
--------	-----	---	----	---	---	----	----	----	-----	----

Player	G	ERA	W-L	IP	H	R	ER	BB	SO
--------	---	-----	-----	----	---	---	----	----	----



Loyola University Baseball Statistics

Player	Avg	G	AB	R	H	2B	3B	HR	RBI	SB
--------	-----	---	----	---	---	----	----	----	-----	----

Player	G	ERA	W-L	IP	H	R	ER	BB	SO
--------	---	-----	-----	----	---	---	----	----	----

University of Mobile Baseball Statistics

Player	Avg	G	AB	R	H	2B	3B	RBI	SB
--------	-----	---	----	---	---	----	----	-----	----

Player	GS	ERA	W-L	IP	H	R	ER	BB	SO
--------	----	-----	-----	----	---	---	----	----	----

Spring Hill College Baseball Statistics

Player	Avg	G	AB	R	H	2B	3B	HR	RBI	SB
--------	-----	---	----	---	---	----	----	----	-----	----



Player	G	ERA	W-L	IP	H	R	ER	BB	SO
--------	---	-----	-----	----	---	---	----	----	----

William Carey University Baseball Statistics

Player	Avg	G	AB	R	H	2B	3B	HR	RBI	SB
--------	-----	---	----	---	---	----	----	----	-----	----

Player	G	FRA	W-L	IP	H	R	ER	BB	SO
--------	---	-----	-----	----	---	---	----	----	----

GCAC Baseball Records

Team Batting Avg.	Mobile, 1999, .368
.....	Reg. Seas + Tournament, .336
Most Runs, Team Game Avg. .	Mobile, 1999, 8.7
Most Hits Team Totals Seas.	Mobile, 2003, 643
Most Runs, Team Total Seas. ...	LSU-S, 2002, 453
Most Doubles, (Game)	Estopinal, Spring Hill, 1988, 4
Most Doubles, Ind.	Raul Santana, Mobile, 2003, 26
Team Pitching, ERA	Spring Hill, 1992, 2.19
Team Fielding Pct., Seas.	Spring Hill, 1993, .976
Individual Batting Avg.	Kevin Grimes, Spring Hill, 1992, .482
Most Hits, Ind.	Randy McKinion, Spring Hill, 1996, 7
Most HR Team Tot. Seas.	Wm. Carey, 1987, 78
Most Wins, Team	Wm. Carey, 1995, 47
Hit By Pitches	Season-Thibodeaux, Wm. Carey, 2003, 28
.....	Career-Calhoun, Belhaven, 1990-92, 34
Most Triples, Ind.	Hopkins, Mobile, 1993, 7
Most HR Ind.	Adkins, Wm. Carey, 2004, 21
Most RBI Ind.	Williams, Wm. Carey, 1986, 75
Most SB Ind.	Davis, Wm. Carey, 2001, 55/64
Most SB (Game)	Estopinal, Spring Hill, 1987, 7
Most Wins, Ind.	Calhoun, Belhaven, 1991, 14
.....	Melancon, Mobile, 2001, 14
Complete Games	Chiasson, Spring Hill, 1990, 15
Innings Pitched	Melancon, Mobile, 2001, 131.1
Strikeouts	Melancon, Mobile, 2001, 138
Saves	Henington, Wm. Carey, 2003, 13
Best ERA, Ind.	Stein, Spring Hill, 1993, 1.41
Team Record, Best Pct.	Wm. Carey, 1982, .774 (41-12)



2007 All Conference Baseball Team

Player of the Year:

Pitcher of the Year:

Coach of the Year:

1st Team

2nd Team

Infield

Infield

Pitchers

Pitchers

Outfield

Outfield

Catchers

Catchers

Designated Hitter

Designated Hitter

Reliever

2008 GCAC Baseball Schedule



2007 All-Conference Softball Team

Pitcher of the Year:

Player of the Year:

Freshman of the Year:

Coach of the Year:



2006 All-Conference Women's Soccer Team

<u>Position</u>	<u>Player</u>	<u>School</u>
GK	Kelsi McNew	LSUS
GK	Kristin Parson	Belhaven
Fwd	Julia Vaughan	LSUS
Fwd	Terri McCreddie	Mobile
Fwd	Dana Sullivan	Belhaven
Fwd	Jeana Erickson	William Carey
Mid	Kelly Baltieri	Mobile
Mid	Brenna Bussart	LSUS
Mid	Katherine Brusco	Belhaven
Mid	Linda Garcia	William Carey
Back	Rose Clemensen	Mobile
Back	Alicia Marshall	LSUS
Back	Morgan Jackson	Belhaven
Back	Kristie Murphy	Spring Hill

Coach of the Year: Jedd Jones – LSUS

Player of the Year: Kelly Baltieri – Mobile

Offensive Player of the Year: Julia Vaughan – LSUS

Defensive Player of the Year: Rose Clemensen–Mobile



2007 Women's All-Conference Tennis


<u>Pos.</u>	<u>Singles Player</u>	<u>School</u>
-------------	---------------------------	---------------

<u>Pos.</u>	<u>Doubles Player</u>	<u>School</u>
-------------	---------------------------	---------------

Player of the Year:

Freshman of the Year:

Coach of the Year:



2006 Women's All-Conference Volleyball

<u>Player</u>	<u>School</u>
Syretta Baldwin	Mobile
Whitney Knight	Mobile
Kelly Fridge	Loyola
Mary Seals	Loyola
Ali Mullin	Spring Hill
Nicole Stokes	Mobile
Kathryn Hart	Belhaven
Sarah Howard	Loyola
Paula Stilkey	Mobile
Kelsey Stack	Belhaven
Lindsey Schmidt	Spring Hill
Tasha Buchanan	Mobile
Roz Sabell	Belhaven

Coach of the Year: Jon Campbell – Mobile

Player of the Year: Syretta Baldwin – Mobile

Freshman of the Year: Whitney Knight – Mobile

Libero of the Year: Kelly Fridge – Loyola

Setter of the Year: Nicole Stokes – Mobile



2006 All-Conference Men's Cross Country

<u>Player</u>	<u>School</u>	<u>Mile</u>	<u>Finals</u>
Matt Cagigal	Loyola	5:26.9	27:04.77
Richard Bouckaert	Loyola	5:29.8	27:19.18
Patrick Aucion	Spring Hill	5:40.1	28:10.61
Darren Wallace	Xavier	5:49.1	28:55.28
Chris Butler	Xavier	5:49.8	28:58.83
Randy Giveans	Spring Hill	5:52.4	29:11.61
Bryan Khan	Xavier	5:58.1	29:39.97
Ben Lauber	Spring Hill	5:59.3	29:45.95
Joshua Miles	Xavier	6:01.9	29:58.55
Brad Bregan	Spring Hill	6:03.4	30:06.10



2006 All-Conference Women's Cross Country

<u>Player</u>	<u>School</u>	<u>Mile</u>	<u>Finals</u>
Mary Erin Imwalle	Loyola	6:42.1	20:49.12
Ebony Harding	Xavier	6:50.4	21:14.88
Lonicue Moore	Xavier	6:55.9	21:31.87
Amy Lyon	Spring Hill	6:57.1	21:35.74
Jessica Gunning	Belhaven	6:59.9	21:44.31
Mimi Mornay	Xavier	7:02.8	21:53.37
Stacey Young	Xavier	7:04.8	21:59.53
Ashley Broden	Xavier	7:06.4	22:04.26
Amara Harlee	Xavier	7:14.8	22:390.28
Emily Staffer	Spring Hill	7:16.8	22:37.06

GCAC Champions 1981-2006

Men's Basketball

Xavier University	1981-82
Xavier University	1982-83
William Carey University	1983-84
William Carey University	1984-85
Xavier University	1985-86
William Carey University	1986-87
University of Mobile	1987-88
University of Mobile	1988-89
William Carey University	1989-90
Louisiana College	1990-91
William Carey University	1991-92
Spring Hill College	1992-93
Spring Hill College	1993-94
Southern University, NO	1994-95
Xavier University	1995-96
William Carey University	1996-97 ★
Dillard University	1996-97 ◆
SUNO	1997-98 ★
University of Mobile	1997-98 ◆
Spring Hill	1998-99 ★◆
SUNO	1999-00 ★
Spring Hill	1999-00 ◆
Dillard University	2000-01 ◆★
Xavier University	2000-01 ◆
SUNO	2001-02 ◆★
Spring Hill	2001-02 ◆
SUNO	2002-03 ◆★
University of Mobile	2003-04 ▲★
SUNO	2003-04 ▲
Xavier	2003-04 ▲



Men's Basketball (cont'd.)

LSU-S 2004-05 ◇
 University of Mobile 2004-05 ◇★
 LSU-S 2005-06 ◆★

- ◆Regular Season Champion
- ◇Regular Season Co-Champions
- ▲Regular Season Tri-Champions
- ★Tournament Champion

Women's Basketball

Belhaven College 1981-82
 Dillard University 1982-83 ▲
 William Carey University 1982-83 ▲
 Xavier University 1982-83 ▲
 Dillard University 1983-84
 Louisiana College 1984-85
 Louisiana College 1985-86
 Dillard University 1986-87 ◇
 Xavier University 1986-87 ◇
 William Carey University 1987-88
 Louisiana College 1988-89
 Louisiana College 1989-90
 University of Mobile 1990-91
 William Carey University 1991-92
 William Carey University 1992-93
 Xavier University 1993-94
 Xavier University 1994-95
 Xavier University 1995-96
 Xavier University 1996-97
 Xavier University 1997-98
 Louisiana College 1998-99
 Spring Hill 1999-00 ★
 SUNO 1999-00 ◆
 Xavier University 2000-01 ◇★
 Dillard University 2000-01 ◇
 University of Mobile 2001-02



Women's Basketball (cont'd)

Dillard University 2002-03 ◇★
 Xavier University 2002-03 ◇
 Dillard University 2003-04 ◇★
 Xavier University 2003-04 ◇
 Xavier University 2004-05 ◆★
 William Carey College 2005-06 ◆
 University of Mobile 2005-06 ★

- ◆Regular Season Champion
- ◇Regular Season Co-Champions
- ▲Regular Season Tri-Champions
- ★Tournament Champion

Baseball


William Carey University 1982
 William Carey University* 1983
 Spring Hill College* 1983
 William Carey University 1984
 Spring Hill College 1985
 William Carey University 1986
 Louisiana College 1987
 William Carey University 1988
 William Carey University 1989
 William Carey University 1990
 William Carey University 1991
 William Carey University 1992
 William Carey University 1993
 Belhaven College 1994
 William Carey University 1995
 William Carey University 1996
 Spring Hill College 1997
 University of Mobile 1998
 University of Mobile 1999
 Spring Hill College 2000
 Spring Hill College 2001
 Loyola University 2002
 William Carey 2003
 Belhaven College 2004 ★
 William Carey 2004 ◆
 William Carey University 2005 ★
 LSU-S 2005 ◆
 LSU-S 2006 ★
 Belhaven College 2006 ◆



- ◆Regular Season Champion
- ★Tournament Champion

Softball

University of Mobile	1996
University of Mobile	1997
University of Mobile	1998
University of Mobile	1999
University of Mobile	2000
University of Mobile	2003
University of Mobile	2004
University of Mobile	2005
University of Mobile	2006



Men's Soccer

Belhaven College	1994
William Carey University	1995
William Carey University	1996
University of Mobile	1997
William Carey	1998
University of Mobile	1999
University of Mobile	2002
University of Mobile	2003
University of Mobile	2004



Women's Soccer

University of Mobile	1996
University of Mobile	1997
University of Mobile	1998
University of Mobile	1999
University of Mobile	2000
William Carey	2001
William Carey	2002
Belhaven College	2003
Belhaven College	2004
University of Mobile	2005




Men's Tennis

Belhaven College	1982
Belhaven College	1985
Belhaven College	1986
Belhaven College	1987
Belhaven College	1988
Belhaven College	1989
Belhaven College	1990

Belhaven College	1991
University of Mobile	1992
University of Mobile	1993
University of Mobile	1994
University of Mobile	1995
University of Mobile	1996
University of Mobile	1997
University of Mobile	1998
Spring Hill College	1999
Spring Hill College	2000
Spring Hill College	2002
Spring Hill College	2003
Spring Hill College	2004
Spring Hill College	2005

Women's Tennis

University of Mobile	1995
University of Mobile	1996
University of Mobile	1997
University of Mobile	1998
Spring Hill College	1999
Dillard University	2000
Xavier University	2002
Xavier University	2003
Xavier University	2004
Xavier University	2005
University of Mobile	2006



Men's Cross Country

Tougaloo College	1986
Tougaloo College	1987
Southern University	1988
Southern University	1989
University of Mobile	1990
University of Mobile	1991
University of Mobile	1992
University of Mobile	1993
University of Mobile	1995
University of Mobile	1996
University of Mobile	1997
University of Mobile	1998
University of Mobile	1999
Loyola University	2000
Loyola University	2001
Loyola University	2002
University of Mobile	2003
Loyola University	2004



Women's Cross Country

Southern University	1986
Louisiana College	1987
Southern University	1988
Southern University	1989
Southern University	1990
University of Mobile	1991
Spring Hill College	1992
University of Mobile	1993
University of Mobile	1995
University of Mobile	1996
University of Mobile	1997
University of Mobile	1998
University of Mobile	1999
University of Mobile	2000
Loyola University	2001
Xavier University	2002
Loyola University	2003
Loyola University	2004
	2005



Golf - Men's

University of Mobile	1996
----------------------	------

University of Mobile	1997
Spring Hill College	1998
Spring Hill College	1999
University of Mobile	2002
University of Mobile	2003
University of Mobile	2004
University of Mobile	2005
University of Mobile	2006



Volleyball

William Carey	1999
Loyola University	2000
Loyola University	2002
Spring Hill College	2003
Spring Hill College	2004



Thomas Howell Cup (All-Sports Champion)

Louisiana College and William Carey University	1986
University of Mobile	1988
University of Mobile	1989
University of Mobile	1990
University of Mobile	1991
University of Mobile	1992
University of Mobile	1993
University of Mobile	1994
University of Mobile	1995
University of Mobile	1996
University of Mobile	1997
University of Mobile	1998
University of Mobile	1999
Spring Hill College	2000
University of Mobile	2001
Spring Hill College	2002
Spring Hill College	2003
University of Mobile	2004
University of Mobile	2005



Schools Competing (NAIA Recognized Sports)

Men's and Women's Basketball

Belhaven College
Dillard University
Louisiana State University-Shreveport
Loyola University
University of Mobile
Southern University-NO
Spring Hill College
Tougaloo College
William Carey University
Xavier University

Men's & Women's Soccer

Belhaven College
Louisiana State University-Shreveport
(Women only)
Loyola University (Women only)
University of Mobile
Spring Hill College
William Carey University

Men' and Women's Cross Country

Belhaven College
Loyola University
Southern University - NO
Spring Hill College
Tougaloo College
Xavier University

Men's and Women's Track (Outdoor and Indoor)

Loyola University (Outdoor only)
Southern University - NO

Volleyball

Belhaven College
Dillard University
Loyola University
Spring Hill College

Baseball

Belhaven College
Louisiana State University-Shreveport
Loyola University
University of Mobile
Spring Hill College
Tougaloo College (no GCAC competition)
William Carey University

Softball


Belhaven College
University of Mobile
Spring Hill College
William Carey University

Men's & Women's Tennis

Belhaven College
University of Mobile (Women only)
Spring Hill College
Tougaloo College
Xavier University

Golf (Men's and Women's)

Belhaven College (Men only)
University of Mobile
Spring Hill College
Tougaloo College
William Carey (Men only)





GCAC Honor Roll

