

GULF COAST ATHLETIC CONFERENCE



2006-2007 DIRECTORY

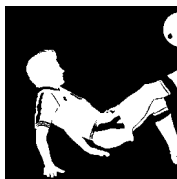
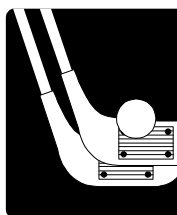



TABLE OF CONTENTS 2006-2007

Conference History	3
Past Presidents	4
GCAC Officers	5
GCAC Eligibility Committee	6
GCAC Sports Committee Chairs	6
GCAC Executive Committee	7

MEMBER INFORMATION AND TEAM BASKETBALL STATISTICS 2005-2006

Belhaven College	8
Dillard University	11
Louisiana State University-Shreveport	12
Loyola University	15
University of Mobile	18
Southern University in New Orleans	22
Spring Hill College	24
Tougaloo College	27
William Carey University	30
Xavier University	34

BASKETBALL STATISTICS, 2005-2006 SEASON

Conference Men's Statistics	36
Individual	38
Season Records	42
Game Records	43
Men's All Conference Team	44
Women's All Conference Team	45
Conference Women's Statistics	46
Individual	48
Season Records	51
Game Records	52
2007 Basketball Schedule	53

BASEBALL STATISTICS 2006

Baseball Standings and Statistics	55
Belhaven College	57
Louisiana State University-Shreveport	58
Loyola University	59
University of Mobile	60
Spring Hill College	61
William Carey University	62
GCAC Baseball Records	63
All-Conference Baseball	64
2007 Baseball Schedule	65
All-Conference Softball	66
All-Conference Women's Soccer	67
All-Conference Women's Tennis	68
GCAC Champions 1981-2006	69
Thomas Howell Cup Champions 1986-2005	76
Schools Competing (By Sport)	77
GCAC Honor Roll	78
GCAC 2006-2007 Calendar	82

GCAC: www.gcaconf.com

**NAIA: (913) 791-0044
www.naia.org**

HISTORY

The Gulf Coast Athletic Conference developed out of a series of meetings held over a period of almost four years. A number of private four-year schools in the Gulf Coast region with similar educational standards, enrollments, budgets, and athletic philosophies mutually felt the need for a conference.

In April and May, 1981, a constitution was developed, officers were elected and the decision was made to proceed with conference competition during the 1981-82 school year. Charter officers were Anthony M. Rachal, Jr., Xavier University, president; John Burton, Spring Hill College, vice-president; Mark Windham, Belhaven College, secretary-treasurer; and Thomas Howell, Louisiana College, commissioner. Charter members were Belhaven College of Jackson, Mississippi; Dillard University and Xavier University of New Orleans, Louisiana; Louisiana College of Pineville, Louisiana; Spring Hill College of Mobile, Alabama; Tougaloo College of Tougaloo, Mississippi; and William Carey University of Hattiesburg, Mississippi.

In August, 1981, the GCAC received recognition as an NAIA Affiliated Conference. The University of Mobile, Alabama was admitted in October, 1985, Southern University in New Orleans was granted admission in May, 1986, Loyola University was admitted in April, 1995, and Talladega College was admitted in April, 1999 and Louisiana State University-Shreveport became a member in April, 2000. In May 2000, Louisiana College and Belhaven College withdrew. In April, 2002, Belhaven College was re-admitted. In August, 2002, Talladega College withdrew. In 2005, Hurricane Katrina forced Dillard University and Xavier University to cancel all athletic competition for 2005-2006 and Loyola University and Southern University in New Orleans were able only to compete partially.

PAST PRESIDENTS

Anthony M. Rachal, Jr.	Xavier University	1981-82
John Burton	Spring Hill	1982-83
John Burton	Spring Hill	1983-84
Charles C. Teamer, Sr	Dillard University	1984-85
Milton Wheeler	William Carey	1985-86
Charles C. Teamer, Sr.	Dillard University	1986-87
Billy Allgood	Louisiana College	1987-88
Francis Garner	University of Mobile	1988-89
Artis Davenport	Southern University in N.O.	1989-90
Sr. Grace Mary Flickinger	Xavier University	1990-91
Charles C. Teamer, Sr.	Dillard University	1991-92
Felix James	Xavier University	1992-93
Bill Elder	University of Mobile	1993-95
Sr. Grace Mary Flickinger	Xavier University	1995-99
John Runda	University of Mobile	1999-01
Steve Knight	William Carey	2001-05
Craig Bogar	University of Mobile	2005

2006-2007

Gulf Coast Athletic Conference Officers

President: Steve Knight, William Carey University

Phone: 601-318-6301 Home: 601-268-7039
Fax: 601-318-6454 Email: sknight@wmcarey.edu

Vice President: Dennis Cousin, Xavier University

Phone: 504-520-7330 Home: 985-643-8185
Fax: 504-520-7934 Email: dcousin1@xula.edu

Secretary-Treasurer: Grace Beall

P.O. Box 515, Louisiana College Home: 318-473-1983
Pineville, LA 71359 Email: grace@gracebeall.com

Commissioner: Thomas Howell

Dept. of History Phone: 318-792-6368
William Jewell College Fax:
500 College Hill Office: (816) 415-7617
Liberty, MO 64068 Email: thomas_howell@gcaconf.com
OR howellt@william.jewell.edu

Conference Information Director: Chuck Knight

508 Cox Ave. Phone: 601-266-5952
Hattiesburg, MS 39402 Fax: 601-266-4104
Home: 601-264-5017
Email: chuckknight@gcaconf.com

Supervisors of Officials:

Men's Basketball

Bob Collins

2338 Farrell Circle
Gulfport, MS 39507
Phone: 228-896-7373
Fax: 228-604-1343

Women's Basketball

Greg Federico

131 Fernwood Dr.
Pass Christian, MS 39571
Phone: 504-887-3507
Fax: 504-887-8140
Home: 228-452-3564

Conference Faculty Athletic Rep: Sr. Grace Mary Flickinger, Xavier

Phone: 504-520-7526 Home: 504-482-0917
Fax: 504-520-7918 Email: gflickin@xula.edu

Conference Registrar: Carolyn Evans, Tougaloo College

Phone: 601-977-7765
Fax: 601-977-6164

Editor, GCAC Directory and Assistant Administrator: Robin Bunting

Phone: 318-487-7700 Email: bunting@lacollege.edu
Fax: 318-487-7288

GCAC Eligibility Committee

Sr. Grace Mary Flickinger	Xavier
Dr. Vincent Johnson	SUNO
Dr. Milton Wheeler	William Carey

Sports Committee Chairs

Men's Basketball	Michael Giorlando
Women's Basketball	Martha Gore-Algernon
M/W Cross Country / Track and Field	Chris Hughes
Baseball	Rocke Musgraves
Softball	Wendy Hogue
Golf	Terry Hopper
Men's Soccer	Nigel Boulton
Women's Soccer	Corey Rose
Men's & Women's Tennis	Alan Green
Volleyball	TBA



GCAC EXECUTIVE COMMITTEE

Belhaven	Dr. Westley Busbee, Jr.
Dillard	Dr. Randolph Peters
LSU-S	Dr. Terry G. Harris
Loyola University	Dr. Michael Giorlando
Mobile	Dr. John Runda
SUNO	Dr. Vincent Johnson
Spring Hill	Dr. James Larriviere
Tougaloo	Dr. Brian Anderson
William Carey	Coach Steve Knight
Xavier	Sr. Grace Mary Flickinger



BELHAVEN COLLEGE
1500 Peachtree Street
Jackson, MS 39202
Athletic Phone: 601-968-5956
Fax #: 601-965-7025
www.belhaven.edu

Nickname: Blazers and Lady Blazers
Colors: Green & Gold

Enrollment: 1300

President: Dr. Roger Parrott

Fieldhouse: Heidelberg Gymnasium (seats 500)

Athletic Director

John Garvilla

Phone: 601-965-5906

Email: jgarvilla@belhaven.edu

Associate Athletic Director

Marty Shirley

Phone: 601-965-7013

Email: mshirley@belhaven.edu

Assistant to Athletic Director

Michelle Hatten

Phone: 601-968-5956

Email: mhatten@belhaven.edu

Coaching Staff:

Men's Basketball

Tom Kelsey

Phone: 601-968-5936

Email: tkelsey@belhaven.edu

Women's Basketball

Billy Evans

Phone: 601-968-8812

Email: bevans@belhaven.edu

Baseball

Hill Denson

Phone: 601-968-8898

Email: hdenson@belhaven.edu

Baseball Assistant

Clay Smith

Phone: 601-968-5984

Email: csmith@belhaven.edu

Softball

Rick Fremin, III

Phone: 601-968-8768

Email: rfremin@belhaven.edu

Belhaven College

Men's Soccer

Marty Shirley

Phone: 601-965-7013
Email: mshirley@belhaven.edu

Women's Soccer

Corey Rose

Phone: 601-968-8708
Email: crose@belhaven.edu

Tennis (Men's & Women's)

Judy Chance

Phone: 601-968-8842
Email: jchance@belhaven.edu

Cross Country (Men's & Women's)

Christie Barber

Phone: 601-968-5985
Email: cbarber@belhaven.edu

Volleyball

Robert Frost

Phone: 601-968-8891
Email: rfrost@belhaven.edu

Golf (Men's and Women's)

TBA

Athletic Trainer

Jeff Martinez

Phone: 601-968-8789
Email: jmartinez@belhaven.edu

Sports Information Director

Bill Rhaly

Phone: 601-968-8765
Email: brhaly@belhaven.edu

Faculty Athletic Representative

Dr. Westley Busbee

Phone: 601-968-5982
Email: wbusbee@belhaven.edu

Registrar

Donna Weeks

Phone: 601-968-5922
Fax: 601-968-9998
Email: dweeks@belhaven.edu

Belhaven Men's Basketball Statistics

Player	G	FG	PCT	3P	PCT	FT	PCT	PTS/AVG	REB/AVG	AST	TO	STL
Johnson	27	171-372	.460	27-87	.310	129-166	.777	498/18.44	143/5.30	26	78	38
Bryant	28	161-286	.563	0-1	.000	122-177	.689	444/15.86	188/6.71	45	77	28
Lewis	26	71-146	.486	1-4	.250	30-50	.600	173/6.65	81/3.12	6	26	10
Foote	27	57-151	.377	36-110	.327	24-30	.800	174/6.44	57/2.11	34	49	26
Pierce	28	56-120	.467	6-20	.300	61-82	.744	179/6.39	101/3.61	69	68	26
Marion	28	48-126	.381	32-98	.327	20-23	.870	148/5.29	53/1.89	15	35	16
Miller	10	14-32	.438	5-17	.294	11-14	.786	44/4.40	22/2.20	22	20	10
Walcott	23	38-78	.487	4-16	.250	15-31	.484	96/4.13	61/2.65	5	26	10
Sturgis	26	29-69	.420	10-30	.333	12-25	.480	80/3.08	80/3.08	11	21	8
Ainsworth	24	27-56	.482	8-22	.364	5-9	.556	67/2.79	62/2.58	12	20	15
Bailey	26	20-60	.333	5-24	.208	15-20	.750	60/2.31	32/1.23	22	48	14
Burns	4	4-13	.308	0-0	.000	0-0	.000	8/2.00	12/3.00	0	6	0
Toor	21	14-22	.636	0-0	.000	6-10	.600	34/1.62	15/0.71	2	9	0
Rogers	20	8-24	.333	6-21	.286	4-7	.571	26/1.30	11/0.55	12	11	8
Washington	7	1-6	.167	1-2	.500	2-2	1.000	5/0.71	10/1.43	4	6	3
Hansberry	1	0-0	.000	0-0	.000	0-0	.000	0/0.00	0/0.00	0	0	1
Morrison	1	0-0	.000	0-0	.000	0-0	.000	0/0.00	0/0.00	0	0	0
Turner	1	0-0	.000	0-0	.000	0-0	.000	0/0.00	0/0.00	0	0	0

Belhaven Women's Basketball Statistics

Player	G	FG	PCT	3P	PCT	FT	PCT	PTS/AVG	REB/AVG	AST	TO	STL
Dukes	14	56-115	.487	0-5	.000	39-52	.750	151/10.79	78/5.57	8	25	5
Stock	25	87-216	.403	25-93	.269	48-79	.608	247/9.88	54/2.16	57	58	39
Leverette	26	109-230	.474	0-0	.000	38-58	.655	256/9.85	110/4.23	13	47	21
Rogers	26	58-168	.345	23-65	.354	59-76	.776	198/7.62	83/3.19	34	62	39
Gray	27	49-146	.336	7-24	.292	85-135	.630	190/7.04	102/3.78	41	82	39
Jordan	26	61-137	.445	0-2	.000	40-58	.690	162/6.23	124/4.77	14	42	24
Barbee	27	44-132	.333	18-63	.286	24-30	.800	130/4.82	62/2.30	103	118	30
Kopszywa	25	39-107	.364	28-74	.378	13-19	.684	119/4.76	40/1.60	25	28	15
Roland	14	17-53	.321	0-0	.000	7-12	.583	41/2.93	44/3.14	3	13	9
Rose	23	22-59	.373	0-0	.000	6-11	.545	50/2.17	28/1.22	4	23	9
Brown	9	7-18	.389	0-0	.000	1-2	.500	15/1.67	20/2.22	0	7	3
Lee	25	12-55	.218	4-12	.333	5-9	.556	33/1.32	33/1.32	8	12	7
Sticker	23	10-30	.333	6-13	.462	2-5	.400	28/1.22	20/0.87	3	15	9
Charbonnet	15	6-22	.273	0-7	.000	5-6	.833	17/1.13	12/0.80	3	5	1
Williams	7	2-8	.250	0-1	.000	0-0	.000	4/0.57	4/0.57	0	5	0
Dominio	20	2-12	.167	2-10	.200	4-7	.571	10/0.50	6/0.30	5	15	2
McDaniels	13	3-10	.300	0-0	.000	0-1	.000	6/0.46	9/0.69	1	3	1
Johnson	3	0-1	.000	0-1	.000	0-0	.000	0/0.00	0/0.00	0	0	0



DILLARD UNIVERSITY
 2601 Gentilly Blvd.
 New Orleans, LA 70122
 Fax #: 504-816-4365
 www.dillard.edu

Nickname: Blue Devils, Lady Blue Devils
Colors: Royal Blue & White
Enrollment: 2000
President: Dr. Marvalene Hughes
Fieldhouse: A.W. Dent (seats 3500)

TEMPORARY ADDRESS: 1555 Poydras Street, 12th Floor
 New Orleans, LA 70112

Athletic Director

Robin Martin
 Phone: 504-816-4752
 Email: rmartin@dillard.edu

Coaching Staff:

Men's Basketball

Anthony Anderson
 Phone: 504-816-4534

Women's Basketball

Robin Martin
 Phone: 504-816-4752

Volleyball

TBA
 Phone: 504-816-4003

Faculty Athletic Representative

Dr. Randolph Peters
 Phone: 504-816-4802
 Fax: 504-816-4381

Registrar

Connie Seymor
 Phone: 504-816-4683



LOUISIANA STATE UNIVERSITY IN SHREVEPORT
 One University Place
 Shreveport, LA 71115
Athletic Department: 318-798-4106
 Fax #: 318-798-4179
 www.lsus.edu

Nickname: Pilots
Colors: Gold & Navy Blue
Enrollment: 4200

President: Dr. Vincent J. Marsala
Fieldhouse: Health & Physical Education Building

Athletic Director

Doug Robinson
 Phone: 318-798-4107
 Home: 318-797-7606
 Email: drobinso@lsus.edu

Athletic Secretary

Sharon Bloxom
 Phone: 318-797-5194
 Email: sbloxom@lsus.edu

Coaching Staff:

Men's Basketball

Chad McDowell
 Phone: 318-798-4110
 Home: 318-207-2423
 Email: cmcdowell@lsus.edu

Women's Basketball

Ronnie Howell
 Phone: 318-798-4111
 Home: 318-752-2946
 Email: rhowell@lsus.edu

Baseball

Rocke Musgraves
 Phone: 318-798-4106
 Home: 318-219-0708
 Email: rmusgrav@lsus.edu

Women's Soccer

Jed Jones
 Phone: 318-797-5094
 Home: 318-524-0520
 Email: jjones@lsus.edu

Louisiana State University in Shreveport

Sports Information/Publicity

Allan Cantwell

Phone: 318-795-2475
 Cell: 318-834-3727
 Email: sports@lsus.edu

Faculty Athletic Representative

Dr. Terry G. Harris

Phone: 318-797-5368
 Home: 318-797-2323
 Email: tharris@lsus.edu

Registrar

Mickey Diez

Phone: 318-797-5112
 Email: mdiez@lsus.edu

LSU-S Men's Basketball Statistics

Player	G	FG	PCT	3P	PCT	FT	PCT	PTS/AVG	REB/AVG	AST	TO	STL
Payne	32	208-483	.431	120-300	.400	120-138	.870	656/20.50	99/3.09	91	71	64
Porter	32	224-508	.441	100-283	.353	64-73	.877	612/19.13	150/4.69	74	54	54
Palmer	22	151-274	.551	22-58	.379	22-40	.550	346/15.73	188/8.55	19	45	17
Johnston	31	190-309	.615	0-2	.000	105-175	.600	485/15.65	167/5.39	30	33	22
Roome	32	132-209	.632	1-2	.500	79-134	.590	344/10.75	220/6.88	38	62	22
Hughes	31	53-106	.500	11-22	.500	59-74	.797	176/5.68	85/2.74	136	48	31
Sowell	31	63-143	.441	9-32	.281	27-49	.551	162/5.23	152/4.90	32	45	30
Tyer	30	57-106	.538	12-29	.414	10-14	.714	136/4.53	72/2.40	20	22	9
Simmons	28	49-94	.521	16-39	.410	11-21	.524	125/4.46	42/1.50	41	34	28
Hughes	1	1-3	.333	1-1	1.000	0-0	.000	3/3.00	4/4.00	4	2	0
Blankenship	32	20-69	.290	12-47	.255	32-41	.780	84/2.63	82/2.56	199	50	36
Goff	15	11-22	.500	6-14	.429	1-4	.250	29/1.93	13/0.87	15	2	3
Hardy	22	15-24	.625	0-4	.000	7-13	.538	37/1.68	21/0.96	18	5	13
Waffer	15	7-13	.538	0-1	.000	0-0	.000	14/0.93	15/1.00	2	5	1

LSU-S Women's Basketball Statistics

Player	G	FG	PCT	3P	PCT	FT	PCT	PTS/AVG	REB/AVG	AST	TO	STL
Kelley	22	129-275	.469	21-72	.292	71-87	.816	350/15.91	134/6.09	65	62	72
Roque	22	89-262	.340	25-91	.275	42-58	.724	245/11.14	64/2.91	50	53	37
Stafford	7	19-65	.292	8-31	.258	15-22	.682	61/8.71	26/3.71	15	22	16
Spyhalski	22	67-147	.456	0-6	.000	51-70	.729	185/8.41	155/7.05	26	39	25
Cryer	22	47-117	.402	6-11	.545	48-56	.857	148/6.73	84/3.82	34	46	23
Sells	22	57-130	.438	0-0	.000	30-52	.577	144/6.55	102/4.64	22	37	20
Castle	22	39-107	.364	1-3	.333	26-37	.703	105/4.77	111/5.05	24	41	30
Walker	10	18-42	.429	0-4	.000	11-15	.733	47/4.70	9/0.90	5	11	9
Johnson	17	24-62	.387	11-32	.344	15-17	.882	74/4.35	23/1.35	27	61	17
Chiri	14	13-34	.382	10-27	.370	2-2	1.000	38/2.71	16/1.14	3	4	2
Hicks	7	4-14	.286	0-1	.000	9-14	.643	17/2.43	10/1.43	6	4	3
Pena	11	9-26	.346	0-1	.000	0-2	.000	18/1.64	19/1.73	23	23	10
Chase	11	7-15	.467	0-0	.000	2-2	1.000	16/1.46	14/1.27	1	2	3
Braggs	10	3-14	.214	0-6	.000	0-0	.000	6/0.60	3/0.30	1	6	0



LOYOLA UNIVERSITY
 6363 St. Charles Ave., Box 53
 New Orleans, LA 70118
 Fax #: 504-864-7380
 www.loyno.edu

Nickname: Wolfpack
Colors: Maroon & Gold
Enrollment: 5000

President: Rev. Kevin Wildes, S.J.
Fieldhouse: The Den (Loyola Sports Complex)

Athletic Director

Dr. Michael Giorlando
 Phone: 504-864-7711
 Home: 225-761-7778
 Email: giorland@loyno.edu

Associate Athletic Director

Brett Simpson
 Phone: 504-864-7396
 Home: 504-258-7857
 Email: bsimpson@loyno.edu

Assistant Athletic Director

DoBee Plaisance
 Phone: 504-864-7577
 Home: 504-371-7171
 Email: mplaisan@loyno.edu

Michael "Doc" Beeman
 Phone: 504-864-7392
 Email: dbeeman@loyno.edu

Administrative Assistant

Doris Bordelon
 Phone: 504-864-7225
 Email: dsbordel@loyno.edu

Coaching Staff:
Men's Basketball

Dr. Michael Giorlando
 Phone: 504-864-7711
 Home: 225-761-7778
 Email: giorland@loyno.edu

Loyola University

Women's Basketball

DoBee Plaisance
 Phone: 504-864-7577
 Home: 504-371-7171
 Email: mplaisan@loyno.edu

Baseball

Michael "Doc" Beeman
 Phone: 504-864-7392
 Email: dbeeman@loyno.edu

Track/Cross Country
(Men's & Women's)

Al Seither
 Phone: 504-864-7395
 Home: 985-892-6334
 Email: aseither@loyno.edu

Women's Soccer

David Poggi
 Phone: 504-864-7398
 Email: poggi@loyno.edu

Volleyball

Thomas Harold
 Phone: 504-864-7397
 Home: 504-833-5995
 Email: tharold@loyno.edu

Sports Information Director

Brett Simpson
 Phone: 504-864-7396
 Home: 504-258-7857
 Email: bsimpson@loyno.edu

Faculty Athletic Representative

Dr. Kate Adam
 Phone:
 Email:

Registrar

Kathy Gros
 Phone: 504-865-3552
 Email: kgros@loyno.edu

Loyola University Men's Basketball Stats

Player	G	FG	PCT	3P	PCT	FT	PCT	PTS/AVG	REB/AVG	AST	TO	STL
Zumo	17	88-216	.407	28-89	.315	47-62	.758	251/14.77	54/3.18	34	45	15
Bunn	17	61-148	.412	27-74	.365	69-81	.852	218/12.82	56/3.29	46	58	36
Beaulieu	16	64-165	.388	22-65	.338	44-70	.629	194/12.13	57/3.56	41	48	23
Faranda	17	75-142	.528	0-0	.000	38-63	.603	188/11.06	107/6.29	6	32	5
Creel	16	26-43	.605	0-0	.000	6-14	.429	58/3.63	58/3.63	10	21	8
Olivard	13	15-46	.326	0-1	.000	16-24	.667	46/3.54	35/2.69	7	22	0
Wurts	17	18-41	.439	0-1	.000	15-25	.600	51/3.00	35/2.06	11	16	4
Williams	14	9-20	.450	6-14	.429	8-11	.727	32/2.29	6/0.43	4	13	5
Curtain	15	8-19	.421	0-0	.000	4-8	.500	20/1.33	18/1.20	1	8	4
McGovern	17	8-14	.571	1-3	.333	2-3	.667	19/1.12	16/0.94	8	8	1
Gilliland	9	1-2	.500	1-2	.500	2-2	1.000	5/0.56	0/0.00	0	1	0
Colombo	10	1-3	.333	0-0	.000	2-2	1.000	4/0.40	4/0.40	4	4	0
Ray	9	1-2	.500	0-0	.000	0-0	.000	2/0.22	2/0.22	1	0	1

Loyola University Women's Basketball Stats

Player	G	FG	PCT	3P	PCT	FT	PCT	PTS/AVG	REB/AVG	AST	TO	STL
Schork	14	59-165	.358	43-123	.350	16-23	.696	177/12.64	48/3.43	35	59	20
Holland	14	53-162	.327	26-80	.325	23-34	.676	155/11.07	126/9.00	48	38	31
Smith, Tranell	14	37-112	.330	9-38	.237	45-70	.643	128/9.14	47/3.36	29	26	23
Bilinski	14	47-115	.409	0-2	.000	27-43	.628	121/8.64	78/5.57	8	21	21
Rigg	14	41-87	.471	1-3	.333	11-18	.611	94/6.71	51/3.64	4	28	6
Smith, Tranese	14	26-64	.406	6-17	.353	31-42	.738	89/6.36	39/2.79	4	28	10
Joiner	13	10-22	.455	0-0	.000	5-11	.455	25/1.92	19/1.46	1	7	5
Kovach	14	7-21	.333	2-10	.200	7-11	.636	23/1.64	9/0.64	5	14	10
Mainguy	13	7-27	.259	2-5	.400	3-6	.500	19/1.46	15/1.15	3	8	6
Hernandez	13	5-18	.278	5-16	.313	0-0	.000	15/1.15	7/0.54	3	5	2
Blanchard	14	6-25	.240	3-15	.200	0-1	.000	15/1.07	9/0.64	4	9	3



UNIVERSITY OF MOBILE
 5735 College Parkway
 Mobile, AL 36613
 Fax #: 251-442-2499 or 251-442-2564
 www.umobile.edu

Nickname: Rams
Colors: Maroon & White
Enrollment: 2000
President: Dr. Mark Foley
Fieldhouse: H. Austill Pharr (Seats 1500)

Athletic Director

Dr. John Runda

Phone: 251-442-2279
 Cell: 251-978-8533
 Home: 251-987-5111
 Email: jarunda@gulftel.com

Secretary

Kasie Person

Phone: 251-442-2563
 Email: kasiep@mail.umobile.edu

Coaching Staff:

Men's Basketball

Joe Niland

Phone: 251-442-2288
 Home: 251-661-4743
 Email: jnmobile@hotmail.com

Assistant

Eddie Timmons

Phone: 251-442-2399

Women's Basketball

Martha Gore-Algernon

Phone: 251-442-2260
 Cell: 251-533-6080
 Home: 251-675-2775
 Email: goremарtha@hotmail.com

Assistant

Michael Berry

Phone: 251-442-2400
 Cell: 251-545-6323
 Email: coachberry@usa.com

University of Mobile

Baseball

Mike Jacobs

Phone: 251-442-2228
Cell: 251-786-4000
Home: 251-666-1775
Email: mjacobs@mail.umobile.edu

Assistant

Jon Seymour

Phone: 251-442-2306
Email: jcs_17um@hotmail.com

Softball

Coby Mackin

Phone: 251-442-2277
Email: cmackin@mail.umobile.edu

Men's Soccer

Peter Fuller

Phone: 251-442-2363
Home: 251-679-7575
Cell: 251-583-4711

Assistant

Brian Person

Phone: 251-442-2397
Home: 251-442-3743
Email: bperson@mail.umobile.edu

Women's Soccer

Uwe Tittl

Phone: 251-442-2364
Cell: 251-895-1741
Email: utittl@mail.umobile.edu

Men's Golf

Terry Hopper

Phone: 251-442-2258
Home: 251-675-4694
Email: mobilegolf@hotmail.com

Women's Golf

Maggie Kendall

Email: mags2021@hotmail.com

Women's Tennis

Uwe Tittl

Phone: 251-442-2364
Cell: 251-895-1741
Email: utittl@mail.umobile.edu

University of Mobile

Volleyball

Jon Campbell

Phone: 251-442-2369
Cell: 251-610-1166
Home: 251-675-8930
Email: jcampbell@mail.umobile.edu

Head Trainer

Assistant

Amber Campbell

Jinni Frisbey

Phone: 251-442-2361
Cell: 251-454-8283
Email: jinnif@mail.umobile.edu

Assistant

Melissa Thomas

Phone: 251-442-2561
Cell: 251-604-4269
Email: melissat@mail.umobile.edu

Sports Information/Publicity

Matthew Hicks

Phone: 251-442-2264
Cell: 251-605-5887
Fax: 251-442-2499
Email: mhicks@mail.umobile.edu

Faculty Athletic Representative

Kathy Dunning

Phone: 251-442-2281
Email: kdunning@mail.umobile.edu

Registrar

Donald Berry

Phone: 251-442-2203
Fax: 251-442-2505
Email: donalddb@mail.umobile.edu

University of Mobile Men's Basketball Statistics

Player	G	FG	PCT	3P	PCT	FT	PCT	PTS/AVG	REB/AVG	AST	TO	STL
Fitzgerald	30	155-292	.531	23-86	.267	56-92	.609	389-12.97	92-3.07	62	46	50
Comagic	29	114-231	.494	14-47	.298	59-79	.747	301-10.38	129-4.45	31	45	28
Pellan	30	99-193	.513	38-81	.469	52-79	.658	288-9.60	139-4.63	49	66	25
Bolden	29	91-204	.446	30-94	.319	56-74	.757	268-9.24	105-3.62	52	46	59
Jordan	30	108-202	.535	4-8	.500	56-87	.644	276-9.20	143-4.77	19	52	20
Bostic	28	76-172	.442	35-85	.412	46-60	.767	233-8.32	68-2.43	45	44	40
Spencer	30	84-184	.457	22-65	.338	41-78	.526	231-7.70	52-1.73	65	63	36
Moreaux	30	39-78	.500	6-20	.300	28-41	.683	112-3.73	32-1.07	47	44	35
Timmons	26	39-75	.520	0-1	.000	12-21	.571	90-3.46	44-1.69	13	32	11
Foxworth	28	19-37	.514	0-0	.000	19-33	.576	57-2.04	33-1.18	8	19	10
Burden	24	13-38	.342	2-8	.250	7-16	.438	35-1.46	19-0.79	14	18	9
Singleton	9	2-6	.333	2-5	.400	1-2	.500	7-0.78	1-0.11	1	1	0

University of Mobile Women's Basketball Statistics

Player	G	FG	PCT	3P	PCT	FT	PCT	PTS/AVG	REB/AVG	AST	TO	STL
Coston	27	175-321	.545	1-3	.333	128-206	.621	479-17.74	286-10.59	48	102	39
Rybarczyk	29	152-263	.578	0-0	.000	109-183	.596	413-14.24	243-8.38	27	65	36
Leary	27	90-184	.489	1-2	.500	43-71	.606	224-8.30	113-4.19	35	52	14
Goodly	20	61-135	.452	13-44	.295	17-35	.486	152-7.60	52-2.60	28	47	49
Kostandinovic	29	76-183	.415	12-35	.343	53-69	.768	217-7.48	93-3.21	71	84	33
Campbell	29	48-141	.340	19-73	.533	17-26	.654	132-4.55	50-1.72	62	61	25
Ledwaba	29	53-112	.473	8-15	.533	15-32	.469	129-4.45	110-3.79	21	49	21
Manning	29	45-99	.455	1-3	.333	28-49	.571	119-4.10	96-3.31	17	49	14
Rose	29	37-110	.336	20-72	.278	21-29	.724	115-3.97	44-1.52	28	33	16
Williams	25	39-89	.438	7-15	.467	14-18	.778	99-3.96	33-1.32	31	41	18
Ford	17	22-61	.361	1-9	.111	1-5	.200	46-2.71	26-1.53	24	43	13
Guy	13	3-14	.214	0-3	.000	6-8	.750	12-0.92	5-0.39	3	8	6



SOUTHERN UNIVERSITY IN NEW ORLEANS
6400 Press Drive
New Orleans, LA 70126
Fax #: 504-284-5520

Nickname: SUNO Knights
Colors: Blue & Gold
Enrollment: 3600
Chancellor: Dr. Victor Ukpolo

TEMPORARY ADDRESS: 6801 Press Drive
New Orleans, LA 70112

Athletic Director

Elston King
 Phone: 504-286-5197

Coaching Staff:
Men's Basketball

Marco Bourne
 Phone: 504-286-5192

Women's Basketball

Elston King
 Phone: 504-286-5197
 Home: 504-948-2489

Cross Country and Track
(Men and Women)

Stephanie Minto
 Phone: 504-286-5332

Sports Information/Publicity

Each coach is responsible

Faculty Athletic Representative

Dr. Vincent Johnson
 Phone: 504-286-5141
 Fax: 504-284-5512
 Email: vjohnson@suno.edu

Registrar

Gladys Allen
 Phone: 504-286-5320
 Email: gallen@suno.edu

SUNO Men's Basketball Statistics

Player	G	FG	PCT	3P	PCT	FT	PCT	PTS/AVG	REB/AVG	AST	TO	STL
Chaney	13	64-178	.360	28-91	.308	31-44	.705	187-14.39	45-3.46	35	24	18
Rogers	8	41-68	.603	0-0	.000	29-63	.460	111-13.88	59-7.38	10	17	7
Williams	14	72-158	.456	19-45	.422	24-35	.686	187-13.36	62-4.43	22	52	5
Scott	5	27-61	.443	5-19	.263	7-16	.438	66-13.20	18-3.60	9	17	9
Stalling	14	37-88	.420	0-1	.000	27-72	.792	131-9.36	76-5.43	8	33	16
Wimberly	15	46-117	.393	16-51	.314	26-35	.743	134-8.93	44-2.93	45	59	16
Battle	15	29-59	.492	2-5	.400	11-19	.579	71-4.73	40-2.67	9	34	4
Hines	10	17-34	.500	0-0	.000	7-13	.538	41-4.10	36-3.60	2	9	1
Brunson	15	20-57	.351	0-5	.000	10-22	.455	50-3.33	31-2.07	17	25	7
Coleman	10	12-32	.375	0-3	.000	2-2	1.000	26-2.60	30-3.00	4	15	6

SUNO Women's Basketball Did Not Participate



SPRING HILL COLLEGE
 4000 Dauphin Street
 Mobile, AL 36608-0220
Athletic Department: 251-380-3485
Fax #: 251-460-2196
www.shc.edu

Nickname: Badgers, Lady Badgers
Colors: Purple & White
Enrollment: 1200

President: Fr. Gregory F. Lucey, S.J.
Fieldhouse: Outlaw Recreation Center (2,000)

Athletic Director

Scott Westbrook

Phone: 251-380-3491
 Email: swestbrook@shc.edu

Assistant Athletic Director

Bill Hood

Phone: 251-380-4461
 Email: gwhood@shc.edu

Athletic Secretary

Sharon Jones

Phone: 251-380-3485
 Email: sljones@shc.edu

Coaching Staff:

Men's Basketball

Robert Thompson

Phone: 251-380-4460
 Email: rthompson@shc.edu

Women's Basketball

Robin Jeffries

Phone: 251-380-3488
 Email: rjeffries@shc.edu

Baseball

Frank Sims

Phone: 251-380-3486
 Email: fsims@shc.edu

Cross Country (Men's & Women's)

Chris Hughes

Phone: 251-380-2292
 Email: chughes@shc.edu

Spring Hill College

Golf (Men's & Women's)

Steve Hodges

Phone: 251-380-4659
Email: shodges@shc.edu

Soccer (Men's & Women's)

Adam Pearce

Phone: 251-380-4475
Email: apearce@shc.edu

Tennis (Men's & Women's)

Randall Guest

Phone: 251-380-3491
Email: rguest@shc.edu

Softball

Alison Cook

Phone: 251-380-3489
Email: acook@shc.edu

Volleyball

TBA

Phone: 251-380-4475

Sports Information/Publicity

Mandy Brown

Phone: 251-380-4468
Email: abrown@shc.edu

Faculty Athletic Representative

Dr. James Larriviere

Phone: 251-380-4453
Fax: 251-460-2178
Email: jlarriviere@shc.edu

Registrar

Stuart Moore

Phone: 251-380-2240
Email: smoore@shc.edu

Spring Hill College Men's Basketball Statistics

Player	G	FG	PCT	3P	PCT	FT	PCT	PTS/AVG	REB/AVG	AST	TO	STL
Green	31	165-343	.481	65-130	.500	145-175	.829	540-17.42	122-3.94	72	76	36
Falkner	30	166-272	.610	0-0	.000	116-156	.744	448-14.93	298-9.93	53	80	34
Covington	25	93-197	.472	57-119	.479	43-67	.642	286-11.44	88-3.52	20	50	16
Price	25	76-178	.427	29-76	.382	80-103	.777	261-10.44	77-3.08	79	67	35
Woolridge	31	107-254	.421	63-161	.391	35-40	.875	312-10.07	86-2.77	39	42	17
Baldwin	29	96-187	.513	6-28	.214	71-92	.772	269-9.28	130-4.48	28	50	32
Dean	3	9-14	.643	0-0	.000	1-2	.500	19-6.33	16-5.33	3	2	2
Ezekwe	26	44-98	.449	15-37	.405	36-52	.692	139-5.35	51-1.96	49	33	19
Forshier	19	18-40	.450	14-31	.452	8-9	.889	58-3.05	10-0.53	7	11	1
Coleman	24	19-44	.432	1-8	.125	10-15	.667	49-2.04	35-1.46	40	30	10
Crawford	24	16-36	.444	6-14	.429	7-12	.583	45-1.88	21-0.88	3	10	1
Zieman	28	10-25	.400	0-3	.000	12-21	.571	32-1.14	35-1.25	54	43	17

Spring Hill College Women's Basketball Statistics

Player	G	FG	PCT	3P	PCT	FT	PCT	PTS/AVG	REB/AVG	AST	TO	STL
Rodriguez	21	108-251	.430	11-37	.297	55-84	.655	282-13.43	98-4.67	83	74	52
McHugh	25	86-220	.391	63-161	.391	36-53	.679	271-10.84	81-3.24	72	52	51
Thomas	25	101-193	.523	1-7	.143	38-76	.500	241-9.64	174-6.96	20	44	35
Belton	25	67-205	.327	22-85	.259	34-49	.694	190-7.60	96-3.84	60	101	31
Moran	7	17-45	.378	5-15	.333	5-10	.500	44-6.29	33-4.71	6	10	9
Hollis	24	37-106	.349	24-68	.353	22-26	.846	120-5.00	27-1.13	15	28	11
Shields	25	49-105	.467	0-3	.000	19-28	.679	117-4.68	101-4.04	18	57	9
Brazzell	23	35-109	.321	15-52	.288	18-28	.643	103-4.48	69-3.00	23	40	11
Forbes	14	15-49	.306	0-5	.000	8-13	.615	38-2.71	21-1.50	6	15	3
Aucoin	22	21-72	.292	8-31	.258	5-8	.625	55-2.50	59-2.68	16	22	9
Lemoine	4	3-5	.600	2-3	.667	0-0	.000	8-2.00	2-0.50	4	2	2
Parker	14	8-17	.471	0-0	.000	7-9	.778	23-1.64	28-2.00	1	7	0
Collins	3	2-3	.667	0-0	.000	0-0	.000	4-1.33	0-0.00	0	2	0



TOUGALOO COLLEGE
 500 West County Line Rd
 Tougaloo, MS 39174
 Fax #: 601-977-4497
 www.tougaloo.edu

Nickname: Bulldogs, Lady Bulldogs
Colors: Royal Blue & Scarlet Red
Enrollment: 1000
President: Dr. Beverly Hogan

Fieldhouse: George A & Ruth B. Owens Health & Wellness Center (Seats 2500)

Athletic Director

Dr. James C. Coleman
 Phone: 601-977-7809
 Email: jcoleman@tougaloo.edu

Assistant Athletic Director

Lafayette Stribling
 Phone: 601-977-6170

Coaching Staff:

Men's Basketball

Assistant

Lafayette Stribling
 Phone: 601-977-6170
Harvey Wardell
 Phone: 601-977-6162
 Email: hwardell@tougaloo.edu

Women's Basketball

Assistant

Joseette Barton
 Phone: 601-977-6171
 Email: jbarton@tougaloo.edu

Baseball

TBA
 Phone: 601-977-4479
Earl Sanders
 Phone: 601-977-6186
 Email: esanders@tougaloo.edu

Cross Country

TBA
 Phone: 601-977-6162

Golf

Clarence Hogan
 Phone: 601-291-9578

Tougaloo College

Tennis

Curtis Shaw
 Phone: 601-977-7719
 Email: cshaw@tougaloo.edu

Sports Information/Publicity

Markeshia Jiles
 Phone: 601-977-6161
 Email: mjiles@tougaloo.edu

Faculty Athletic Representative

Dr. Brian Anderson
 Phone: 601-977-4431
 Email: banderson@tougaloo.edu

Registrar

Carolyn Evans
 Phone: 601-977-7765

Tougaloo College Men's Basketball Statistics

Player	G	FG	PCT	3P	PCT	FT	PCT	PTS/AVG	REB/AVG	AST	TO	STL
McDonald	10	53-116	.457	24-53	.453	22-35	.629	152-15.20	31-3.10	9	32	10
McCoy	7	34-77	.442	15-45	.333	17-27	.630	100-14.29	22-3.14	13	36	10
Burton	8	43-81	.531	4-21	.190	15-19	.789	105-13.13	71-8.88	9	16	8
Caston	10	35-102	.343	10-41	.244	40-57	.702	120-12.00	32-3.20	41	35	15
Norris	13	48-114	.421	2-7	.286	25-35	.714	123-9.46	72-5.54	14	35	10
Hodges	25	83-209	.397	24-88	.273	37-57	.649	227-9.08	82-3.28	39	53	14
Calvert	24	76-156	.487	1-5	.200	32-52	.615	185-7.71	116-4.83	13	44	21
Jones	20	47-90	.522	0-0	.000	49-94	.521	143-7.15	133-6.65	22	50	9
Thomas	7	13-45	.289	0-3	.000	5-10	.500	31-4.43	38-5.43	8	13	2
Roland	17	15-51	.294	8-34	.235	24-30	.800	62-3.65	8-0.47	18	21	12
Bolden	10	9-31	.290	1-5	.200	17-23	.739	36-3.60	14-1.40	12	22	12
Crisler	23	29-94	.309	20-78	.256	4-9	.444	82-3.57	26-1.13	13	12	13
Harris	11	14-43	.326	9-30	.300	1-5	.200	38-3.46	3-0.27	2	3	5
Harper	16	13-34	.382	6-14	.429	18-22	.818	50-3.13	15-0.94	2	8	3
Thomas	13	10-26	.382	6-17	.353	14-15	.933	40-3.08	38-5.43	4	11	2
White	25	24-71	.338	7-20	.350	18-31	.581	73-2.92	61/2.44	9	30	13
Brown	12	4-9	.444	0-0	.000	1-3	.333	9-0.75	20-1.67	4	7	0
Marks	8	1-2	.500	0-0	.000	1-4	.250	3-0.38	9-1.13	0	3	0

Tougaloo College Women's Basketball Statistics

Player	G	FG	PCT	3P	PCT	FT	PCT	PTS/AVG	REB/AVG	AST	TO	STL
Smith	23	135-274	.493	5-17	.294	66-102	.647	341-14.83	163-7.09	22	39	39
Thomas	23	131-272	.482	3-19	.158	57-93	.613	322-14.00	199-8.65	51	75	53
Lindsay	23	69-220	.314	24-78	.308	33-49	.673	195-8.48	48-2.09	42	58	23
Taylor	23	63-202	.312	15-69	.217	50-77	.649	191-8.30	65-2.83	38	68	40
Coleman	23	64-165	.388	11-41	.268	17-28	.607	156-6.78	61-2.65	93	76	51
Sanders	23	42-123	.341	7-23	.304	37-57	.649	128-5.57	98-4.26	28	43	27
Hall	18	29-65	.446	0-2	.000	22-36	.611	80-4.44	89-4.94	5	15	9
McElroy	2	2-4	.500	0-0	.000	1-1	1.000	5-2.50	5-2.50	0	3	0
Biggs	14	6-16	.375	0-0	.000	12-19	.632	24-1.71	8-0.57	8	11	10
Barnes	16	9-23	.391	0-0	.000	3-6	.500	21-1.31	16-1.00	0	8	4
Sherrod	4	2-5	.400	0-0	.000	1-2	.500	5-1.25	8-2.00	1	1	0
Williams	17	5-20	.250	0-3	.000	6-11	.545	16-0.94	20-1.18	3	12	5
Woods	11	4-16	.250	0-0	.000	1-3	.333	9-0.82	13-1.18	0	10	3
Brown	1	0-1	.000	0-0	.000	0-0	.000	0-0.00	0-0.00	0	3	1
Houston	1	0-1	.000	0-0	.000	0-0	.000	0-0.00	2-2.00	1	2	0



WILLIAM CAREY UNIVERSITY
 498 Tuscan Avenue
 Hattiesburg, MS 39401-5461
 Fax #: 601-318-6550
 www.wmcarey.edu

Nickname: Crusaders, Lady Saders
Colors: Red, White & Black
Enrollment: 2700
President: Dr. Larry Kennedy

Gulfport
 1856 Beach Drive

New Orleans
 3939 Gentilly Blvd.

Athletic Director

Steve Knight

Phone: 601-318-6415
 Cell: 601-549-7626
 Home: 601-268-7039
 Email: sknight@wmcarey.edu

Administrative Assistant

Regina Knight

Phone: 601-318-6588
 Home: 601-268-7039
 Email: rknight@wmcarey.edu

Coaching Staff:

Men's Basketball

Steve Knight

Phone: 601-318-6415
 Home: 601-268-7039
 Email: sknight@wmcarey.edu

Assistant

Tracy English

Phone: 601-318-6111
 Home: 601-261-2441
 Email: tenglish@wmcarey.edu

William Carey University

Women's Basketball

Tracy English

Phone: 601-318-6111
Home: 601-261-2441
Fax: 601-318-6200
Email: tenglish@wmcarey.edu

Assistant

D. J. Pulley

Phone: 601-318-6771
Cell: 601-270-7592
Fax: 601-318-6200

Baseball

Bobby Halford

Phone: 601-318-6110
Home: 601-264-1550
Fax: 601-318-6550
Email: bhalford@wmcarey.edu

Assistant

Jeff Long

Phone: 601-318-6612
Email: jlong@wmcarey.edu

Softball

Wendy Hogue

Phone: 601-318-6551
Home: 601-583-4111
Fax: 601-318-6770
Email: whogue@wmcarey.edu

Assistant

Craig Fletcher

Phone: 601-318-6551
Email: cfletcher@wmcarey.edu

Soccer (Men's)

Nigel Boulton

Phone: 601-318-6401
Home: 601-261-3027
Fax: 601-318-6770
Email: nboulton@wmcarey.edu

Soccer (Women's)

Danny Owens

Phone: 601-318-6589
Fax: 601-318-6770
Email: dowens@wmcarey.edu

Men's Golf

D. J. Pulley

Phone: 601-318-6771
Cell: 601-270-7592
Email: djpulley@wmcarey.edu

William Carey University

Sports Information/Publicity

D. J. Pulley

Phone: 601-318-6771
Cell: 601-270-7592
Fax: 601-318-6200
Email: djpulley@wmcarey.edu

Faculty Athletic Representative

Dr. E. Milton Wheeler

Phone: 601-318-6165
Home: 601-268-3126
Fax: 601-318-6454

Registrar

TBA

Phone: 601-318-6195
Fax: 601-318-6196

William Carey University Men's Basketball Statistics

Player	G	FG	PCT	3P	PCT	FT	PCT	PTS/AVG	REB/AVG	AST	TO	STL
Dorsey	28	161-310	.519	22-51	.431	118-181	.652	462-16.50	208-7.43	35	69	34
Robins	26	148-261	.567	15-41	.366	89-121	.736	400-15.39	143-5.50	35	83	29
Leslie	28	108-187	.578	12-26	.462	69-82	.841	297-10.61	121-4.32	18	72	27
Fletcher	28	81-220	.368	52-148	.351	52-62	.839	266-9.50	41-1.46	70	49	23
Anderson	2	5-14	.357	2-7	.286	2-3	.667	14-7.00	4-2.00	3	5	1
Lockhart	27	47-138	.341	30-96	.313	18-23	.783	142-5.26	20-0.74	30	60	16
Kish	28	40-124	.323	34-101	.337	19-24	.792	133-4.75	56-2.00	53	81	11
Eberle	28	29-73	.397	0-0	.000	21-35	.600	79-2.82	94-3.36	5	26	4
Rigdon	25	16-46	.348	2-11	.182	5-11	.455	39-1.56	28-1.12	31	24	8
Quinn	26	14-49	.286	8-34	.235	4-9	.444	40-1.54	41-1.58	13	18	8
Merritt	22	9-35	.257	5-24	.208	7-9	.778	30-1.36	20-0.91	11	15	3
Lewis	20	5-9	.556	0-0	.000	9-21	.429	19-0.95	14-0.70	2	4	3
Gay	14	4-14	.286	0-3	.000	3-9	.333	11-0.79	3-0.21	3	12	2
White	12	3-9	.333	0-0	.000	2-4	.500	8-0.67	11-0.92	0	5	2



XAVIER UNIVERSITY OF LOUISIANA

1 Drexel Drive
New Orleans, LA 70125
Fax #: 504-520-7934
www.xula.edu

Nickname: Gold Rush, Gold Nuggets

Colors: Gold & White

Enrollment: 3900

President: Dr. Norman C. Francis

Fieldhouse: The Barn (Seats 1200)

William Carey University Women's Basketball Statistics

Player	G	FG	PCT	3P	PCT	FT	PCT	PTS/AVG	REB/AVG	AST	TO	STL
McGill	24	105-277	.379	64-193	.332	35-51	.686	309-12.88	132-5.50	37	46	42
Blackledge	24	83-176	.472	0-0	.000	40-71	.563	206-8.58	112-4.67	7	34	10
Smith	23	51-155	.329	25-70	.357	59-89	.663	186-8.09	75-3.26	31	54	33
Evans	24	73-182	.401	14-56	.250	29-46	.630	189-7.88	96-4.00	61	78	93
Norman	23	55-110	.500	0-0	.000	49-75	.653	159-6.91	61-2.65	10	33	14
Pendarvis	24	47-140	.336	4-16	.250	40-70	.571	138-5.75	90-3.75	33	51	28
Cyprien	24	54-151	.358	3-26	.115	20-33	.606	131-5.46	109-4.54	47	77	45
Parker	22	41-112	.366	0-5	.000	20-39	.513	102-4.64	72-3.27	23	32	11
Holloway	24	13-47	.277	5-23	.217	10-18	.556	51-1.71	37-1.54	8	20	15
Gilmore	20	11-30	.367	10-25	.400	0-0	.000	32-1.60	9-0.45	4	26	4
Hutchison	14	9-21	.429	0-1	.000	3-5	.600	21-1.50	29-2.07	2	8	4
Jackson	21	9-29	.310	3-11	.273	4-8	.500	25-1.19	12-0.57	4	19	4
McShea	3	1-2	.500	1-1	1.000	0-0	.000	3-1.00	2-0.67	0	1	0
Clarke	10	0-9	.000	0-6	.000	2-2	1.000	2-0.20	3-0.30	4	4	0
Knight	9	0-5	.000	0-0	.000	0-0	.000	0-0.00	6-0.67	1	5	0

Athletic Director

Dennis Cousin

Phone: 504-520-7330
Home: 985-643-8185
Email: dcousin1@xula.edu

Athletic Administrative Assistant II

Alma Henderson

Phone: 504-520-7229
Email: ahenders@xula.edu

Coaching Staff:

Men's Basketball

Dannton Jackson

Phone: 504-520-5448
Home: 504-482-8483
Email: djackson@xula.edu

Women's Basketball

Robert Browder

Phone: 504-520-7333
Email: dbrowder@xula.edu

Assistant

Darrilyn Broussard

Phone: 504-520-7513
Home: 504-361-1444
Email: dbrouss1@xula.edu

Xavier University

**Cross Country and Track
(Men's and Women's)
Tennis (Men's and Women's)**

Joseph Moses
Phone: 504-520-5007

Alan Green
Phone: 504-520-5008

Sports Information/Publicity

TBA
Phone: 504-520-5707
Fax: 504-520-7983

Head Athletic Trainer

Kris Turner
Phone: 504-520-6702
Email: kturner@xula.edu

Recreational Sports Director

Silas Steele
Phone: 504-520-7334
Home: 504-812-9275
Email: ssteele@xula.edu

Faculty Athletic Representative

Sr. Grace Mary Flickinger
Phone: 504-520-7526
Home: 504-482-0917
Fax: 504-520-7918
Email: gflickin@xula.edu

Registrar

Jo Ann Taylor (on medical leave)
Phone: 504-520-7599
Home: 504-482-2239
Email: jtaylor@xula.edu

2005-2006 Men's Basketball Team Statistics GCAC Standings

FINAL REGULAR SEASON STANDINGS Men's Basketball

Team	Conference Games					Overall Record				
	W	L	PCT	PF	PA	W	L	PCT	PF	PA
LSU-S	12	2	.857	94.00	78.21	28	4	.875	100.28	82.31
Mobile	11	3	.786	78.71	65.07	22	8	.733	78.87	64.13
Spring Hill	11	3	.786	79.86	70.79	22	9	.710	79.13	72.03
Belhaven	9	5	.643	74.64	70.07	16	13	.552	72.76	72.93
William Carey	5	9	.357	73.36	78.07	7	21	.250	69.32	81.36
Loyola	4	10	.286	65.14	70.21	5	12	.294	64.00	71.35
Tougaloo	2	12	.143	59.36	76.00	5	20	.200	63.20	77.84
SUNO	2	12	.143	66.71	83.36	2	13	.133	67.00	85.80

TEAM SCORING OFFENSE

SCHOOL	W-L	G	POINTS	AVG
LSU-S	28-4	32	3209	100.28
Spring Hill	22-9	31	2458	79.29
Mobile	22-8	30	2287	76.23
Belhaven	16-13	29	2110	72.76
Wm. Carey	7-21	28	1940	69.29
SUNO	5-20	15	1004	66.93
Loyola	5-12	17	1088	64.00
Tougaloo	5-20	25	1579	63.16

TEAM SCORING DEFENSE

SCHOOL	W-L	G	POINTS	AVG
Mobile	22-8	30	1926	64.20
Loyola	5-12	17	1212	71.29
Spring Hill	22-9	31	2238	72.19
Belhaven	16-13	29	2115	72.93
Tougaloo	5-20	25	1946	77.84
Wm. Carey	7-21	27	2183	80.85
LSU-S	28-4	32	2634	82.31
SUNO	5-20	15	1289	85.93

**NOTE: Complete Men's Basketball stats can be found at
<http://www.dakstats.com/websync>**

TEAM SCORING MARGIN

SCHOOL	W-L	G	OWN POINTS	OPP POINTS	+/-
LSU-S	28-4	32	100.28	82.31	17.97
Mobile	22-8	30	76.23	64.20	12.03
Spring Hill	22-9	31	79.29	72.19	7.10
Belhaven	16-13	29	72.76	72.93	-0.17
Loyola	5-12	17	64.00	71.29	-7.29
Wm. Carey	7-21	28	69.29	77.97	-8.68
Tougaloo	5-20	25	63.16	77.84	-14.68
SUNO	2-13	15	66.93	85.93	-19.00

TEAM REBOUND MARGIN

SCHOOL	G	OWN REB.	OPP REB.	+/-
LSU-S	32	43.63	37.81	5.81
Belhaven	29	35.90	32.04	3.86
Mobile	30	30.10	27.77	2.33
Spring Hill	31	33.42	32.39	1.03
Tougaloo	25	32.92	34.24	-1.32
Loyola	17	29.88	31.65	-1.77
Wm. Carey	28	33.00	37.96	-4.96
SUNO	15	31.33	38.67	-7.33

TEAM FIELD GOAL PCT - OFFENSE

SCHOOL	G	FGM	FGA	PCT.
LSU-S	32	1181	2363	.500
Mobile	30	839	1712	.490
Spring Hill	31	819	1688	.485
Belhaven	29	748	1625	.460
Wm. Carey	28	670	1489	.450
Loyola	17	375	861	.436
SUNO	15	365	852	.428
Tougaloo	25	551	1351	.408

TEAM FIELD GOAL PCT - DEFENSE

SCHOOL	G	FGM	FGA	PCT.
Spring Hill	31	782	1804	.433
Belhaven	29	735	1662	.442
Wm. Carey	27	796	1745	.456
LSU-S	32	967	2111	.458
Mobile	30	644	1393	.462
Loyola	17	404	858	.471
Tougaloo	25	694	1451	.478
SUNO	15	473	946	.500

TEAM 3-PT FG PCT - OFFENSE

SCHOOL	G	3PM	3PA	PCT.
Spring Hill	31	256	607	.422
LSU-S	32	310	834	.372
Mobile	30	176	500	.352
Loyola	17	85	249	.341
Wm. Carey	28	182	542	.336
SUNO	15	70	220	.318
Belhaven	29	149	479	.311
Tougaloo	25	137	461	.297

TEAM 3-PT FG PCT - DEFENSE

SCHOOL	G	3PM	3PA	PCT.
Spring Hill	31	206	649	.317
Wm. Carey	27	195	573	.340
Belhaven	29	207	603	.343
LSU-S	32	255	700	.364
Loyola	17	113	302	.374
Tougaloo	25	169	446	.379
Mobile	30	185	480	.385
SUNO	15	81	208	.389

TEAM FREE THROW PCT

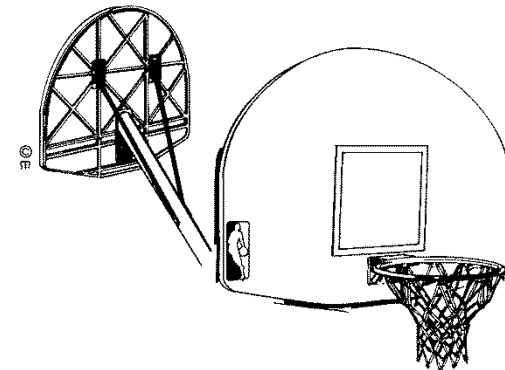
SCHOOL	G	FTM	FTA	PCT.
Spring Hill	31	564	744	.758
Belhaven	29	465	659	.706
Wm. Carey	28	418	594	.704
Loyola	17	253	365	.693
LSU-S	32	537	776	.692
Mobile	30	433	662	.654
Tougaloo	25	340	528	.644
SUNO	15	204	321	.636



2005-2006 Men's Basketball Individual Statistics GCAC Standings

INDIVIDUAL SCORING LEADERS

Name	School	Year	G	FGM	3PM	FTM	Points	Pts/G
Payne, Federicko	LSU-S		32	208	120	120	656	20.50
Porter, Josh	LSU-S		32	224	100	64	612	19.13
Johnson, Bobby	Belhaven	JR	27	171	27	129	498	18.44
Green, Krisner	Spring Hill	SR	31	165	65	145	540	17.42
Dorsey, Renaldo	Wm. Carey		28	161	22	118	462	16.50
Bryant, James	Belhaven	SR	28	161	0	122	444	15.86
Johnston, Jeremy	LSU-S		31	190	0	105	485	15.65
Robins, Braxton	Wm. Carey		26	148	15	89	400	15.39
Falkner, Barkley	Spring Hill	SO	30	166	0	116	448	14.93
Zumo, Luke	Loyola		17	88	28	47	251	14.77
Chaney, Willie	SUNO		13	64	28	31	187	14.39
Williams, Karrem	SUNO		14	72	19	24	187	13.36
Fitzgerald, Walter	Mobile	SO	30	155	23	56	389	12.97
Bunn, James	Loyola		17	61	27	69	218	12.82
Beaulieu, Torry	Loyola		16	64	22	44	194	12.13
Covington, Cash	Spring Hill	SO	25	93	57	43	286	11.44
Faranda, Mario	Loyola		17	75	0	38	188	11.06
Roome, Shadrach	LSU-S		32	132	1	79	344	10.75
Leslie, Andrae	Wm. Carey		28	108	12	69	297	10.61
Price, Jeremy	Spring Hill	FR	25	76	29	80	261	10.44



INDIVIDUAL REBOUNDING LEADERS

Name	School	Yr.	G	Rebounds	Avg/G
Falkner, Barkley	Spring Hill	SO	30	298	9.93
Dorsey, Renaldo	Wm. Carey		28	208	7.43
Roome, Shadrach	LSU-S		32	220	6.88
Bryant, James	Belhaven	SR	28	188	6.71
Jones, William	Tougaloo	SO	20	133	6.65
Faranda, Mario	Loyola		17	107	6.29
Robins, Braxton	Wm. Carey		26	143	5.50
Stalling, James	SUNO		14	76	5.43
Johnston, Jeremy	LSU-S		31	167	5.39
Johnson, Bobby	Belhaven	JR	27	143	5.30
Sowell, Derrick	LSU-S		31	152	4.90
Calvert, Derrick	Tougaloo	SO	24	116	4.83
Jordan, Randy	Mobile	SR	30	143	4.77
Porter, Josh	LSU-S		32	150	4.69
Pellan, Steve	Mobile	SO	30	139	4.63
Baldwin, Chris	Spring Hill	SR	29	130	4.48
Comagic, Zarko	Mobile	FR	29	129	4.45
Williams, Karrem	SUNO		14	62	4.43
Leslie, Andrae	Wm. Carey		28	121	4.32
Green, Krisner	Spring Hill	SR	31	122	3.94

INDIVIDUAL FIELD GOAL PERCENTAGE LEADERS

Name	School	Yr.	G	FGM	FGA	Pct.
Johnston, Jeremy	LSU-S		31	190	309	.615
Falkner, Barkley	Spring Hill	SO	30	166	272	.610
Robins, Braxton	Wm. Carey		26	148	261	.567
Bryant, James	Belhaven	SR	28	161	286	.563
Fitzgerald, Walter	Mobile	SO	30	155	292	.531
Dorsey, Renaldo	Wm. Carey		28	161	310	.519
Green, Krisner	Spring Hill	SR	31	165	343	.481
Johnson, Bobby	Belhaven	JR	27	171	372	.460
Williams, Karrem	SUNO		14	72	158	.456
Porter, Josh	LSU-S		32	224	508	.441
Payne, Fredericko	LSU-S		32	208	483	.431
Zumo, Luke	Loyola		17	88	216	.407

INDIVIDUAL 3-POINT FIELD GOAL PERCENTAGE

Name	School	Yr.	G	3PM	3PA	Pct.
Green, Krisner	Spring Hill	SR	31	65	130	.500
Covington, Cash	Spring Hill	SO	25	57	119	.479
Payne, Fredericko	LSU-S		32	120	300	.400
Woolridge, Noah	Spring Hill	SO	31	63	161	.391
Bunn, James	Loyola		17	27	74	.365
Porter, Josh	LSU-S		32	100	283	.353
Fletcher, Scotty	Wm. Carey		28	52	148	.351
Zumo, Luke	Loyola		17	28	89	.315
Chaney, Willie	SUNO		13	28	91	.308

INDIVIDUAL FREE THROW PERCENTAGE


Name	School	Yr.	G	FTM	FTA	Pct.
Payne, Fredericko	LSU-S		32	120	138	.870
Bunn, James	Loyola		17	69	81	.852
Green, Krisner	Spring Hill	SR	31	145	175	.829
Stalling, James	SUNO		14	57	72	.792
Price, Jeremy	Spring Hill	FR	25	80	103	.777
Johnson, Bobby	Belhaven	JR	27	129	166	.777
Zumo, Luke	Loyola		17	47	62	.758
Falkner, Barkley	Spring Hill	SO	30	116	156	.744
Robins, Braxton	Wm. Carey		26	89	121	.736
Bryant, James	Belhaven	SR	28	122	177	.689
Dorsey, Renaldo	Wm. Carey		28	118	181	.652
Beaulieu, Torry	Loyola		16	44	70	.629
Johnston, Jeremy	LSU-S		31	105	175	.600



GCAC Men's Basketball Season Records

INDIVIDUAL ASSIST LEADERS

Name	School	Yr.	G	Assists	Avg/G
Blankenship, Kyle	LSU-S		32	199	6.22
Hughes, Freddy	LSU-S		31	136	4.39
Price, Jeremy	Spring Hill	FR	25	79	3.16
Wimberly, Quran	SUNO		15	45	3.00
Payne, Fredericko	LSU-S		32	91	2.84
Bunn, James	Loyola		17	46	2.71
Chaney, Willie	SUNO		13	35	2.69
Beaulieu, Tory	Loyola		16	41	2.56
Fletcher, Scotty	Wm. Carey		28	70	2.50
Pierce, Justin	Belhaven	SR	28	69	2.46
Green, Krisner	Spring Hill	SR	31	72	2.32
Porter, Josh	LSU-S		32	74	2.31
Spencer, Shane	Mobile	JR	30	65	2.17
Fitzgerald, Walter	Mobile	SO	30	62	2.07
Zumo, Luke	Loyola		17	34	2.00
Zieman, Hays	Spring Hill	SO	28	54	1.93
Kish, Mike	Wm. Carey		28	53	1.89
Ezekwe, Ugo	Spring Hill	SO	26	49	1.89
Bolden, Chris	Mobile	SR	29	52	1.79
Falkner, Barkley	Spring Hill	SO	30	53	1.77



Team Scoring, Seas. Avg., Off.	Wm. Carey, 1989-90, 94.7
Team Scoring, Seas. Avg., Def.	Spring Hill, 2001-02, 52.1
Team Scoring, Seas. Avg., Margin	Xavier, 2000-01, 19.00
Team FGM, Seas.	Sp. Hill, 1987-88, 1244
Team FG Pct., Seas.	Sp. Hill, 1987-88, .56 (1244/2221)
Team FTM, Seas.	Wm. Carey, 1988-89, 709
Team FT Pct., Seas.	W.C., 1982-83 .757 (433/572)
Team Reb., Seas. Avg., Off.	Wm. Carey, 1989-90, 48.9
Team Reb., Seas. Avg. Def.	Dillard, 1986-87, 41.5
.....	Wm. Carey, 1994-96, 41.5
Team Reb. Seas. Avg., Margin	Dillard, 2001-02, +12.61
Team Three Point FG, Total Seas.	Wm. Carey, 1994-95, 315
Team Three Point FG, Seas. Pct.	SUNO, 1987-88, .435 (85-195)
Most Wins, Team, Seas.	Mobile, 1993-94, 32
Individual Scoring, Seas., Total Pts	Gray, Wm. Carey, 1985-86, 773
Individual Scoring, Seas., Game Avg.	Jones, Dillard, 1988-89, 26.0
FG Shooting, Total Made, Seas.	Jones, Dillard, 1988-89, 297
FG Shooting, Seas., Pct.	Gullet, Xavier, 1981-82, 67 (118/174)
FT Shooting, Total Made, Seas.	Woody, Wm. Carey, 1984-85, 189
.....	Gray, Wm. Carey, 1985-86., 189
FT Shooting, Seas. Pct.	Ford, W. C., 1997-1998, .889 (144-162)
Individual Reb., Seas., Total	Lance Lonke, Dillard, 2001-02, 427
Individual Reb., Seas., Game Avg.	Lance Lonke, Dillard, 2001-02, 15.8
Assists. Total, Seas.	Nelson, Spring Hill, 1987-88, 279
Assists, Seas., Game Avg.	Nelson, Spring Hill, 1987-88, 6.9
Three Point FG, Seas. Total	Dexter Pugh, WC, 1996-97, 125
Three Point FG, Seas. Pct.	Clemons, Mobile, 1993-4, .537 (22-41)
Team Record, Best Pct.	Mobile, 1993-94, .941 (32-2)

GCAC Men's Basketball Game Records

Individual

Most Points Scored	48 - Chad Barnes, Loyola vs Wm. Carey, 1/18/2003
Most FGA	31 - Juan Mercier, Xavier vs Belhaven, 2/14/1987
Most FGM	17 - Eugene Johnson, Wm. Carey, 2/12/1982
.....	17 - Chad Barnes, Loyola vs Wm. Carey, 1/18/2003
Most FTA	21 - Juan Mericer, Xavier vs La Col., 1/19/1987
Most FTM	17 - Tony Woody, Wm. Carey vs Dillard, 1/14/1985
Most 3 pt. FGA	17 - Barry Johnson, Dillard vs Tougaloo, 1/21/1989
Most 3 pt. FGM	11 - Chad Barnes, Loyola vs Wm. Carey, 1/18/2003
Most Rebounds	22 - Zac Cooper, Wm. Carey vs Sp. Hill, 2/12/1983
Most Assists	19 - Derrick Collins, Xavier vs Sp. Hill, 2/3/1986
Most Steals	8 - Leslie McClinton, Wm Carey vs Sp. Hill, 1/29/1990
.....	8 - Dennis Powell, UM vs Xavier, 1/21/1993
Most Blocked Shots	9 - John Laird, W.C. vs Tougaloo 2/2/1999

Team Single Game

Most Points Scored	132 - Wm. Carey vs SUNO, 2/23/1989
.....	132 - Belhaven vs SUNO, 2/16/1991
Fewest Points Scored	30 - Belhaven vs Spring Hill, 1/9/2003
Most FGA	94 - Wm. Carey vs Spring Hill, 2/27/1984
Most FGM	49 - Wm. Carey vs Xavier, 2/17/1990
Most FTA	56 - Spring Hill vs Dillard, 3/7/1997
Most FTM	41 - Spring Hill vs Dillard, 3/7/1997
Most 3 Pt. FGA	36 - Wm. Carey vs Tougaloo, 2/6/1995
Most 3 PT. FGM	21 - Loyola vs Wm. Carey, 1/18/2003
Most Rebounds	69 - Wm. Carey vs Xavier, 2/17/1990
Most Assists	38 - Wm. Carey vs SUNO, 2/23/1989
Most Pts, Losing Game	123 - SUNO vs Belhaven, 2/16/1991
Fewest Pts Winning Game	50 - Spring Hill vs Belhaven, 1/9/2003
Most Pts, Both Teams	255 - Belhaven vs SUNO, 2/16/1991
Fewest Pts, Both Teams	80 - Spring Hill vs Belhaven, 1/9/2003
Highest Field Goal %	73.6 - Dillard vs Wm. Carey, 2/15/2001
Lowest Field Goal %	24.5 - Belhaven vs Spring Hill, 1/9/ 2003
Highest FG % Both Teams	64.0 - Wm. Carey vs Tougaloo, 3/3/1995
Lowest FG % Both Teams	33.3 - Wm. Carey vs Mobile, 1/18/1994



2005-2006 GCAC Men's Basketball All-Conference Team

<u>Name</u>	<u>School</u>
James Bryant	Belhaven
Cash Covington	Spring Hill
Renaldo Dorsey	William Carey
Barkley Falkner	Spring Hill
Krisner Green	Spring Hill
Bobby Johnson	Belhaven
Jeremy Johnston	LSU-S
Fredericko Payne	LSU-S
Josh Porter	LSU-S
Braxton Robins	William Carey

Player of the Year: Fredericko Payne - LSU-S

Newcomer of the Year: Josh Porter - LSU-S

Freshman of the Year: Jeremy Price - Spring Hill

Coach of the Year: Robert Thompson - Spring Hill



2005-2006 Women's Basketball Team Statistics GCAC Standings

2005-2006 GCAC Women's Basketball All-Conference Team

<u>Name</u>	<u>School</u>
Crystal Coston	Mobile
Dani Holland	Loyola
Jessica Kelly	LSU-S
Amanda McGill	William Carey
Marcie McHugh	Spring Hill
Maria Rodriguez	Spring Hill
Kinga Rybarczyk	Mobile
Kiely Schork	Loyola
Travalyn Smith	Tougaloo
Marquetia Thomas	Tougaloo

Player of the Year: Crystal Coston - Mobile

Newcomer of the Year: Jessica Kelly - LSU-S

Freshman of the Year: Kristin Blackledge - William Carey

Coach of the Year: Tracy English - William Carey

FINAL REGULAR SEASON STANDINGS Women's Basketball

Team	Conference Games					Overall Record				
	W	L	PCT	PF	PA	W	L	PCT	PF	PA
Mobile	9	3	.750	76.08	68.50	23	6	.793	73.69	64.35
Wm. Carey	9	3	.750	66.83	59.25	14	10	.583	64.33	62.50
Loyola	8	4	.667	60.75	56.50	9	5	.643	61.50	57.57
Tougaloo	5	7	.417	65.92	67.17	11	12	.478	64.83	66.13
Spring Hill	5	7	.417	60.00	60.25	11	14	.440	59.84	58.36
LSU-S	4	8	.333	58.75	66.17	12	12	.500	61.08	59.08
Belhaven	2	10	.167	59.50	70.00	11	16	.407	61.33	67.52

TEAM SCORING OFFENSE

SCHOOL	W-L	G	POINTS	AVG
Mobile	23-6	29	2137	73.69
Tougaloo	11-12	23	1493	64.91
Wm. Carey	14-10	24	1544	64.33
LSU-S	12-12	25	1596	63.84
Loyola	9-5	14	861	61.50
Belhaven	11-16	27	1657	61.37
Spring Hill	11-14	25	1496	59.84

TEAM SCORING DEFENSE

SCHOOL	W-L	G	POINTS	AVG
Loyola	9-5	14	806	57.57
Spring Hill	11-14	25	1461	58.44
LSU-S	12-12	25	1530	61.20
Wm. Carey	14-10	24	1500	62.50
Belhaven	11-16	27	1703	63.07
Mobile	23-6	29	1866	64.35
Tougaloo	11-12	23	1521	66.13

**NOTE: Complete Women's Basketball stats can be found at
<http://www.dakstats.com/websync>**

2005-2006 Women's Basketball Individual Statistics GCAC Standings

TEAM SCORING MARGIN

SCHOOL	W-L	G	OWN POINTS	OPP POINTS	+/-
Mobile	23-6	29	73.69	64.35	9.35
Loyola	9-5	14	61.50	57.57	3.93
LSU-S	12-12	25	63.84	61.20	2.64
Wm. Carey	14-10	24	64.33	62.50	1.83
Spring Hill	11-14	25	59.84	58.44	1.40
Tougaloo	11-12	23	64.91	66.13	-1.22
Belhaven	11-16	27	61.37	63.07	-1.70

TEAM 3-PT FG PCT OFFENSE

SCHOOL	G	3PM	3PA	PCT.
Spring Hill	25	151	467	.323
Loyola	14	97	309	.314
Belhaven	27	113	370	.305
Mobile	29	83	274	.303
Wm. Carey	24	129	433	.298
LSU-S	25	90	320	.281
Tougaloo	23	65	252	.258

INDIVIDUAL SCORING LEADERS

Name	School	Year	G	FGM	3PM	FTM	Points	Pts/G
Coston, Crystal	Mobile	SR	27	175	1	128	479	17.74
Kelley, Jessica	LSU-S		22	129	21	71	350	15.91
Smith, Travalyn	Tougaloo		23	135	5	66	341	14.83
Rybarczyk, Kinga	Mobile	SR	29	152	0	109	413	14.24
Thomas, Marquetia	Tougaloo		23	131	3	57	322	14.00
Rodriguez, Maria	Spring Hill	JR	21	108	11	55	282	13.43
McGill, Amanda	Wm. Carey		24	105	64	35	309	12.88
Schork, Kiely	Loyola		14	59	43	16	177	12.64
Roque, Moche	LSU-S		22	89	25	42	245	11.14
Holland, Dani	Loyola		14	53	26	23	155	11.07
McHugh, Marcie	Spring Hill	SR	25	86	63	36	271	10.84
Stock, Meagan	Belhaven	JR	25	87	25	48	247	9.88
Leverette, Ebonee	Belhaven	SR	26	109	0	38	256	9.85
Thomas, Nicole	Spring Hill	JR	25	101	1	38	241	9.64
Smith, Trenell	Loyola		14	37	9	45	128	9.14
Billinski, Marjorie	Loyola		14	47	0	27	121	8.64
Blackledge, Kristin	Wm. Carey		24	83	0	40	206	8.58
Lindsay, Jasmine	Tougaloo		23	69	24	33	195	8.48
Spyhalski, Marcia	LSU-S		22	67	0	51	185	8.41
Taylor, NaTasha	Tougaloo		23	63	15	50	191	8.30

TEAM REBOUNDING MARGIN

SCHOOL	G	OWN REB.	OPP REB.	+/-
Mobile	29	42.97	32.52	10.45
LSU-S	25	38.08	37.24	0.84
Belhaven	27	36.11	35.56	.56
Tougaloo	23	37.22	37.39	-0.17
Spring Hill	25	33.84	35.80	-1.96
Wm. Carey	24	39.75	41.79	-2.04
Loyola	14	35.86	41.36	-5.50

TEAM 3-PT FG PCT DEFENSE

SCHOOL	G	3PM	3PA	PCT.
Wm. Carey	24	111	406	.273
Spring Hill	25	106	368	.288
Loyola	14	53	182	.291
Belhaven	27	118	378	.312
Tougaloo	23	108	334	.323
LSU-S	25	134	414	.324
Mobile	29	174	524	.332

TEAM FIELD GOAL PCT OFFENSE


SCHOOL	G	FGM	FGA	PCT.
Mobile	29	801	1712	.468
Tougaloo	23	561	1407	.399
LSU-S	25	581	1459	.398
Spring Hill	25	549	1380	.398
Belhaven	27	584	1519	.384
Wm. Carey	24	552	1446	.382
Loyola	14	298	818	.364

TEAM FREE THROW PCT

SCHOOL	G	FTM	FTA	PCT.
LSU-S	25	344	469	.733
Belhaven	27	376	560	.671
Loyola	14	168	259	.649
Spring Hill	25	247	384	.643
Tougaloo	23	306	484	.632
Mobile	29	452	731	.618
Wm. Carey	24	311	507	.613

TEAM FIELD GOAL PCT DEFENSE

SCHOOL	G	FGM	FGA	PCT.
Wm. Carey	24	528	1397	.378
LSU-S	25	529	1377	.384
Spring Hill	25	512	1326	.386
Loyola	14	308	779	.395
Mobile	29	697	1763	.395
Tougaloo	23	566	1362	.416
Belhaven	27	612	1433	.427



INDIVIDUAL REBOUNDING LEADERS

Name	School	Yr.	G	Rebounds	Avg.
Coston, Crystal	Mobile	SR	27	286	10.59
Holland, Dani	Loyola		14	126	9.00
Thomas, Marquetia	Tougaloo		23	199	8.65
Rybarczyk, Kinga	Mobile	SR	29	243	8.38
Smith, Travalyn	Tougaloo		23	163	7.09
Spyhalski, Marcia	LSU-S		22	155	7.05
Thomas, Nicole	Spring Hill	JR	25	174	6.96
Kelley, Jessica	LSU-S		22	134	6.09
Bilinski, Marjorie	Loyola		14	78	5.57
McGill, Amanda	Wm. Carey		24	132	5.50
Castle, Amanda	LSU-S		22	111	5.05
Hall, Shaterrica	Tougaloo		18	89	4.94
Jordan, Nicole	Belhaven	JR	26	124	4.77
Rodriguez, Maria	Spring Hill	JR	21	98	4.67
Blackledge, Kristin	Wm. Carey		24	112	4.67
Sells, Janai	LSU-S		22	102	4.64
Cyprien, Randi	Wm. Carey		24	109	4.54
Sanders, Kristy	Tougaloo		23	98	4.26
Leverette, Ebonee	Belhaven	SR	26	110	4.23
Leary, Rheonda	Mobile	JR	27	113	4.19

INDIVIDUAL FIELD GOAL PERCENTAGE LEADERS

Name	School	Yr.	G	FGM	FGA	Pct.
Rybarczyk, Kinga	Mobile	SR	29	152	263	.578
Coston, Crystal	Mobile	SR	27	175	321	.545
Smith, Travalyn	Tougaloo		23	135	274	.493
Thomas, Marquetia	Tougaloo		23	131	272	.482
Kelley, Jessica	LSU-S		22	129	275	.469
Rodriguez, Maria	Spring Hill	JR	21	108	251	.430

INDIVIDUAL THREE POINT FIELD GOAL PERCENTAGE

Name	School	Yr.	G	3PM	3PA	Pct.
McHugh, Marcie	Spring Hill	SR	25	63	161	.391
Schork, Kiely	Loyola		14	43	123	.350
McGill, Amanda	Wm. Carey		24	64	193	.332
Holland, Dani	Loyola		14	26	80	.325

INDIVIDUAL FREE THROW PERCENTAGE

Name	School	Yr.	G	FTM	FTA	Pct.
Kelley, Jessica	LSU-S		22	71	87	.816
Smith, Nikki	Wm. Carey		23	59	89	.663
Rodriguez, Maria	Spring Hill	JR	21	55	84	.655
Smith, Travalyn	Tougaloo		23	66	102	.647
Smith, Trenell	Loyola		14	45	70	.643
Gray, KeKe	Belhaven	SR	27	85	135	.630
Coston, Crystal	Mobile	SR	27	128	206	.621
Rybarczyk, Kinga	Mobile	SR	29	109	183	.596

INDIVIDUAL ASSIST LEADERS

Name	School	Yr.	G	Assists	Avg.
Coleman, Shawanna	Tougaloo		23	93	4.04
Rodriguez, Maria	Spring Hill	JR	21	83	3.95
Barbee, Amanda	Belhaven	SO	27	103	3.82
Holland, Dani	Loyola		14	48	3.43
Kelley, Jessica	LSU-S		22	65	2.96
McHugh, Marcie	Spring Hill	SR	25	72	2.88
Evans, Leironica	Wm. Carey		24	61	2.54
Schork, Kiely	Loyola		14	35	2.50
Kostandinovic, Sandra	Mobile	SO	29	71	2.45
Belton, Rashonda	Spring Hill	FR	25	60	2.40
Stock, Meagan	Belhaven	JR	25	57	2.28
Roque, Moche	LSU-S		22	50	2.27
Thomas, Marquetia	Tougaloo		23	51	2.22
Campbell, Abby	Mobile	FR	29	62	2.14
Smith, Trenell	Loyola		14	29	2.07
Cyprien, Randi	Wm. Carey		24	47	1.96
Lindsay, Jasmine	Tougaloo		23	42	1.83
Coston, Crystal	Mobile	SR	27	48	1.78
Taylor, NaTasha	Tougaloo		23	38	1.65
Cryer, Kacie	LSU-S		22	34	1.55



GCAC Women's Basketball Season Records

Team Scoring, Avg. Off.	SUNO, 1999-2000, 92.8
Team Scoring, Seas. Avg. Def.	Xavier, 2001-02, 53.1
Team Scoring, Seas. Avg. Margin	SUNO, 1999-2000, +25.12
Team FGM, Seas.	La. College, 1985-86, 1181
Team FG Pct., Seas.	Wm. Carey, 1986-87 .527 (895-1697)
Team FTM, Seas.	Mobile, 2001-2002, 580
Team FT Pct., Seas.	La. College, 1988-89, .762 (502/659)
Team Reb., Seas. Avg., Off.	Dillard, 1983-84, 45.4
Team Reb., Seas. Avg. Def.	Belhaven, 1982-83, 50.0
Team Reb., Seas. Avg. Margin	Dillard, 1983-84, +14.5
Team Three Point FG, Total Seas.	William Carey, 2002-03, 156
Team Three Point FG, Seas. Pct.	Belhaven, 1988-89, .449
Most Wins, Team, Seas.	La. College, 1985-86, 31
Individual Scoring, Seas., Total Points	Jones, TA., Wm. Carey, 1992-93, 923
Individual Scoring, Seas., Game Avg.	McCullon, Wm. Carey, 1986-87, 32.1
FG Shooting, Total Made, Seas.	Jones, Ta. Wm. Carey, 1992-93, 373
FG Shooting, Seas. Pct.	Beasley, W.C., 1982-83, .642 (217/338)
FT Shooting, Total Made, Seas.	Joseph, La. College, 1985-86, 192
FT Shooting, Seas. Pct.	Stuardi, Spring Hill, 1999-2000, .839 (120-143)
Individual Reb., Seas., Game Avg.	Franklin, Dillard, 1984-85, 17.2
Assists, Total, Seas.	Joseph, La. College, 1985-86, 283
Assists, Seas., Game Avg.	Young, Wm. Carey, 1986-87, 10.1
Three Point FG, Seas., Total	Johnson, La. College, 1987-88, 84
Three Point FG, Seas. Pct.	Barnes, Belhaven, 1988-89, .562 (54-56)
Team Record, Best Pct.	La. College, 1985-86, .912 (31-3)

GCAC Women's Game Records

Individual

Most Points Scored	50 - Demetria Lang, Xavier vs SUNO, 2/10/1987
Most Field Goals Attempted	30 - Demetria Lang, Xavier vs SUNO, 2/10/1987
Most Field Goals Made	22 - Demetria Lang, Xavier vs SUNO, 2/10/1987
Most Free Throws Attempted	20 - Tommie Beasley, W.C. vs Dillard, 2/13/1984
Most Free Throws Made	16 - Debbie Watts, LA Col. vs Mobile Col., 1/28/1989
Most Three Point FG Attempted .	13 - Debra Johnson, LA Col. vs Tougaloo, 2/ 22/1988
Most Three Point FG Made	10 - Staci Agee, Wm. Carey vs Mobile 2/21/1994
Most Rebounds	23 - Crystal Coston, Mobile vs Xavier, 2/13/2003
Most Assists	18 - Angel Young, Wm. Carey vs Tougaloo, 2/8/1993
Most Steals	12 - Wanda McDonald, Belhaven vs SUNO
Most Blocked Shots	9 - Colette Bartee, William Carey vs Belhaven, 2/24/2005

Team Single Game

Most Points Scored	123 - SUNO vs Talladega, 12/16/1999
Fewest Points Scored	25 - Tougaloo vs Mobile, 1/18/2003
Most Field Goals Attempted	101 - Xavier vs Tougaloo, 2/1/1993
Most Field Goals Made	50 - Wm. Carey vs Tougaloo, 2/8/1993
Most Free Throws Made	36 - Wm. Carey vs Mobile, 1/9/2003
Most Three Point FG Attempted .	31 - Wm. Carey vs Mobile, 1/9/2003
Most Three Point FG Made	12 - Wm. Carey vs Mobile, 1/9/2003
Most Rebounds	74 - Xavier vs Tougaloo, 2/1/1993
Most Assists	39 - Wm. Carey vs Tougaloo, 2/8/1993
Most Points, Losing Game	98 - LA College vs SUNO, 2/13/1989
Fewest Points, Winning Game	44 - Dillard vs Belhaven, 1/25/2003
Most Points, Both Teams	206 - SUNO vs LA College, 2/13/1989
Fewest Points, Both Teams	79 - Dillard vs Belhaven, 1/25/2003
Highest Field Goal %	75.0 - Wm. Carey vs Dillard, 2/7/1987
Lowest Field Goal %	16% - Tougaloo vs Mobile, 1/18/2003
Highest FG % Both Teams	60.0 - Wm. Carey vs Dillard, 2/7/1987
Lowest FG % Both Teams	30.2 - Wm. Carey vs Dillard 2/8/2003 (35-116)



2007 GCAC Basketball Schedule

Thursday, January 4

Loyola @ SUNO
Spring Hill @ LSU-S
Mobile @ Belhaven
Dillard @ Wm. Carey
Xavier @ Tougaloo

Saturday, January 6

Tougaloo @ Spring Hill
Wm. Carey @ Loyola
Mobile @ Xavier
LSU-S @ Dillard
Belhaven @ SUNO

Monday, January 8

LSU-S @ Xavier
Belhaven @ Dillard
SUNO @ Wm. Carey
Tougaloo @ Mobile

Thursday, January 11

Mobile @ Loyola
Xavier @ Spring Hill
Wm. Carey @ Tougaloo

Saturday, January 13

Wm. Carey @ Belhaven
SUNO @ Tougaloo
Dillard @ Spring Hill
Mobile @ LSUS
Loyola @ Xavier

Thursday, January 18

Belhaven @ LSU-S
SUNO @ Mobile
Loyola @ Dillard
Spring Hill @ Wm. Carey

Saturday, January 20

Belhaven @ Xavier
LSU-S @ Wm. Carey
Dillard @ SUNO
Tougaloo @ Loyola

Monday, January 22

SUNO @ Spring Hill
Tougaloo @ LSU-S
Xavier @ Wm. Carey
Dillard @ Mobile
Belhaven @ Loyola

Thursday, January 25

Spring Hill @ Belhaven
LSU-S @ Loyola
Xavier @ SUNO
Dillard @ Tougaloo

Saturday, January 27

Xavier @ Dillard
LSU-S @ SUNO
Tougaloo @ Belhaven
Loyola @ Spring Hill
Wm. Carey @ Mobile

Monday, January 29

Spring Hill @ Mobile
SUNO @ Loyola
Wm. Carey @ Dillard

Thursday, February 1

Belhaven @ Wm. Carey
Spring Hill @ Xavier
Mobile @ SUNO
Dillard @ LSU-S

Saturday, February 3

LSU-S @ Mobile
Dillard @ Loyola
Belhaven @ Spring Hill
Tougaloo @ Wm. Carey

Monday, February 5

Belhaven @ Mobile
LSU-S @ Spring Hill
SUNO @ Dillard
Tougaloo @ Xavier

Thursday, February 8

Spring Hill @ SUNO
LSU-S @ Belhaven
Loyola @ Tougaloo
Xavier @ Mobile

Saturday, February 10

Wm. Carey @ LSU-S
Xavier @ Loyola
Spring Hill @ Tougaloo
Dillard @ Belhaven

Monday, February 12

Wm. Carey @ Spring Hill
Loyola @ LSU-S
SUNO @ Xavier
Mobile @ Tougaloo

Thursday, February 15

Mobile @ Wm. Carey
Tougaloo @ SUNO
Spring Hill @ Dillard
Loyola @ Belhaven
Xavier @ LSU-S

Saturday, February 17

Xavier @ Belhaven
Loyola @ Mobile
Tougaloo @ Dillard
Wm. Carey @ SUNO

Monday, February 19

Loyola @ Dillard

Thursday, February 22

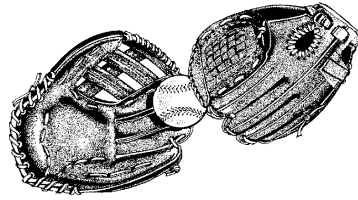
Spring Hill @ Loyola
LSU-S @ Tougaloo
SUNO @ Belhaven
Mobile @ Dillard
Wm. Carey @ Xavier

Saturday, February 24

Mobile @ Spring Hill
Belhaven @ Tougaloo
Loyola @ Wm. Carey
Dillard @ Xavier
SUNO @ LSU-S

Women's Playoffs:
First Round - February 26
Quarterfinals - February 28
Semifinals - March 2
Finals - March 5

Men's Playoffs:
First Round - February 27
Quarterfinals - March 1
Semifinals - March 3
Finals - March 6



2006 GCAC Baseball Standings

	Conference					Overall				
	W	L	Pct.	PF	PA	W	L	Pct.	PF	PA
Belhaven College	19	11	.633	6.44	4.72	38	17	.691	6.44	4.72
LSU-S	17	13	.567	6.50	4.20	34	21	.618	7.26	4.58
William Carey	16	14	.533	5.80	5.60	30	21	.588	6.75	5.77
Loyola University	11	19	.367	4.83	7.80	20	30	.400	6.30	7.26
Spring Hill College	10	20	.333	4.67	7.10	16	30	.348	4.89	6.76

2006 Baseball Team Statistics

Team Batting	G	Avg	AB	R	H	2B	3B	HR	SB/ATT
LSU-S	55	.329	1606	399	529	106	22	36	127/153
Belhaven	18	.314	510	116	160	36	3	6	24/29
William Carey	51	.311	1602	344	498	80	18	26	99/117
Loyola	50	.309	1562	315	482	78	6	26	42/56
Spring Hill	46	.272	1338	225	364	58	4	16	23/38

Team Pitching	G	ERA	W	L	IP	H	R	ER	BB	SO
LSU-S	55	4.54	34	21	404.2	410	252	204	139	310
Belhaven	18	4.59	38	17	127.1	154	85	65	31	92
William Carey	51	5.89	30	21	383.1	416	294	251	181	285
Spring Hill	46	7.33	16	30	329.0	474	311	268	121	142
Loyola	50	7.58	20	30	364.2	474	363	307	205	237

NOTE: Complete Baseball stats can be found at
<http://www.dakstats.com/websync>


2006 Baseball Individual Statistics

INDIVIDUAL BATTING - Min 75% of Games Played and 2.5 TPA/G

Player	Team	Runs	G	AB	H	2B	3B	HR	RBI	AVG
Orso	W. Carey	54	51	185	61	13	2	3	33	.330
Maddox	LSU-S	47	46	150	55	10	3	9	48	.367
Bissonnette	LSU-S	54	55	176	64	12	2	2	36	.364
Mason	Loyola	42	45	154	53	8	0	3		.344
Williams	LSU-S	49	54	169	58	14	3	6	39	.343
Ginn	W. Carey	40	49	143	43		2			.301
Alexander	W. Carey	41	51	195	75	16	7	2	50	.385
Primeaux	LSU-S	39	51			15	3	5	41	
McCaulley	Loyola	36	48	167	57	12	1	9	40	.341
Coleman	Sp. Hill	31	43	145	44	13	1	2		.303
Lauricella	Loyola	34	49	167	64		0		41	.383
Fontenot	Loyola	28	42	126	46		1	1		.365
Stewart	Sp. Hill	26	40	125	44	7			19	.352
Burch	W. Carey	32	50	170	51	16	3	6	53	.300
Moro	LSU-S	31	50	153	59	12	3	3	37	.386
Rozelle	Sp. Hill	23	40	113	35					.310
Watkins	LSU-S	27	47	114	36		2	4	28	.316
Jaynes	Loyola	27	49	158	54	13	2	5	29	.342
Moberg	Sp. Hill	22	40			5		2	21	
Cooksey	LSU-S	29	53	140	49	10	2		30	.350

INDIVIDUAL PITCHING - Min. 1.0 IP/Team game

Player	Team	G	IP	H	R	ER	BB	K	ERA
Jewell	LSU-S	15	74.1	73	40	29	22	64	3.51
Clayman	LSU-S	18	76.2	77	45	35	16	59	4.11
Hasley	Sp. Hill	13	50.2	58	30	28	19	22	4.97
Gonzalez	Loyola	18	55.1	74	45	31	14	28	5.04
Johnson	W. Carey	15	62.1	74	47	36	19	45	5.20
Bouche	Sp. Hill	11	57.1	80	45	41	16	19	6.44
Giesecking	Sp. Hill	14	46.2	79	58	47	16	20	9.06





Belhaven College Baseball Statistics

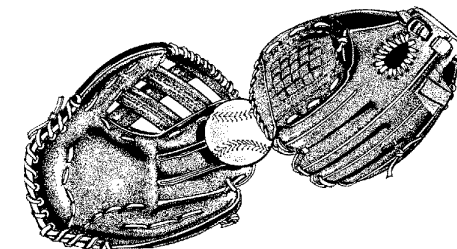
Player	Avg	G	AB	R	H	2B	3B	HR	RBI	SB
Anderson	.319	59	204	41	65	11	3	3	38	23
Bennett	.358	49	151	21	54	21	0	2	36	2
Black	.163	26	43	7	7	3	0	1	5	0
Brockhoff	.160	21	25	1	4	1	0	0	5	1
Fagan	.271	47	118	20	32	6	0	0	24	1
Gilbert	.337	58	208	56	70	16	5	2	26	20
Hoffman	.125	26	8	1	1	0	0	0	0	0
King	.164	32	55	13	9	1	0	0	8	5
Kirby	.000	17	19	2	0	0	0	0	2	0
Owens	.328	59	201	48	66	16	0	7	63	5
Parks	.237	50	135	26	32	4	0	0	14	5
Rollins	.274	48	95	20	26	4	0	1	14	2
Royals	.372	58	196	58	73	14	3	2	37	16
Sanford	.000	2	1	0	0	0	0	0	0	0
Schane	.276	32	87	12	24	4	0	0	13	2
Vance	.231	44	39	15	9	5	0	0	7	3
Wyrick	.302	57	189	31	57	13	2	5	44	7
Young	.000	25	1	0	0	0	0	0	0	0

Player	G	ERA	W-L	IP	H	R	ER	BB	SO
Black	5	4.91	0-0	3.2	7	3	2	0	0
Braxton	19	3.11	12-0	84.0	80	35	29	29	71
Buescher	13	6.03	4-3	37.1	44	28	25	15	22
Cox	2	3.00	0-0	3.0	1	1	1	3	3
Fultz	19	2.49	8-3	94.0	89	41	26	24	65
Hoffman	14	4.44	0-1	24.1	33	16	12	9	18
Lawrence	20	2.73	3-3	69.1	60	32	21	19	62
Norris	20	4.55	4-2	29.2	30	20	15	9	11
Royals	14	4.03	8-5	80.1	85	44	36	14	54
Young	23	4.26	1-2	31.2	28	18	15	17	27

LSU-S Baseball Statistics

Player	Avg	G	AB	R	H	2B	3B	HR	RBI	SB
Bissonnette	.347	59	193	60	67	13	2	2	39	15
Calhoun	.231	14	13	3	3	1	0	0	3	2
Cook	.356	54	118	46	42	5	3	2	29	24
Cooksey	.342	57	152	32	52	11	2	1	33	8
Lafitte	.143	19	7	1	1	0	0	0	0	0
Lavalee	.297	43	118	8	35	7	0	3	20	0
Ledet	.325	33	77	22	25	7	0	0	17	5
Maddox	.364	50	165	54	60	11	3	10	55	25
Magierowski	.255	41	106	21	27	3	0	1	13	7
McGhee	.300	29	20	11	6	1	0	0	5	3
McGuire	.111	9	9	1	1	1	0	0	1	0
Moro	.367	54	166	33	61	13	3	3	38	10
Porche	.188	16	16	0	3	0	0	0	1	0
Primeaux	.279	55	179	39	50	16	3	5	45	8
Shamsabody	.311	33	61	14	19	5	1	1	13	6
Talley	.326	36	43	8	14	2	0	0	7	1
Watkins	.316	47	114	27	36	3	2	4	28	11
Wheat	.000	9	1	0	0	0	0	0	0	0
Williams	.366	58	183	56	67	15	3	6	42	22

Player	G	ERA	W-L	IP	H	R	ER	BB	SO
Calhoun	4	12.27	1-0	11.0	15	15	15	9	5
Clayman	19	3.98	7-3	81.1	79	46	36	20	64
deGrauw	5	5.40	1-0	6.2	11	4	4	4	4
Jewell	16	3.13	7-2	83.1	75	40	29	27	69
Lafitte	16	3.19	4-1	53.2	40	24	19	26	54
Lewis	15	3.48	3-6	51.2	51	25	20	10	31
Marks	13	6.75	1-1	21.1	24	21	16	11	17
Pinkston	12	4.97	3-1	25.1	36	16	14	6	11
Roberts	6	3.68	0-0	7.1	7	9	3	2	9
Steadman	9	5.08	3-2	33.2	26	21	19	16	27
Welch	16	5.08	6-2	44.1	40	29	25	16	19
Wheat	9	4.11	1-2	15.1	19	8	7	2	12
Williams	5	6.35	0-1	5.2	8	4	4	0	5



Loyola University Baseball Statistics


Player	Avg	G	AB	R	H	2B	3B	HR	RBI	SB
Alvarez	.284	40	81	15	23	2	1	0	12	3
Atiyeh	.250	23	44	10	11	1	1	0	7	0
Burkey	.167	9	12	2	2	0	0	0	3	
Campos	.262	36	103	13	27	6	0	1	14	
Fontenot	.365	42	126	28	46	4	1	1	16	8
Fury	.223	46	121	18	27	4	0	0	14	2
Hardie	.353	23	34	8	12	3	0	0	14	
Hubbell	.282	43	117	19	33	8	0	1	20	5
Jaynes	.342	49	158	27	54	13	2	5	29	4
John	.333	5	9	6	3	0	0	0	1	
Kathman	.357	26	14	13	5	1	0	0	4	5
Lauricella	.383	49	167	34	64	3	0	5	41	
Lavoie	.222	22	9	10	2	0	0	0	4	
Mahoney	.186	22	43	3	8	1	0	0	1	
Mason	.344	45	154	42	53	8	0	3	20	5
McCaulley	.341	48	167	36	57	12	1	9	40	8
Pittman	.000	19	5	0	0	0	0	0	1	
Rodriguez	.306	47	147	23	45	11	0	1	29	2
Sullivan	.000	14	2	1	0	0	0	0	1	
Villasante	.320	12	25	7	8	1	0	0	3	
Wendt	.083	13	24	0	2	0	0	0	2	

Player	G	ERA	W-L	IP	H	R	ER	BB	SO
Alvarez	12	8.03	2-3	24.2	28	23	22	7	14
Benach	18	7.97	4-6	49.2	66	51	44	28	42
Blakeman	13	7.52	2-6	46.2	65	50	39	26	25
Colley	7	2.08	0-0	8.2	5	2	2	11	5
Egan	1	0.00	0-0	1.0	0	0	0	0	2
Fontenot	2	22.50	0-0	2.0	2	5	5	2	1
Gibbs	18	8.61	0-2	23.0	37	25	22	12	17
Gonzalez	18	5.04	3-3	55.1	74	45	31	14	28
Greco	12	4.35	3-0	41.1	44	23	20	18	23
Laiche	14	7.77	1-2	22.0	24	22	19	21	21
McCaulley	7	13.03	2-2	9.2	19	14	14	3	5
Neill	14	10.50	1-3	36.0	44	44	42	27	17
Pittman	14	7.71	0-1	14.0	15	16	12	17	14
Ratasky	11	9.15	2-1	19.2	32	25	20	10	18
Sullivan	7	15.75	0-1	8.0	13	15	14	8	5
Wendt	1	0.00	0-0	1.0	1	0	0	0	0
Wiltz	2	4.50	0-0	2.0	5	3	1	1	0

University of Mobile Baseball Statistics

Player	Avg	G	AB	R	H	2B	3B	RBI	SB
Left	.500	14	2	4	1	0	0	0	0
Burns	.348	48	92	17	32	7	0	25	1
Cooper	.343	42	108	22	37	4	0	14	4
Howard	.338	46	139	27	47	9	0	31	1
Davila	.337	47	172	34	58	5	2	23	13
Baria	.333	53	186	35	62	8	7	39	0
Rosen	.302	53	179	35	54	10	3	37	8
Romero	.299	52	137	40	41	11	1	29	5
Harper	.290	45	145	11	42	7	1	29	1
Esfeller	.282	50	124	25	35	4	0	14	4
Ragan	.276	31	76	15	21	4	0	14	5
Liebe	.268	29	82	4	22	0	0	15	0
Pruitt	.220	28	59	14	13	1	0	11	5
Wood	.216	33	37	22	8	0	0	1	0
Mooney	.000	1	0	0	0	0	0	0	0
Badeaux	.000	1	0	1	0	0	0	0	0

Player	GS	ERA	W-L	IP	H	R	ER	BB	SO
Frischhertz	0	0.00	0-0	5.1	3	0	0	2	7
Lahey	0	0.00	0-0	2.1	2	1	0	0	2
Laycock	14	3.62	6-2	64.2	72	33	26	19	58
Luker	8	3.82	5-2	63.2	61	32	27	19	37
Badeaux	13	3.88	3-7	65.0	69	45	28	40	51
Ragan	12	4.20	7-4	75.0	85	50	35	27	63
Mooney	3	4.45	4-5	54.2	61	33	27	16	37
Wiggins	1	4.83	2-2	31.2	37	22	17	14	21
Sanchez	2	5.06	1-2	21.1	32	20	12	7	14
Kelly	0	8.31	1-0	13.0	22	15	12	5	5



Spring Hill College Baseball Statistics

Player	Avg	G	AB	R	H	2B	3B	HR	RBI	SB
Bohanon	.267	32	105	14	28	2	0	0	14	1
Bonvillain	.200	3	5	1	1	0	0	0	0	
Calderone	.149	24	47	9	7	2	0	1	6	1
Cherta	.250	3	4	1	1	1	0	0	3	
Coleman	.303	43	145	31	44	13	1	2	17	3
Connelly	.143	14	14	1	2	0	0	0	0	
Connors	.219	37	96	12	21	2	0	0	9	1
Davis	.154	7	13	3	2	0	0	0	1	
Favre	.000	5	10	0	0	0	0	0	0	
Hall	.000	3	3	2	0	0	0	0	0	
Hathorn	.212	21	33	4	7	2	0	0	3	1
Haupt	.273	25	55	14	15	6	0	32	15	2
Koen	.291	45	134	18	39	5	0	3	26	1
Moberg	.283	40	127	22	36	5	0	2	21	1
Padgett	.125	20	16	6	2	1	0	0	2	0
Parker	.222	32	99	13	22	2	2	1	18	2
Parker	.371	11	35	7	13	1	1	2	3	1
Payne	.000	10	1	0	0	0	0	0	0	
Rozelle	.310	40	113	23	35	1	0	0	14	3
Saliski	.286	13	21	2	6	1	0	0	4	
Scanio	.000	9	1	0	0	0	0	0	0	
Sims	.291	46	134	16	39	7	0	1	28	1
Stewart	.352	40	125	26	44	7	0	1	19	5
Wiese	.000	2	2	0	0	0	0	0	1	

Player	G	ERA	W-L	IP	H	R	ER	BB	SO
Bohannon	7	1.69	0-1	5.1	5	2	1	3	2
Bouche	11	6.44	5-4	57.1	80	45	41	16	19
Coleman	7	5.50	1-4	36.0	47	24	22	10	14
Collins	6	17.65	0-2	8.2	19	19	17	8	2
Garcia	2	5.40	1-1	10.0	15	6	6	3	7
Giesecking	14	9.06	1-5	46.2	79	58	47	16	20
Hasley	13	4.97	2-4	50.2	58	30	28	19	22
Koen	9	5.60	5-2	45.0	53	33	28	12	21
Messelt	6	11.34	0-2	16.2	32	24	21	7	4
Parker	1	7.50	0-1	6.0	10	6	5	1	4
Payne	8	10.52	1-2	25.2	46	37	30	9	10
Pugh	5	10.13	0-0	2.2	6	5	3	4	3
Scanio	9	9.33	0-1	18.1	23	22	19	13	14

William Carey University Baseball Statistics

Player	Avg	G	AB	R	H	2B	3B	HR	RBI	SB
Alexander	.385	51	195	41	75	16	7	2	50	18
Bourne	.216	43	97	14	21	0	0	0	9	4
Brewer	.256	39	82	10	21	3	0	1	14	1
Burch, E.	.300	50	170	32	51	16	3	6	53	5
Burch, P.	.282	37	117	25	33	5	1	7	33	2
Butler	.000	6	1	0	0	0	0	0	0	
Ginn	.301	49	143	40	43	3	2	1	14	19
Green	.000	2	1	1	0	0	0	0	0	
Heldt	.286	19	28	3	8	3	0	0	4	1
Johnson	.314	38	137	27	43	4	1	1	23	19
McHan	.500	2	2	0	1	0	1	0	0	
O'Neal	.000	20	6	2	0	0	0	0	0	
Orso	.330	51	185	54	61	13	2	3	33	22
Roark	.405	49	163	25	66	11	0	3	29	0
Rogers	.296	38	108	21	32	2	0	0	10	4
Roney	.000	11	2	6	0	0	0	0	0	1
Smith	.264	31	53	4	14	0	0	0	10	2
Territo	.277	26	65	6	18	3	0	0	13	
Trisler	.234	25	47	11	11	1	1	2	11	1

Player	G	ERA	W-L	IP	H	R	ER	BB	SO
Aucoin	12	6.29	3-2	34.1	30	25	24	14	31
Brewer	13	6.33	1-1	27.0	25	21	19	19	26
Brown	4	9.64	0-0	4.2	5	5	5	2	6
Burch	2	54.00	0-0	0.1	2	2	2	0	0
Butler	5	7.84	2-0	10.1	12	11	9	3	8
Cook	10	4.81	4-2	48.2	50	30	26	21	19
Eubanks	12	5.60	1-4	27.1	36	22	17	6	13
Harper	2	0.00	0-0	1.1	0	0	0	2	0
Johnson	15	5.20	6-5	62.1	74	47	36	19	45
McCarfer	20	4.66	3-1	36.2	42	22	19	20	30
McCulloch	2	12.71	0-0	5.2	5	8	8	6	5
Mitchell	13	6.23	3-2	39.0	46	31	27	21	31
O'Neal	12	5.36	3-0	43.2	39	32	26	28	34
Smith	9	6.52	2-1	19.1	22	17	14	8	13
Williams	10	7.54	2-3	22.2	28	21	19	12	24

GCAC Baseball Records

Team Batting Avg.	Mobile, 1999, .368
.....	Reg. Seas + Tournament, .336
Most Runs, Team Game Avg. .	Mobile, 1999, 8.7
Most Hits Team Totals Seas.	Mobile, 2003, 643
Most Runs, Team Total Seas. ...	LSU-S, 2002, 453
Most Doubles, (Game)	Estopinal, Spring Hill, 1988, 4
Most Doubles, Ind.	Raul Santana, Mobile, 2003, 26
Team Pitching, ERA	Spring Hill, 1992, 2.19
Team Fielding Pct., Seas.	Spring Hill, 1993, .976
Individual Batting Avg.	Kevin Grimes, Spring Hill, 1992, .482
Most Hits, Ind.	Randy McKinion, Spring Hill, 1996, 7
Most HR Team Tot. Seas.	Wm. Carey, 1987, 78
Most Wins, Team	Wm. Carey, 1995, 47
Hit By Pitches	Season-Thibodeaux, Wm. Carey, 2003, 28
.....	Career-Calhoun, Belhaven, 1990-92, 34
Most Triples, Ind.	Hopkins, Mobile, 1993, 7
Most HR Ind.	Adkins, Wm. Carey, 2004, 21
Most RBI Ind.	Williams, Wm. Carey, 1986, 75
Most SB Ind.	Davis, Wm. Carey, 2001, 55/64
Most SB (Game)	Estopinal, Spring Hill, 1987, 7
Most Wins, Ind.	Calhoun, Belhaven, 1991, 14
.....	Melancon, Mobile, 2001, 14
Complete Games	Chiasson, Spring Hill, 1990, 15
Innings Pitched	Melancon, Mobile, 2001, 131.1
Strikeouts	Melancon, Mobile, 2001, 138
Saves	Henington, Wm. Carey, 2003, 13
Best ERA, Ind.	Stein, Spring Hill, 1993, 1.41
Team Record, Best Pct.	Wm. Carey, 1982, .774 (41-12)



2006 All Conference Baseball Team

Player of the Year: Thomas Royals – Belhaven College

Pitcher of the Year: Brad Fultz – Belhaven College

Coach of the Year: Hill Denson – Belhaven College

1st Team

2nd Team

Infield

Ricky Owens Belhaven
Eddie Davilla Mobile
Dustin Bissonnette LSUS
David Lauricella Loyola
Thomas Royals Belhaven

Infield

Brian Mason Loyola
David Gilbert Belhaven
Jared Baria Mobile
Elliot Burch Wm. Carey
Marc Jaynes Mobile

Pitchers

Kevin Jewell LSUS
Keegan Laycock Mobile
Brad Fultz Belhaven

Pitchers

Josh Johnson Wm. Carey
Jason Ragan Mobile

Outfield

Greg Alexander Wm. Carey
Dusty Maddox LSUS
Bryan McCaulley Loyola
Michael Orso Wm. Carey

Outfield

Sam Stewart Spring Hill
Shawn Anderson Belhaven
Colin Moro LSUS
Carlos Romero Mobile

Catchers

Jeremy Koen Spring Hill
Martin Roark Wm. Carey

Catchers

Brent Lavalee LSUS

Designated Hitter

Buddy Wyrick Belhaven

Designated Hitter

Riley Cook LSUS

Reliever

Larkin Braxton Belhaven



2007 GCAC Baseball Schedule

January 26-27

Spring Hill @ Tougaloo
Belhaven @ Loyola
LSU-S @ Mobile

February 2-3

Tougaloo @ Loyola
Spring Hill @ Belhaven
Mobile @ Wm. Carey

February 9-10

Belhaven @ Tougaloo
Loyola @ Spring Hill
Wm. Carey @ LSU-S

February 16-17

Tougaloo @ Mobile
Spring Hill @ LSU-S
Loyola @ Wm. Carey

February 23-24

LSU-S @ Tougaloo
Wm. Carey @ Spring Hill
Mobile @ Belhaven

March 2-3

Tougaloo @ Wm. Carey
Loyola @ Mobile
Belhaven @ LSU-S

March 9-10

Mobile @ Spring Hill
LSU-S @ Loyola
Wm. Carey @ Belhaven

March 16-17

Tougaloo @ Spring Hill
Loyola @ Belhaven
Mobile @ LSU-S

March 23-24

Loyola @ Tougaloo
Belhaven @ Spring Hill
Wm. Carey @ Mobile

March 30-31

Tougaloo @ Belhaven
Spring Hill @ Loyola
LSU-S @ Wm. Carey

April 6-7

Mobile @ Tougaloo
LSU-S @ Spring Hill
Wm. Carey @ Loyola

April 13-14

Tougaloo @ LSU-S
Spring Hill @ Wm. Carey
Belhaven @ Mobile

April 20-21

Wm. Carey @ Tougaloo
Mobile @ Loyola
LSU-S @ Belhaven

April 27-28

Spring Hill @ Mobile
Loyola @ LSU-S
Belhaven @ Wm. Carey

2006 All-Conference Softball Team

Pitcher of the Year: Linden Jones – Mobile

Player of the Year: Mayret Perez – Mobile

Freshman of the Year: Caitlin Bryan – Belhaven

Coach of the Year: Vinny Dima – Mobile

Carrie Allenbach

Megan Dawson

Lyndsey Gavulic

Maghan James

Dana Kelly

Devin King

Ann Marie Odum

JorD'an Orr

Evelyne Pare

Corey Race

Maribel Riera

Jill Wedgeworth

Lindsey Young

Angelica Yrigoyen

Spring Hill

William Carey

Belhaven

William Carey

Spring Hill

William Carey

Mobile

Belhaven

Mobile

Mobile

Mobile

William Carey

Belhaven

Mobile



2006 Women's All-Conference Tennis

2005 All-Conference Women's Soccer Team

<u>Position</u>	<u>Player</u>	<u>School</u>
GK	Ingihjorg Johannesdottir	Mobile
Fwd	Hege Aske	Mobile
Fwd	Lene Bjerkeli	Mobile
Fwd	Katrina Blackwell	LSU-S
Fwd	Shannon Steffen	Wm. Carey
Mid	Brenna Bussart	LSU-S
Mid	Kelly Baltieri	Mobile
Mid	Danielle Princiotta	Wm. Carey
Mid	Rachel Bray	Belhaven
Back	Shaderia Evans	LSU-S
Back	Stefanie Munger	Mobile
Back	Kathryn Brusco	Belhaven
Back	Lynsey Winkler	Spring Hill

Coach of the Year: Uwe Tittl – Mobile

Offensive Player of the Year: Hege Aske – Mobile

Defensive Player of the Year: Shaderia Evans – LSU-S



Singles

<u>Pos.</u>	<u>Player</u>	<u>School</u>
1	Josy Soares	Mobile
2	Minette Steyn	Mobile
3	Tiffany Williams	Mobile
4	Neely Johnson	Belhaven
5	Megan Mohler	Mobile
6	Maria Aguirre	Mobile


Doubles

<u>Pos.</u>	<u>Player</u>	<u>School</u>
1	Kirby Smith Mayra Prado	Belhaven
2	Josy Soares Minette Steyn	Mobile
3	Megan Mohler Maria Aguirre	Mobile

Player of the Year: Josy Soares, Mobile

Freshman of the Year: Minette Steyn, Mobile

Coach of the Year: Uwe Tittl, Mobile



GCAC Champions 1981-2006

Men's Basketball

Xavier University	1981-82
Xavier University	1982-83
William Carey University	1983-84
William Carey University	1984-85
Xavier University	1985-86
William Carey University	1986-87
University of Mobile	1987-88
University of Mobile	1988-89
William Carey University	1989-90
Louisiana College	1990-91
William Carey University	1991-92
Spring Hill College	1992-93
Spring Hill College	1993-94
Southern University, NO	1994-95
Xavier University	1995-96
William Carey University	1996-97 ★
Dillard University	1996-97 ◆
SUNO	1997-98 ★
University of Mobile	1997-98 ◆
Spring Hill	1998-99 ★◆
SUNO	1999-00 ★
Spring Hill	1999-00 ◆
Dillard University	2000-01 ◆★
Xavier University	2000-01 ◆
SUNO	2001-02 ◆★
Spring Hill	2001-02 ◆
SUNO	2002-03 ◆★
University of Mobile	2003-04 ▲★
SUNO	2003-04 ▲
Xavier	2003-04 ▲



Men's Basketball (cont'd.)

LSU-S	2004-05 ◆
University of Mobile	2004-05 ◆★
LSU-S	2005-06 ◆★

- ◆ Regular Season Champion
- ◇ Regular Season Co-Champions
- ▲ Regular Season Tri-Champions
- ★ Tournament Champion

Women's Basketball

Belhaven College	1981-82
Dillard University	1982-83 ▲
William Carey University	1982-83 ▲
Xavier University	1982-83 ▲
Dillard University	1983-84
Louisiana College	1984-85
Louisiana College	1985-86
Dillard University	1986-87 ◆
Xavier University	1986-87 ◆
William Carey University	1987-88
Louisiana College	1988-89
Louisiana College	1989-90
University of Mobile	1990-91
William Carey University	1991-92
William Carey University	1992-93
Xavier University	1993-94
Xavier University	1994-95
Xavier University	1995-96
Xavier University	1996-97
Xavier University	1997-98
Louisiana College	1998-99
Spring Hill	1999-00 ★
SUNO	1999-00 ◆
Xavier University	2000-01 ◆★
Dillard University	2000-01 ◆
University of Mobile	2001-02



Women's Basketball (cont'd)

Dillard University	2002-03	◇★
Xavier University	2002-03	◇
Dillard University	2003-04	◇★
Xavier University	2003-04	◇
Xavier University	2004-05	◇★
William Carey College	2005-06	◇
University of Mobile	2005-06	★

- ◆ Regular Season Champion
- ◇ Regular Season Co-Champions
- ▲ Regular Season Tri-Champions
- ★ Tournament Champion

Baseball

William Carey University	1982
William Carey University*	1983
Spring Hill College*	1983
William Carey University	1984
Spring Hill College	1985
William Carey University	1986
Louisiana College	1987
William Carey University	1988
William Carey University	1989
William Carey University	1990
William Carey University	1991
William Carey University	1992
William Carey University	1993
Belhaven College	1994
William Carey University	1995
William Carey University	1996
Spring Hill College	1997
University of Mobile	1998
University of Mobile	1999
Spring Hill College	2000
Spring Hill College	2001
Loyola University	2002
William Carey	2003
Belhaven College	2004
William Carey	2004



William Carey University	2005	★
LSU-S	2005	◇
LSU-S	2006	★
Belhaven College	2006	◇

- ◆ Regular Season Champion
- ★ Tournament Champion

Softball

University of Mobile	1996
University of Mobile	1997
University of Mobile	1998
University of Mobile	1999
University of Mobile	2000
University of Mobile	2003
University of Mobile	2004
University of Mobile	2005
University of Mobile	2006



Men's Soccer

Belhaven College	1994
William Carey University	1995
William Carey University	1996
University of Mobile	1997
William Carey	1998
University of Mobile	1999
University of Mobile	2002
University of Mobile	2003
University of Mobile	2004



Women's Soccer

University of Mobile	1996
University of Mobile	1997
University of Mobile	1998
University of Mobile	1999
University of Mobile	2000
William Carey	2001
William Carey	2002
Belhaven College	2003
Belhaven College	2004
University of Mobile	2005



Men's Tennis

Belhaven College	1982
Belhaven College	1985
Belhaven College	1986
Belhaven College	1987
Belhaven College	1988
Belhaven College	1989
Belhaven College	1990
Belhaven College	1991
University of Mobile	1992
University of Mobile	1993
University of Mobile	1994
University of Mobile	1995
University of Mobile	1996
University of Mobile	1997
University of Mobile	1998
Spring Hill College	1999
Spring Hill College	2000
Spring Hill College	2002
Spring Hill College	2003
Spring Hill College	2004
Spring Hill College	2005



Women's Tennis

University of Mobile	1995
University of Mobile	1996
University of Mobile	1997
University of Mobile	1998
Spring Hill College	1999
Dillard University	2000
Xavier University	2002
Xavier University	2003
Xavier University	2004
Xavier University	2005
University of Mobile	2006



Men's Cross Country

Tougaloo College	1986
Tougaloo College	1987
Southern University	1988
Southern University	1989
University of Mobile	1990
University of Mobile	1991
University of Mobile	1992
University of Mobile	1993
University of Mobile	1995
University of Mobile	1996
University of Mobile	1997
University of Mobile	1998
University of Mobile	1999
Loyola University	2000
Loyola University	2001
Loyola University	2002
University of Mobile	2003
Loyola University	2004



Women's Cross Country

Southern University	1986
Louisiana College	1987
Southern University	1988
Southern University	1989
Southern University	1990
University of Mobile	1991
Spring Hill College	1992
University of Mobile	1993
University of Mobile	1995
University of Mobile	1996
University of Mobile	1997
University of Mobile	1998
University of Mobile	1999
University of Mobile	2000
Loyola University	2001
Xavier University	2002
Loyola University	2003
Loyola University	2004
Loyola University	2005



Golf - Men's

University of Mobile	1996
University of Mobile	1997
Spring Hill College	1998
Spring Hill College	1999
University of Mobile	2002
University of Mobile	2003
University of Mobile	2004
University of Mobile	2005
University of Mobile	2006



Volleyball

William Carey	1999
Loyola University	2000
Loyola University	2002
Spring Hill College	2003
Spring Hill College	2004



**Thomas Howell Cup
(All-Sports Champion)**

<i>Louisiana College and William Carey University</i>	1986
<i>University of Mobile</i>	1988
<i>University of Mobile</i>	1989
<i>University of Mobile</i>	1990
<i>University of Mobile</i>	1991
<i>University of Mobile</i>	1992
<i>University of Mobile</i>	1993
<i>University of Mobile</i>	1994
<i>University of Mobile</i>	1995
<i>University of Mobile</i>	1996
<i>University of Mobile</i>	1997
<i>University of Mobile</i>	1998
<i>University of Mobile</i>	1999
<i>Spring Hill College</i>	2000
<i>University of Mobile</i>	2001
<i>Spring Hill College</i>	2002
<i>Spring Hill College</i>	2003
<i>University of Mobile</i>	2004
<i>University of Mobile</i>	2005



Schools Competing (NAIA Recognized Sports)

Men's and Women's Basketball

Belhaven College
 Dillard University
 Louisiana State University-Shreveport
 Loyola University
 University of Mobile
 Southern University-NO
 Spring Hill College
 Tougaloo College
 William Carey University
 Xavier University

Men's & Women's Soccer

Belhaven College
 Louisiana State University-Shreveport
 (Women only)
 Loyola University (Women only)
 University of Mobile
 Spring Hill College
 William Carey University

Men' and Women's Cross Country

Belhaven College
 Loyola University
 Southern University - NO
 Spring Hill College
 Tougaloo College
 Xavier University

Men's and Women's Track (Outdoor and Indoor)

Loyola University (Outdoor only)
 Southern University - NO

Volleyball

Belhaven College
 Dillard University
 Loyola University
 Spring Hill College

Baseball

Belhaven College
 Louisiana State University- Shreveport
 Loyola University
 University of Mobile
 Spring Hill College
 Tougaloo College (no GCAC
 competition)
 William Carey University

Softball


Belhaven College
 University of Mobile
 Spring Hill College
 William Carey University

Men's & Women's Tennis

Belhaven College
 University of Mobile (Women only)
 Spring Hill College
 Tougaloo College
 Xavier University

Golf (Men's and Women's)

Belhaven College (Men only)
 University of Mobile
 Spring Hill College
 Tougaloo College
 William Carey (Men only)



GCAC Honor Roll



Belhaven College

Student	Sport	Student	Sport
Henderson, Mandie	Softball	Roberts, Justin	Soccer (M)
Murray, Lisa	Softball	Sowell, Will	Soccer (M)
Pursell, Meghan	Softball	Claiborne, Allyson	Soccer (W)
Perry, Karin	Softball	Brusco, Kathryn	Soccer (W)
Pace, Holley	Softball	McMillan, Carrie	Soccer (W)
Barber, Beverly	Cross Country	Weaver, JoAnnha	Soccer (W)
Gibson, Elizabeth	Cross Country	Akers, Amber	Soccer (W)
Phillips, Michael	Cross Country	Davis, Melissa	Soccer (W)
Schade, Justin	Cross Country	Murove, Taps	Tennis (M)
Fortenberry, Emily	Cross Country	Grubbs, Alex	Tennis (M)
Lawrence, David M.	Baseball	Pearce, C. L.	Tennis (M)
Royals, Thomas	Baseball	Smith, Kirby	Tennis (W)
Young, Robert	Baseball	Entzenberger, Elise	Tennis (W)
Kirby, Brian	Baseball	Johnson, Neely	Tennis (W)
Braxton, Larkin	Baseball	Prado, Mayra	Tennis (W)
Cox, Josh	Baseball	Chance, Jamie	Tennis (W)
King, Blaise	Baseball	Ayala, Sara	Volleyball
Fultz, Brad	Baseball	Evans, Amanda	Volleyball
Babba, Paul	Soccer (M)	Graythen, Julie	Volleyball
Benson, Ken	Soccer (M)	Hart, Kathryn	Volleyball
Curtin, Brian	Soccer (M)	Lejarzar, Amy	Volleyball
Farris, Steven	Soccer (M)	Morgan, Ashley	Volleyball
Jones, Baskin	Soccer (M)	Rogers, Priscilla	Volleyball
Kirby, Brian	Soccer (M)	Sabella, Rosalind	Volleyball
Mittwede, Peter	Soccer (M)	Smith, Javonna	Volleyball
O'Rourke, Martin	Soccer (M)	Wukasch, Jesse	Golf
Quarterman, Nate	Soccer (M)	McGeown, Michael	Golf
Rangel, Hugo	Soccer (M)	Barbee, Amanda	Basketball (W)

University of Mobile

<i>Student</i>	<i>Sport</i>	<i>Student</i>	<i>Sport</i>
Dominio, Jamie	Basketball (W)	Williams, Kaylee	Basketball (W)
Gray, Rakesia	Basketball (W)	Roland, Keisha	Basketball (W)
Jordan, Nicole	Basketball (W)	Pierce, Justin	Basketball (M)
Leverette, Ebonee	Basketball (W)	Miller, Dax	Basketball (M)
Lee, Stacey	Basketball (W)	Sullivan, Jeff	Basketball (M)

<i>Student</i>	<i>GPA</i>
Kinga Rybarczyk	3.92
Rheonda Leary	3.77
Emma Ledwaba	3.25
Lakita Ford	3.18

Louisiana State University in Shreveport

<i>Student</i>	<i>Sport</i>	<i>Student</i>	<i>Sport</i>
Bissonnette, Dustin	Baseball	Kelly, Jessica	Basketball (W)
Cook, Riley	Baseball	Roque, Moche	Basketball (W)
Jewell, Kevin	Baseball	Biggs, Lacy	Soccer (W)
Lewis, Tyler	Baseball	Bussart, Brenna	Soccer (W)
Roberts, Luis	Baseball	Ezernack, Tamara	Soccer (W)
Shamsabady, Quinton	Baseball	Moreno, Ty	Soccer (W)
Blankenship, Kyle	Basketball (M)	Wallace, Erin	Soccer (W)
Tyer, Greg	Basketball (M)		

Loyola University

<i>Student</i>	<i>Sport</i>	<i>GPA</i>	<i>Student</i>	<i>Sport</i>	<i>GPA</i>
Zumo, Luke	Basketball (M)	4.000	Hernandez, Katie	Basketball (W)	3.635
Rigg, Kimberly	Basketball (W)	4.000	Mason, Brian	Basketball (M)	3.625
Faranda, Mario	Basketball (M)	3.942	Wurts, Carter III	Basketball (M)	3.594
Kovach, Rachel	Basketball (W)	3.917	Campos, Jerry	Basketball (M)	3.500
Mainguy, Christine	Basketball (W)	3.900	Blanchard, Catherine	Basketball (W)	3.500
Neill, Paul	Basketball (M)	3.875	Creel, Jon Jr.	Basketball (M)	3.433
McCaulley, Bryan	Basketball (M)	3.782	Curtin, David	Basketball (M)	3.417
Bunn, James	Basketball (M)	3.757	Lauricella, David	Basketball (M)	3.298
Holland, Danielle	Basketball (W)	3.741	Rodriguez, Andre	Basketball (M)	3.250
Bilinski, Marjorie	Basketball (W)	3.700	McGovern, Stephen	Basketball (M)	3.063
Sullivan, Brian	Basketball (M)	3.643	Colombo, Matias	Basketball (M)	3.042

Tougaloo College

<i>Student</i>	<i>Sport</i>	<i>GPA</i>	<i>Student</i>	<i>Sport</i>	<i>GPA</i>
Haynes, Cedric	Baseball	3.12	Barnes, Charity	Basketball (W)	3.23
Green, Joshua	Baseball	3.00	Williams, LaTasha	Basketball (W)	3.09
White, Kendrick	Basketball (M)	3.41	Thompson, Willie	Tennis (M)	3.03
Thomas, Bradley	Basketball (M)	3.17	Howell, Kassy	Tennis (W)	3.58
Roland, Cordaryl	Basketball (M)	3.16	Smith, Siara	Tennis (W)	3.42
Marks, Joshua	Basketball (M)	3.11	McCaskill, KaToya	Tennis (W)	3.37
Sherrod, Brittany	Basketball (W)	3.74	Hicks, Cillora	Tennis (W)	3.25
Woods, Jasmine	Basketball (W)	3.74	Perkins, Eleysia	Tennis (W)	3.16
McElroy, Erica	Basketball (W)	3.47	Swilley, Vinette	Cross Country	3.66
Biggs, Demiracle	Basketball (W)	3.36	Walton, Justin	Cross Country	3.42
Sanders, Kristy	Basketball (W)	3.30	Washington, Victoria	Cross Country	3.15

William Carey University

<i>Student</i>	<i>Sport</i>	<i>GPA</i>	<i>Student</i>	<i>Sport</i>	<i>GPA</i>
Green, Eric	Baseball	3.94	Bourne, Jerry	Baseball	3.01
Territo, Robert	Baseball	3.76	Pierce, Jessica	Softball	3.83
McHan, Matt	Baseball	3.68	Anderson, Sheri	Softball	3.77
Johnson, Josh	Baseball	3.60	James, Maghan	Softball	3.64
Burch, Elliot	Baseball	3.55	Pittman, Megan	Softball	3.59
Williams, Glen	Baseball	3.42	Kilpatrick, Leah	Softball	3.49
Aucoin, Alex	Baseball	3.30	Ladner, Brittany	Softball	3.25
Harper, Daryl	Baseball	3.25	McShea, Beth	Basketball (W)	3.89
McCarter, Andy	Baseball	3.21	Smith, Nikki	Basketball (W)	3.42
Orso, Michael	Baseball	3.18	Holloway, Reshena	Basketball (W)	3.34
Mitchell, Scott	Baseball	3.05	Pendarvis, Sharon	Basketball (W)	3.20

<i>Student</i>	<i>Sport</i>	<i>GPA</i>	<i>Student</i>	<i>Sport</i>	<i>GPA</i>
Jackson, Taphne	Basketball (W)	3.14	Fletcher, Scotty	Basketball (M)	3.62
Cyprien, Randi	Basketball (W)	3.10	Lewis, Maurice	Basketball (M)	3.42
Sourice, Florent	Soccer (M)	3.90	Quinn, Jay	Basketball (M)	3.26
Schaefer, Chris	Soccer (M)	3.66	Camp, Jan	Soccer (W)	3.26
Mulvaney, Nick	Soccer (M)	3.01	Princiotta, Danielle	Soccer (W)	3.13
McCulloch, Scott	Soccer (M)	3.00	Pasley, Lea	Golf (M)	3.81

GCAC CALENDAR 2006- 2007

October 3, 2006	GCAC Fall Meeting, Loyola University
October 21, 2006	Men's/Women's Cross Country Championship, Jackson, MS (Belhaven host)
November 2006	Volleyball Tournament - TBA
February 26 - March 6, 2007	Men's & Women's Basketball Tournament or Playoffs
March 16-19, 2007	NAIA National Meeting, Kansas City, Missouri
April 2007	Tennis Tournament - TBA
April 24, 2007	GCAC Spring Meeting - TBA
April 27-28, 2007	Softball Tournament
May 25	Baseball Tournament, Alario Field, Westwego (Loyola host)



