

# GULF COAST ATHLETIC CONFERENCE



**2005-2006 DIRECTORY**

# TABLE OF CONTENTS 2005-2006

Conference History .....	3
Past Presidents .....	4
GCAC Officers .....	5
GCAC Eligibility Committee .....	6
GCAC Sports Committee Chairs .....	6
GCAC Executive Committee .....	7

## MEMBER INFORMATION AND TEAM BASKETBALL STATISTICS 2004-2005

Belhaven College .....	8
Dillard University .....	11
Louisiana State University-Shreveport .....	14
Loyola University .....	17
University of Mobile .....	20
Southern University in New Orleans .....	24
Spring Hill College .....	26
Tougaloo College .....	29
William Carey College .....	31
Xavier University .....	34

## BASKETBALL STATISTICS, 2004-2005 SEASON

Conference Men's Statistics .....	37
Individual .....	39
Season Records .....	43
Game Records .....	44
Men's All Conference Team .....	45
Women's All Conference Team .....	46
Conference Women's Statistics .....	47
Individual .....	49
Season Records .....	52
Game Records .....	53
2006 Basketball Schedule .....	54

# BASEBALL STATISTICS 2005

Baseball Standings and Statistics .....	55
Belhaven College .....	58
Louisiana State University-Shreveport .....	59
Loyola University .....	60
University of Mobile .....	61
Spring Hill College .....	62
William Carey College .....	63
GCAC Baseball Records .....	64
All-Conference Baseball .....	65
2006 Baseball Schedule .....	66
Softball Standings and Statistics .....	67
All-Conference Softball .....	69
All-Conference Cross Country .....	70
GCAC Cross Country Championship .....	71
All-Conference Women's Soccer .....	72
All-Conference Tennis .....	73
All-Conference Volleyball .....	75
GCAC Champions 1981-2005 .....	76
Thomas Howell Cup Champions 1986-2005 .....	83
Schools Competing (By Sport) .....	84
GCAC Honor Roll .....	85
GCAC 2005-2006 Calendar .....	90

**GCAC:** [www.gcaconf.com](http://www.gcaconf.com)

**NAIA:** (913) 791-0044

[www.naia.org](http://www.naia.org)

## HISTORY

The Gulf Coast Athletic Conference developed out of a series of meetings held over a period of almost four years. A number of private four-year schools in the Gulf Coast region with similar educational standards, enrollments, budgets, and athletic philosophies mutually felt the need for a conference.

In April and May, 1981, a constitution was developed, officers were elected and the decision was made to proceed with conference competition during the 1981-82 school year. Charter officers were Anthony M. Rachal, Jr., Xavier University, president; John Burton, Spring Hill College, vice-president; Mark Windham, Belhaven College, secretary-treasurer; and Thomas Howell, Louisiana College, commissioner. Charter members were Belhaven College of Jackson, Mississippi; Dillard University and Xavier University of New Orleans, Louisiana; Louisiana College of Pineville, Louisiana; Spring Hill College of Mobile, Alabama; Tougaloo College of Tougaloo, Mississippi; and William Carey College of Hattiesburg, Mississippi.

In August, 1981, the GCAC received recognition as an NAIA Affiliated Conference. The University of Mobile, Alabama was admitted in October, 1985, Southern University in New Orleans was granted admission in May, 1986, Loyola University was admitted in April, 1995, and Talladega College was admitted in April, 1999 and Louisiana State University-Shreveport became a member in April, 2000. In May 2000, Louisiana College and Belhaven College withdrew. In April, 2002, Belhaven College was re-admitted. In August, 2002, Talladega College withdrew.

## PAST PRESIDENTS

Anthony M. Rachal, Jr.	Xavier University	1981-82
John Burton	Spring Hill	1982-83
John Burton	Spring Hill	1983-84
Charles C. Teamer, Sr	Dillard University	1984-85
Milton Wheeler	William Carey	1985-86
Charles C. Teamer, Sr.	Dillard University	1986-87
Billy Allgood	Louisiana College	1987-88
Francis Garner	University of Mobile	1988-89
Artis Davenport	Southern University in N.O.	1989-90
Sr. Grace Mary Flickinger	Xavier University	1990-91
Charles C. Teamer, Sr.	Dillard University	1991-92
Felix James	Xavier University	1992-93
Bill Elder	University of Mobile	1993-95
Sr. Grace Mary Flickinger	Xavier University	1995-99
John Runda	University of Mobile	1999-01
Steve Knight	William Carey	2001-05

**Gulf Coast Athletic Conference Officers**

**President: Craig Bogar, University of Mobile**

Phone: 251-442-2279 Home: 251-621-3404  
Fax: 251-442-2499 Email:cbogar@mail.umobile.edu

**Vice President: Dr. Michael Giorlando, Loyola University**

Phone: 504-864-7711 Home: 225-761-7778  
Fax: 504-864-7380 Email: giorland@loyno.edu

**Secretary-Treasurer: Grace Beall**

P.O. Box 515, Louisiana College Home: 318-473-1983  
Pineville, LA 71359 Email: grace@gracebeall.com

**Commissioner: Thomas Howell**

216 Myrtle Street Phone: 318-487-7102  
Pineville, LA 71360 Fax: 318-487-7288  
Home: 318-442-3179  
Email: howell@lacollege.edu

**Conference Information Director: Chuck Knight**

508 Cox Ave. Phone: 601-266-5952  
Hattiesburg, MS 39402 Fax: 425-675-5957  
Home: 601-264-5017  
Email: chuckknight@gcaconf.com

**Supervisors of Officials:**

**Men's Basketball**

**Bob Collins**

2338 Farrell Circle  
Gulfport, MS 39507  
Phone: 228-896-7373  
Fax: 228-604-1343

**Women's Basketball**

**Greg Federico**

131 Fernwood Dr.  
Pass Christian, MS 39571  
Phone: 504-887-3507  
Fax: 504-887-8140  
Home: 228-452-3564

**Conference Faculty Athletic Rep: Sr. Grace Mary Flickinger, Xavier**

Phone: 504-520-7526 Home: 504-482-0917  
Fax: 504-520-7918 Email: gflickin@xula.edu

**Conference Registrar: Carolyn Evans, Tougaloo College**

Phone: 601-977-7765  
Fax: 601-977-6164

**Editor, GCAC Directory: Robin Bunting**

Phone: 318-487-7700 Email: bunting@lacollege.edu  
Fax: 318-487-7722

**GCAC Eligibility Committee**

Sr. Grace Mary Flickinger Xavier  
Dr. John Runda Mobile  
Dr. Milton Wheeler William Carey

**Sports Committee Chairs**

Men's Basketball Dannton Jackson  
Women's Basketball Dobee Plaisance  
M/W Cross Country / Track and Field TBA  
Baseball Rocke Musgraves  
Softball Coby Mackin  
Golf Terry Hopper  
Men's Soccer TBA  
Women's Soccer Corey Rose  
Men's & Women's Tennis Allen Green  
Volleyball Greg Castillo



## GCAC EXECUTIVE COMMITTEE

Belhaven .....	Dr. Joseph Cole
Dillard .....	Dr. Randolph Peters
LSUS .....	Dr. Terry G. Harris
Loyola University .....	Dr. Michael Giorlando
Mobile .....	Coach Craig Bogar
SUNO .....	Dr. Vincent Johnson
Spring Hill .....	Dr. James Larriviere
Tougaloo .....	Dr. Brian Anderson
William Carey .....	Dr. E. Milton Wheeler
Xavier .....	Sr. Grace Mary Flickinger



**BELHAVEN COLLEGE**  
**1500 Peachtree Street**  
**Jackson, MS 39202**  
**Athletic Phone: 601-968-5956**  
**Fax #: 601-968-9998**  
**www.belhaven.edu**

**Nickname: Blazers and Lady Blazers**  
**Colors: Green & Gold**  
**Enrollment: 1300**  
**President: Dr. Roger Parrott**  
**Fieldhouse: Heidelberg Gymnasium (seats 500)**

---

### **Athletic Director**

**John Garvilla**

Phone: 601-968-5956  
 Email: jgarvilla@belhaven.edu

### **Associate Athletic Director**

**Marty Shirley**

Phone: 601-965-7013  
 Email: mshirley@belhaven.edu

### **Assistant to Athletic Director**

**John Brower**

Phone: 601-968-5956  
 Email: jbrower@belhaven.edu

### **Coaching Staff:**

#### **Men's Basketball**

**Tom Kelsey**

Phone: 601-968-5936  
 Email: tkelsey@belhaven.edu

#### **Women's Basketball**

**Billy Evans**

Phone: 601-968-8812  
 Email: bevans@belhaven.edu

#### **Baseball**

**Hill Denson**

Phone: 601-968-8898  
 Email: hdenson@belhaven.edu

#### **Baseball Assistant**

**Clay Smith**

Phone: 601-968-5984  
 Email: csmith@belhaven.edu

#### **Softball**

**Andrea Roberts**

Phone: 601-968-8768  
 Email: aroberts@belhaven.edu

## Belhaven College

### Men's Soccer

#### Marty Shirley

Phone: 601-965-7013  
Email: mshirley@belhaven.edu

### Women's Soccer

#### Corey Rose

Phone: 601-968-8708  
Email: crose@belhaven.edu

### Tennis (Men's & Women's)

#### Judy Chance

Phone: 601-968-8842  
Email: jchance@belhaven.edu

### Cross Country (Men's & Women's)

#### Christie Barber

Phone: 601-968-5985  
Email: cbarber@belhaven.edu

### Volleyball

#### Julie Langford

Phone: 601-968-8891  
Email: jlangford@belhaven.edu

### Golf (Men's and Women's)

#### TBA

### Athletic Trainer

#### Jeff Martinez

Phone: 601-968-8789  
Email: jmartinez@belhaven.edu

### Sports Information Director

#### Michael Dukes

Phone: 601-968-8765  
Email: mdukes@belhaven.edu

### Faculty Athletic Representative

#### Dr. Joseph Cole

Phone: 601-968-6457  
Email: jcole@belhaven.edu

### Registrar

#### Donna Weeks

Phone: 601-968-5922  
Fax: 601-968-9998  
Email: dweeks@belhaven.edu

## Belhaven Men's Basketball Statistics

Player	G	FG/ATT	PCT	FT/ATT	PCT	PTS/AVG	REB/AVG	A	TO	ST	PF
Ainsworth	25	34/90	.378	3/7	.429	82/3.3	61/2.4	29	27	15	25
James	27	82/196	.418	33/53	.623	226/8.4	71/2.6	85	78	58	72
Washington	0	0/0	.000	0/0	.000	0/0.0	0/0.0	0	0	0	0
Arceneaux	27	69/180	.383	16/22	.727	203/7.5	48/1.8	51	39	25	36
McFarlin	18	25/70	.357	10/18	.556	73/4.1	16/0.9	12	20	15	11
Wukasch	9	7/15	.467	0/0	.000	15/1.7	10/1.1	6	4	3	6
Foote	26	31/84	.369	6/8	.750	85/3.3	37/1.4	28	16	22	41
Evans	26	65/144	.451	36/49	.735	178/6.8	96/3.7	74	70	34	82
Bryant	26	81/140	.579	76/106	.717	238/9.2	138/5.3	22	57	24	80
Pierce	26	53/116	.457	36/53	.679	145/5.6	61/2.3	46	51	21	45
Sturgis	3	0/0	.000	0/0	.000	0/0.0	0/0.0	0	0	0	0
Crawford	26	80/173	.462	44/62	.710	236/9.1	83/3.2	15	40	5	46
Burns	24	27/49	.551	20/27	.741	74/3.1	53/2.2	9	15	6	35
Smith	26	129/222	.581	47/82	.573	305/11.7	131/5.0	17	53	17	78
Lewis	25	92/173	.532	36/53	.679	223/8.9	93/3.7	5	34	15	59
Totals	28	775/1652	.469	363/540	.672	2083/74.4	970/34.6	399	515	260	616

## Belhaven Women's Basketball Statistics

Player	G	FG/ATT	PCT	FT/ATT	PCT	PTS/AVG	REB/AVG	A	TO	ST	PF
Barbee	29	34/111	.306	38/53	.717	120/4.1	60/2.1	101	108	32	68
Thomas	22	17/44	.386	4/8	.500	38/1.7	18/0.8	9	25	15	20
Braddy	9	0/4	.000	0/0	.000	0/0.0	1/0.1	3	4	2	5
Townsend	18	9/44	.205	7/15	.467	25/1.4	36/2.0	11	23	13	13
Leverette	30	134/256	.523	53/84	.631	321/10.7	181/6.0	13	63	20	64
Raymond	22	13/32	.406	0/0	.000	26/1.2	29/1.3	3	7	4	12
Gray	28	42/115	.365	46/109	.422	130/4.6	86/3.1	62	101	35	78
Jordan	30	102/204	.500	60/82	.732	264/8.8	183/6.1	37	72	29	80
Lee	28	18/44	.409	10/10	.000	48/1.7	29/1.0	8	18	9	11
Foley	30	204/570	.358	105/133	.789	553/18.4	160/5.3	48	92	58	71
Stock	30	72/186	.387	34/68	.500	193/6.4	96/3.2	47	56	42	52
Carter	15	16/47	.340	21/37	.568	53/3.5	39/2.6	5	10	14	27
Johnson	12	1/7	.143	0/2	.000	2/0.2	2/0.2	4	4	1	2
Kopszywa	29	54/160	.338	9/11	.818	159/5.5	49/1.7	24	55	15	60
Rose	11	2/7	.286	2/4	.500	6/0.5	6/0.5	1	5	0	10
Lewis	23	11/32	.344	4/8	.500	26/1.1	36/1.6	1	11	3	18
Totals	31	729/1863	.391	393/624	.630	1964/63.4	1143/36.9	377	689	292	591



**DILLARD UNIVERSITY**  
2601 Gentilly Blvd.  
New Orleans, LA 70122  
Fax #: 504-816-4365  
www.dillard.edu

**Nickname:** Blue Devils, Lady Blue Devils  
**Colors:** Royal Blue & White  
**Enrollment:** 2000  
**President:** Dr. Marvalene Hughes  
**Fieldhouse:** A.W. Dent (seats 3500)

---

**Athletic Director**

**Robin Martin**  
Phone: 504-816-4752  
Email: rmartin@dillard.edu

**Coaching Staff:**

**Men's Basketball**

**Clifford Barthe**  
Phone: 504-816-4534

**Men's Basketball Assistant**

**Pointer Williams**  
Phone: 504-816-4181

**Women's Basketball**

**Robin Martin**  
Phone: 504-816-4752

**Women's Basketball Assistant**

**Kiki Baker**  
Phone: 504-816-4533

**Tennis**

**TBA**  
Phone: 504-816-4186

**Cross Country**

**Bobby Williams**  
Phone: 504-816-4755

**Volleyball**

**Javonne Butler**  
Phone: 504-816-4003

**Dillard University**

**Athletic Trainer**

**Jeff Arceneaux**  
Phone: 504-816-4535

**Sports Information/Publicity**

**Jason Platkin**

**Faculty Athletic Representative**

**Dr. Randolph Peters**  
Phone: 504-816-4802  
Fax: 504-816-4381

**Registrar**

**Connie Seymor**  
Phone: 504-816-4683

LOUISIANA STATE UNIVERSITY AT SHREVEPORT  
 One University Place  
 Shreveport, LA 71115  
 Athletic Department: 318-798-4106  
 Fax #: 318-798-4179  
 www.lsus.edu



**Nickname:** Pilots  
**Colors:** Royal Blue & Gold  
**Enrollment:** 4200  
**President:** Dr. Vincent J. Marsala  
**Fieldhouse:** Health & Physical Education Building

### Dillard Men's Basketball Statistics

Player	G	FG/ATT	PCT	FT/ATT	PCT	PTS/AVG	REB/AVG	A	TO	ST	PF
Desdunes	28	55/145	.379	27/40	.675	174/6.2	77/2.8	20	24	13	46
T. Jones	16	18/48	.375	13/25	.520	51/3.2	18/1.1	6	12	10	24
E. Jones	29	30/78	.385	15/21	.714	89/3.1	49/1.7	76	35	24	69
Ross	8	1/3	.333	1/3	.333	3/0.4	2/0.3	3	3	3	1
Saloy	20	11/22	.500	13/18	.722	42/2.1	22/1.1	11	9	5	27
Jasmine	7	8/18	.444	14/20	.700	33/4.7	16/2.3	6	8	4	10
Ott	29	167/405	.412	101/140	.721	490/16.9	141/4.9	80	94	69	68
Barnes	29	26/56	.464	21/32	.656	78/2.7	50/1.7	37	41	21	30
Spellmon	29	106/222	.477	38/69	.551	273/9.4	114/3.9	28	60	31	81
Wilson	23	20/36	.556	5/10	.500	46/2.0	26/1.1	2	4	2	20
Lynn	25	12/37	.324	7/12	.583	31/1.2	44/1.8	2	17	1	37
Bastian	29	160/307	.521	70/130	.538	390/13.4	155/5.3	19	66	17	97
Williams	29	138/301	.458	89/127	.701	381/13.1	209/7.2	36	82	38	79
<b>Totals</b>	<b>29</b>	<b>752/1678</b>	<b>.448</b>	<b>414/647</b>	<b>.640</b>	<b>2081/71.8</b>	<b>990/34.1</b>	<b>326</b>	<b>459</b>	<b>238</b>	<b>589</b>

### Dillard Women's Basketball Statistics

Player	G	FG/ATT	PCT	FT/ATT	PCT	PTS/AVG	REB/AVG	A	TO	ST	PF
Montgomery	28	54/131	.412	33/47	.702	146/5.2	74/2.6	40	34	29	31
Johnson	11	4/15	.267	5/10	.500	13/1.2	7/0.6	6	9	2	7
Manalo	28	44/137	.321	29/39	.744	118/4.2	38/1.4	42	48	26	49
Johnson	20	13/51	.255	11/16	.688	39/2.0	19/0.9	16	23	2	27
Miller	19	6/19	.316	5/12	.417	17/0.9	16/0.8	8	30	10	21
Owens	28	165/352	.469	163/215	.758	516/18.4	175/6.3	98	130	51	74
Bolton	29	71/207	.343	55/83	.663	199/6.9	112/3.9	44	79	38	81
Gray	21	15/34	.441	4/13	.308	34/1.6	33/1.6	4	10	3	18
Bellony	25	53/117	.453	19/39	.487	125/5.0	105/4.2	9	33	6	59
Cruse	27	65/114	.570	24/49	.490	154/5.7	146/5.4	3	49	10	63
Cage	1	0/0	.000	0/0	.000	0/0.0	0/0.0	0	0	0	0
Landry	28	107/255	.420	45/60	.750	262/9.4	114/4.1	30	60	25	63
Arterberry	16	6/16	.375	1/1	.000	14/0.9	11/0.7	6	8	1	9
Nweke	29	113/207	.546	48/90	.533	274/9.4	172/5.9	8	64	28	90
Gorum	11	8/26	.308	4/5	.800	20/1.8	28/2.5	3	17	3	22
<b>Totals</b>	<b>29</b>	<b>724/1681</b>	<b>.431</b>	<b>446/679</b>	<b>.657</b>	<b>1931/66.6</b>	<b>1127/38.9</b>	<b>317</b>	<b>602</b>	<b>234</b>	<b>614</b>

#### Athletic Director

**Doug Robinson**

Phone: 318-798-4107  
 Home: 318-797-7606  
 Email: drobinson@pilot.lsus.edu

#### Athletic Secretary

**Sharon Bloxom**

Phone: 318-797-5194  
 Email: sbloxom@pilot.lsus.edu

#### Coaching Staff:

##### Men's Basketball

**Chad McDowell**

Phone: 318-798-4110  
 Home: 318-207-2423  
 Email: cmcdowell@pilot.lsus.edu

##### Women's Basketball

**Ronnie Howell**

Phone: 318-798-4111  
 Home: 318-752-2946  
 Email: rhowell@pilot.lsus.edu

##### Baseball

**Rocke Musgraves**

Phone: 318-798-4106  
 Home: 318-219-0708  
 Email: rmusgrav@pilot.lsus.edu

##### Women's Soccer

**Jed Jones**

Phone: 318-797-5094  
 Email: jjones@pilot.lsus.edu



# Louisiana State University at Shreveport

## Sports Information/Publicity

### Allan Cantwell

Phone: 318-797-5194  
 Cell: 318-834-3722  
 Email: sports@pilot.lsus.edu

## Faculty Athletic Representative

### Dr. Terry G. Harris

Phone: 318-797-5287  
 Home: 318-797-2323  
 Email: tharris@pilot.lsus.edu

## Registrar

### Jennifer Carter

Phone: 318-797-5063  
 Home: 318-636-4025  
 Email: jcarter@pilot.lsus.edu

## LSU-S Men's Basketball Statistics

Player	G	FG/ATT	PCT	FT/ATT	PCT	PTS/AVG	REB/AVG	A	TO	ST	PF
Hughes	32	77/175	.440	82/99	.828	254/7.9	54/1.7	86	71	25	43
Payne	34	268/679	.395	195/254	.768	867/25.5	128/3.8	69	103	102	70
Simmons	35	41/89	.461	12/19	.632	108/3.1	34/1.0	10	21	17	30
Collins	35	126/339	.372	153/194	.789	456/13.0	141/4.0	133	75	48	66
Cash	15	35/98	.357	16/36	.444	95/6.3	70/4.7	21	14	16	20
Sowell	35	143/301	.475	82/153	.536	380/10.9	222/6.3	37	61	21	96
Stephenson	3	0/0	.000	0/0	.000	0/0.0	1/0.3	0	0	0	1
McDaniel	3	1/4	.250	0/0	.000	2/0.7	2/0.7	1	2	0	0
Walker	31	10/25	.400	16/21	.762	37/1.2	74/2.4	3	15	17	75
Rogers	35	206/463	.445	111/145	.766	601/17.2	179/5.1	71	95	52	92
Hill	32	42/96	.438	17/51	.333	101/3.2	316/9.9	18	35	20	102
Saxson	35	38/68	.559	37/58	.638	113/3.2	146/4.2	9	30	11	92
<b>Totals</b>	<b>35</b>	<b>987/2338</b>	<b>.422</b>	<b>721/1030</b>	<b>.700</b>	<b>3014/86.1</b>	<b>1462/41.8</b>	<b>458</b>	<b>527</b>	<b>329</b>	<b>687</b>

## LSU-S Women's Basketball Statistics

Player	G	FG/ATT	PCT	FT/ATT	PCT	PTS/AVG	REB/AVG	A	TO	ST	PF
Phillips	33	90/260	.346	10/12	.833	244/7.4	56/1.7	44	56	24	10
Neck	12	5/13	.385	2/2	1.00	13/1.1	7/0.6	3	9	4	7
Sellers	2	0/0	.000	0/0	.000	0/0.0	0/0.0	0	1	0	1
Stafford	33	165/395	.418	109/141	.773	486/14.7	131/4.0	88	108	52	69
Monette	31	99/174	.569	83/110	.755	281/9.1	220/7.1	17	65	39	64
Cooper	31	43/125	.344	18/30	.600	136/4.4	39/1.3	34	37	16	46
Cardinal	12	12/54	.222	4/14	.286	36/3.0	6/0.5	28	34	6	19
Pena	32	13/45	.289	6/8	.750	32/1.0	32/1.0	53	65	17	23
Hogg	33	84/258	.326	51/80	.637	255/7.7	105/3.2	74	85	54	75
Sphyhalski	33	69/150	.460	27/44	.614	165/5.0	171/5.2	13	49	19	85
Cryer	33	40/99	.404	36/48	.750	117/3.5	67/2.0	10	32	17	50
Castle	33	92/211	.436	46/62	.742	236/7.2	178/5.4	42	64	40	80
Lacaze	2	0/1	.000	2/2	1.00	2/1.0	4/2.0	1	4	2	0
Chiri	7	3/9	.333	0/0	.000	8/1.1	2/0.3	2	2	0	0
Hicks	11	14/32	.438	6/13	.462	35/3.2	30/2.7	1	11	3	15
<b>Totals</b>	<b>33</b>	<b>729/1826</b>	<b>.399</b>	<b>400/566</b>	<b>.707</b>	<b>2046/62.0</b>	<b>1159/35.1</b>	<b>410</b>	<b>644</b>	<b>293</b>	<b>544</b>



**LOYOLA UNIVERSITY**  
 6363 St. Charles Ave., Box 53  
 New Orleans, LA 70118  
 Fax #: 504-864-7380  
 www.loyno.edu

**Nickname: Wolfpack**  
**Colors: Maroon & Gold**  
**Enrollment: 5000**

**President: Rev. Kevin Wildes, S.J.**  
**Fieldhouse: The Den (Loyola Sports Complex)**

**Athletic Director**

**Dr. Michael Giorlando**  
 Phone: 504-864-7711  
 Home: 225-761-7778  
 Email: giorland@loyno.edu

**Assistant Athletic Director**

**DoBee Plaisance**  
 Phone: 504-864-7577  
 Home: 504-361-3008  
 Email: mplaisan@loyno.edu

**Administrative Assistant**

**Michael "Doc" Beeman**  
 Phone: 504-864-7392  
**Doris Bordelon**  
 Phone: 504-864-7225  
 Email: dsbordel@loyno.edu

**Coaching Staff:**

**Men's Basketball**

**Dr. Michael Giorlando**  
 Phone: 504-864-7711  
 Home: 225-761-7778  
 Email: giorland@loyno.edu

**Women's Basketball**

**DoBee Plaisance**  
 Phone: 504-864-7577  
 Home: 504-361-3008  
 Email: mplaisan@loyno.edu

**Loyola University**

**Baseball**

**Michael "Doc" Beeman**  
 Phone: 504-864-7392

**Track/Cross Country  
 (Men's & Women's)**

**Al Seither**  
 Phone: 504-864-7395  
 Home: 504-271-3135  
 Email: aseither@loyno.edu

**Women's Soccer**

**David Poggi**  
 Phone: 504-864-7398  
 Email: poggi@loyno.edu

**Volleyball**

**Thomas Harold**  
 Phone: 504-864-7397  
 Home: 504-833-5995  
 Email: tharold@loyno.edu

**Sports Information Director**

**Brett Simpson**  
 Phone: 504-864-7396  
 Home: 504-861-9163  
 Email: bsimpson@loyno.edu

**Faculty Athletic Representative**

P.O. Box 107  
 New Orleans, LA 70118

**Fr. David Boileau**  
 Phone: 504-865-3940  
 Home: 504-866-6006  
 Fax: 504-865-3948  
 Email: daboileau@loyno.edu

**Tom Smith**  
 Phone: 504-865-3244  
 Fax: 504-865-2059  
 Email:

**Registrar**

**Kathy Gros**  
 Phone: 504-865-3552  
 Email: kgros@loyno.edu

## Loyola University Men's Basketball Stats

Player	G	FG/ATT	PCT	FT/ATT	PCT	PTS/AVG	REB/AVG	A	TO	ST
Tyson	31	147/301	.488	60/72	.833	382/12.32	210/6.77	41	85	29
Olivard	16	61/115	.530	59/87	.678	182/11.38	70/4.38	9	50	5
Schmidt	29	110/269	.409	40/58	.690	321/11.07	97/3.35	102	99	24
Bunn	30	92/223	.413	99/118	.839	316/10.53	89/2.97	73	83	39
Zumo	31	105/245	.429	63/71	.887	319/10.29	65/2.10	53	119	33
Wurts	31	58/100	.580	54/77	.701	170/5.48	115/3.71	29	47	9
Kinsley	14	25/48	.521	7/11	.636	61/4.36	30/2.14	4	16	11
Dardar	11	10/28	.357	16/28	.571	40/3.64	16/1.46	9	17	5
Creel	31	35/82	.427	3/13	.231	73/2.36	128/4.13	19	34	10
Curtin	28	13/37	.351	5/16	.313	31/1.11	52/1.86	5	26	6
McGovern	22	9/22	.409	5/10	.500	24/1.09	15/0.68	8	8	3
Colombo	7	2/4	.500	0/0	.000	4/0.57	4/0.57	1	2	0
Marziale	5	1/1	1.00	0/0	.000	2/0.40	3/0.60	1	2	0

## Loyola University Women's Basketball Stats

Player	G	FG/ATT	PCT	FT/ATT	PCT	PTS/AVG	REB/AVG	A	TO	ST
Bilinski	34	191/356	.537	117/167	.701	499/14.68	209/6.15	21	48	47
Schork	35	166/450	.369	27/40	.675	504/14.40	77/2.20	63	87	25
Holland	35	187/459	.407	36/50	.720	449/12.83	312/8.91	100	64	84
Bordelon	35	132/320	.413	111/156	.712	402/11.49	143/4.09	270	163	102
Mainguy	35	57/132	.432	15/25	.600	138/3.94	124/3.54	13	25	24
George	33	32/92	.348	15/22	.682	93/2.82	57/1.73	30	36	24
Bankston	8	10/17	.588	1/2	.500	21/2.63	8/1.00	0	3	1
Pilgreen	35	33/106	.311	8/12	.667	90/2.57	41/1.17	15	17	11
Fiedler	34	29/100	.290	11/19	.579	75/2.21	43/1.27	14	31	20
Blanchard	30	17/66	.258	10/12	.833	52/1.73	17/0.57	2	7	2
Martinez	7	5/8	.625	1/3	.333	11/1.57	12/1.71	3	0	1
Landry	35	22/55	.400	4/15	.267	48/1.37	34/0.97	4	14	5
Hernandez	13	5/20	.250	0/0	.000	16/1.23	9/0.69	5	6	0
Carey	9	2/3	.667	1/2	.500	6/0.67	2/0.22	1	5	2



**UNIVERSITY OF MOBILE**  
P.O. Box 13220  
Mobile, AL 36663-0220  
Physical Address: 5737 College Parkway  
Mobile, AL 36613  
Fax #: 251-442-2499  
www.umobile.edu

**Nickname: Rams**  
**Colors: Maroon & White**  
**Enrollment: 2000**  
**President: Dr. Mark Foley**  
**Fieldhouse: H. Austill Pharr (Seats 1500)**

### Athletic Director

### Craig Bogar

Phone: 251-442-2279  
Cell: 251-490-7267  
Home: 251-621-3404  
Email: cbogar@mail.umobile.edu

### Secretary

### Cindy Kelly

Phone: 251-442-2278  
Email: ckelly@mail.umobile.edu

### Coaching Staff:

#### Men's Basketball

### Joe Niland

Phone: 251-442-2288  
Home: 251-661-4743  
Email: jnmobile@hotmail.com

#### Assistant

### Sam Coates

Phone: 251-442-2399  
Home: 251-621-5502  
Email: samcoates3@aol.com

#### Women's Basketball

### Martha Gore-Algeron

Phone: 251-442-2260  
Cell: 251-533-6080  
Home: 251-675-2775  
Email: goremarta@hotmail.com

#### Assistant

### Michael Berry

Phone: 251-442-2400  
Cell: 251-545-6323  
Email: coachberry@usa.com

## University of Mobile

### Baseball

#### **Mike Jacobs**

Phone: 251-442-2228  
Cell: 251-786-4000  
Home: 251-666-1775  
Email: mjacobs@mail.umobile.edu

#### **Assistant**

#### **Jon Seymour**

Phone: 251-442-2306  
Email: jcs\_17um@hotmail.com

### Softball

#### **Becky Clark**

Phone: 251-442-2277  
Email: bclarkum@aol.com

#### **Assistant**

#### **Maria Soto**

Phone: 251-442-2277

### Men's Soccer

#### **Peter Fuller**

Phone: 251-442-2363  
Home: 251-679-7575  
Cell: 251-583-4711

#### **Assistant**

#### **Brian Person**

Phone: 251-442-2397  
Home: 251-442-3743  
Email: bperson@mail.umobile.edu

### Women's Soccer

#### **Uwe Tittl**

Phone: 251-442-2364  
Cell: 251-895-1741  
Email: utittl@mail.umobile.edu

#### **Assistant**

#### **Scott Yadon**

Phone: 251-442-2397

### Men's JV Soccer

#### **Remi Roy**

Email: rroy@mail.umobile.edu

### Women's JV Soccer

#### **Brian Person**

Phone: 251-442-2397  
Home: 251-442-3743  
Email: bperson@mail.umobile.edu

## University of Mobile

### Men's Golf

#### **Terry Hopper**

Phone: 251-442-2258  
Home: 251-675-4694  
Email: mobilegolf@hotmail.com

### Women's Golf

#### **Maggie Kendall**

Email: mags2021@hotmail.com

### Women's Tennis

#### **Uwe Tittl**

Phone: 251-442-2364  
Cell: 251-895-1741  
Email: utittl@mail.umobile.edu

### Volleyball

#### **Jon Campbell**

Phone: 251-442-2369  
Cell: 251-610-1166  
Home: 251-675-8930  
Email: jcampbell@mail.umobile.edu

#### **Assistant**

#### **Amber Campbell**

#### **Jinni Frisbey**

Phone: 251-442-2361  
Cell: 251-454-8283  
Email: jinnif@mail.umobile.edu

### Head Trainer

#### **Assistant**

#### **Melissa Thomas**

Phone: 251-442-2561  
Cell: 251-604-4269  
Email: melissat@mail.umobile.edu

### *Sports Information/Publicity*

#### **Jared Mathews**

Phone: 251-442-2264  
Home: 251-634-3889  
Cell: 251-623-1034  
Fax: 251-442-2499  
Email: jaredm@mail.umobile.edu

### *Faculty Athletic Representative*

#### **Dr. John Runda**

Phone: 251-442-2345  
Home: 251-987-5111  
Email: jarunda@golftel.com

### *Registrar*

#### **Donald Berry**

Phone: 251-442-2203  
Fax: 251-442-2505  
Email: donaldb@mail.umobile.edu

## University of Mobile Men's Basketball Statistics

Player	G	FG/ATT	PCT	FT/ATT	PCT	PTS/AVG	REB/AVG	A	TO	ST	PF
Wright	6	0/3	.000	0/1	.000	0/0.0	1/0.2	2	4	0	2
Ryan	8	11/28	.393	5/7	.714	28/3.5	7/0.9	6	7	2	6
Feagin	36	140/283	.495	106/161	.658	413/11.5	119/3.3	178	97	69	86
Burgess	32	103/238	.433	55/71	.775	313/9.8	60/1.9	60	56	27	55
Chappell	32	19/46	.413	13/20	.650	56/1.8	31/1.0	43	34	21	25
Sullivan	36	60/95	.632	21/52	.404	141/3.9	76/2.1	11	43	15	57
Jordan	36	82/165	.497	34/47	.723	201/5.6	91/2.5	14	42	21	90
Amunagama	35	59/121	.488	36/45	.800	185/5.3	51/1.5	32	38	16	56
Loucks	36	79/159	.497	21/27	.778	181/5.0	143/4.0	25	54	31	77
Bolden	36	111/217	.512	53/78	.679	324/9.0	102/2.8	67	69	71	94
Pellan	34	49/126	.389	16/26	.615	132/3.9	82/2.4	33	41	24	50
Perry	36	217/472	.460	80/168	.476	569/15.8	211/5.9	72	91	52	64
Lewis	36	153/229	.668	121/168	.720	427/11.9	255/7.1	16	96	38	86
Timmons	0	0/0	.000	0/0	.000	0/0.0	0/0.0	0	0	0	0
Foxworth	20	13/25	.520	1/4	.250	27/1.4	14/0.7	2	10	5	15
<b>Totals</b>	<b>36</b>	<b>1096/2207</b>	<b>.497</b>	<b>562/875</b>	<b>.642</b>	<b>2997/83.3</b>	<b>1376/38.2</b>	<b>561</b>	<b>695</b>	<b>392</b>	<b>763</b>

## University of Mobile Women's Basketball Statistics

Player	G	FG/ATT	PCT	FT/ATT	PCT	PTS/AVG	REB/AVG	A	TO	ST	PF
Martens	34	38/129	.295	9/17	.529	103/3.0	62/1.8	37	66	26	45
Barber	26	52/131	.397	52/65	.800	183/7.0	40/1.5	101	78	37	36
Manning	34	66/119	.555	37/56	.661	169/5.0	102/3.0	17	65	11	48
Ford	20	15/49	.306	13/20	.650	43/2.1	19/0.9	11	29	10	21
Rybarczyk	34	223/359	.621	101/175	.577	547/16.1	298/8.8	48	88	37	62
Craft	31	38/103	.369	7/18	.389	103/2.3	23/0.7	37	68	5	27
Leary	34	82/161	.509	37/77	.481	201/5.9	118/3.5	28	69	27	79
Davis	33	63/176	.358	13/20	.650	175/5.3	53/1.6	44	67	25	34
Boykin	30	15/44	.341	10/14	.714	42/1.4	59/2.0	47	53	21	40
Kostandinovic	34	93/239	.389	59/78	.756	258/7.6	98/2.9	61	81	29	68
Slater	1	1/2	.500	0/0	.000	2/2.0	0/0.0	0	0	0	0
Coston	34	236/437	.540	186/277	.671	658/19.4	379/11.1	66	145	76	90
<b>Totals</b>	<b>34</b>	<b>922/1949</b>	<b>.473</b>	<b>524/817</b>	<b>.641</b>	<b>2484/73.1</b>	<b>1381/40.6</b>	<b>497</b>	<b>826</b>	<b>304</b>	<b>550</b>

## SOUTHERN UNIVERSITY IN NEW ORLEANS

6400 Press Drive  
New Orleans, LA 70126  
Fax #: 504-284-5520

## SUNO KNIGHTS



**Nickname:** SUNO Knights  
**Colors:** Blue & Gold  
**Enrollment:** 3600  
**President:** Dr. Leon K. Tarver II  
**Chancellor:** Dr. Press Robinson, Sr.

### Athletic Director

**Earl R. Hill**

Phone: 504-286-5192  
Home: 504-925-9742

### Coaching Staff:

#### Men's Basketball

**Earl R. Hill**

Phone: 504-286-5192  
Home: 504-925-9742

#### Assistant

**Elston King**

Phone: 504-286-5197  
Home: 504-948-2489

#### Women's Basketball

**Elston King**

Phone: 504-286-5197  
Home: 504-948-2489

#### Cross Country and Track (Men and Women)

**Stephanie Minto**

Phone: 504-286-5332

### Sports Information/Publicity

**Earl R. Hill**

Phone: 504-286-5192

### Faculty Athletic Representative

**Dr. Vincent Johnson**

Phone: 504-286-5141  
Fax: 504-284-5512  
Email: vjohnson@suno.edu

### Registrar

**Gladys Allen**

Phone: 504-286-5320  
Email: gallen@suno.edu

## SUNO Men's Basketball Statistics

Player	G	FGM/ATT	PCT	FTM/ATT	PCT	PTS/AVG	REB/AVG	A	TO	ST
Clark	26	166/322	.516	112/142	.789	465/17.89	147/5.65	52	74	33
Mitchell	17	72/164	.439	94/119	.790	250/14.71	53/3.12	70	89	17
Ferreira	26	118/278	.424	102/135	.756	374/14.39	234/9.00	56	78	55
Whitley	14	38/99	.384	29/43	.674	128/9.14	48/3.43	27	27	25
Branwell	21	59/121	.488	26/38	.684	144/6.86	109/5.19	28	54	7
Joseph	26	47/126	.373	51/71	.718	170/6.54	33/1.27	23	42	17
Santos	26	59/118	.500	39/54	.722	158/6.08	155/5.96	22	41	17
Youngblood	24	44/92	.478	29/37	.784	117/4.88	50/2.08	25	41	17
Hogan	22	23/43	.535	15/29	.517	61/2.77	46/2.09	14	29	10
Coleman	14	11/19	.579	3/7	.429	25/1.79	10/0.71	2	5	2
Esemomoh	17	10/15	.667	5/11	.455	25/1.47	20/1.18	6	13	4
Duncan	18	8/24	.333	1/4	.250	22/1.22	10/0.56	6	21	7
Amorim	13	4/9	.444	3/6	.500	13/1.00	7/0.54	8	8	4
Irvin	18	0/5	.000	2/4	.500	2/0.11	11/0.61	9	11	6

## SUNO Women's Basketball Statistics

Player	G	FGM/ATT	PCT	FTM/ATT	PCT	PTS/AVG	REB/AVG	A	To	ST
Northern	23	176/390	.451	147/184	.799	502/21.83	173/7.52	21	64	34
Wilson	23	94/274	.343	45/64	.703	287/12.48	75/3.26	110	107	40
Burkalter	23	92/252	.365	53/69	.768	279/12.13	114/4.96	57	64	54
Hearn	23	78/180	.433	81/130	.623	237/10.30	171/7.44	76	81	41
Dixon	20	60/144	.417	26/37	.703	146/7.30	113/5.65	13	30	26
Stemley	20	18/42	.429	23/37	.622	59/2.95	39/1.95	18	14	35
White	3	1/2	.500	0/0	.000	2/0.67	1/0.33	0	0	1
Hart	16	4/6	.667	0/0	.000	8/0.50	6/0.38	2	7	3



**SPRING HILL COLLEGE**  
 4000 Dauphin Street  
 Mobile, AL 36608-0220  
 Athletic Department: 251-380-3485  
 Fax #: 251-460-2196  
 www.shc.edu

**Nickname: Badgers, Lady Badgers**

**Colors: Purple & White**

**Enrollment: 1200**

**President: Fr. Gregory F. Lucey, S.J.**

**Fieldhouse: Outlaw Recreation Center (2,000)**

**Athletic Director**

**Scott Westbrook (Interim)**

Phone: 251-380-4461

Email: swestbrook@shc.edu

**Athletic Secretary**

**Kimberly Anderson**

Phone: 251-380-3485

Email: kanderson@shc.edu

**Coaching Staff:**

**Men's Basketball**

**Robert Thompson**

Phone: 251-380-4460

Email: rthompson@shc.edu

**Women's Basketball**

**Terry Fowler**

Phone: 251-380-3488

Email: coachfowler@shc.edu

**Baseball**

**Frank Sims**

Phone: 251-380-3486

Email: fsims@shc.edu

**Cross Country**

**(Men's and Women's)**

**Chris Hughes**

Phone: 251-380-3485

Email: chughes@shc.edu

## Spring Hill College

### Golf (Men's)

#### Steve Hodges

Phone: 251-380-4659  
Email: shodges@shc.edu

### Golf (Women's)

#### Duke Ankwicz

Phone: 251-380-4659  
Email: dankie572@aol.com

### Soccer (Men's & Women's)

#### Scott Westbrook

Phone: 251-380-3491

### Tennis (Men's & Women's)

#### Marketa Blazkova

Phone: 251-380-3490

### Softball

#### Alison Sellers

Phone: 251-380-3489  
Email: asellers@shc.edu

### Swimming (Men's & Women's)

#### Brook Monroe

Phone: 251-380-4462  
Email: bmmonroe@shc.edu

### Volleyball

#### Kara Rogers

Phone: 251-380-4475  
Email: krogers@shc.edu

### Sports Information/Publicity

#### Adam Prendergast

Phone: 251-380-4468  
Email: aprendergast@shc.edu

### Faculty Athletic Representative

#### Dr. James Larriviere

Phone: 251-380-4453  
Fax: 251-460-2178

### Registrar

#### Stuart Moore

Phone: 251-380-2240  
Email: smoore@shc.edu

## Spring Hill College Men's Basketball Statistics

Player	G	FG/ATT	PCT	FT/ATT	PCT	PTS/AVG	REB	A	TO	ST	PF
Fletcher	33	51/152	.336	46/71	.648	178/5.4	53	61	75	30	80
Murray	24	20/62	.323	26/54	.481	68/2.8	43	49	52	15	51
Matthews	9	16/47	.340	27/31	.871	67/7.4	28	14	19	13	19
Green	33	167/393	.425	105/126	.833	500/15.2	146	59	89	47	92
Covington	10	29/67	.433	10/17	.588	82/8.2	18	14	10	8	27
Encalarde	3	2/7	.286	0/0	.000	4/1.3	2	1	0	0	6
Covington	27	118/232	.509	60/86	.698	352/13.0	107	21	55	16	62
Baldwin	32	125/284	.440	70/96	.729	322/10.1	165	62	81	39	100
Falkner	21	105/173	.607	71/137	.518	281/13.4	194	18	57	17	63
Miernicki	32	71/131	.542	24/54	.444	166/5.2	122	22	63	18	107
Honsel	4	7/11	.636	2/2	1.000	16/4.0	10	0	3	0	5
Martin	2	4/8	.500	0/0	.000	8/4.0	7	1	2	0	2
Forshier	5	6/9	.667	0/0	.000	14/2.8	1	1	1	0	3
Coleman	27	30/78	.385	18/32	.563	83/3.1	36	79	72	24	60
Zieman	14	5/18	.278	10/12	.833	20/1.4	16	11	7	7	15
Totals	33	756/1672	.452	469/718	.653	2161/65.5	1084	413	599	234	692

## Spring Hill College Women's Basketball Statistics

Player	G	FG/ATT	PCT	FT/ATT	PCT	PTS/AVG	REB	A	TO	ST	PF
Brazzell	29	58/187	.310	25/36	.694	161/5.6	96	28	69	15	71
Easley	32	41/126	.325	23/43	.535	111/3.5	63	41	83	17	57
Lemoine	11	13/34	.382	6/7	.857	39/3.5	9	2	3	0	2
McHugh	32	60/197	.305	70/84	.833	220/6.9	52	60	59	42	56
Rodriguez	32	152/324	.469	88/123	.715	410/12.8	165	109	99	77	76
Young	32	72/193	.373	34/52	.654	212/6.6	78	37	49	40	32
Fowler	18	12/30	.400	7/13	.538	31/1.7	27	4	7	1	15
Cardenas	17	7/21	.333	3/6	.500	21/1.2	12	3	9	2	11
Niters	27	25/83	.301	20/29	.690	82/3.0	75	5	36	4	43
Pendergast	31	61/140	.436	34/54	.630	156/5.0	77	13	33	13	57
Thomas	32	111/237	.468	59/94	.628	286/8.9	183	8	52	39	79
Shields	17	10/21	.476	6/13	.462	26/1.5	20	2	7	3	16
Houy	32	65/200	.325	51/74	.689	202/6.3	201	46	70	64	61
Totals	32	687/1793	.383	426/628	.678	1957/61.2	1205	358	600	317	583



**TOUGALOO COLLEGE**  
 500 West County Line Rd  
 Tougaloo, MS 39174  
 Fax #: 601-978-1309  
 www.tougaloo.edu

**Nickname:** Bulldogs, Lady Bulldogs  
**Colors:** Royal Blue & Scarlet Red  
**Enrollment:** 1000

**President:** Dr. Beverly Hogan

**Fieldhouse:** George A & Ruth B. Owens Health & Wellness Center (Seats 2500)

**Athletic Director**

**Dr. James C. Coleman**

Phone: 601-977-7809  
 Home: 601-906-4972  
 Email: james.coleman@tougaloo.edu

**Coaching Staff:**

**Men's Basketball**

**Lafayette Stribling**

Phone: 601-978-1097

**Assistant**

**Harvey Wardell**

Phone: 601-978-1096

**Women's Basketball**

**Josette Barton**

Phone: 601-978-1098

**Cross Country**

**Paul Scott**

Phone: 601-977-7919

**Golf**

**Clarence Hogan**

Phone: 601-978-1095

**Tennis**

**Curtis Shaw**

Phone: 601-977-7719

**Baseball**

**Earl Sanders**

Phone: 601-977-6186

**Sports Information/Publicity**

**Markeshia Jiles**

Phone: 601-978-1095

**Faculty Athletic Representative**

**Dr. Brian Anderson**

Phone: 601-206-1591

**Registrar**

**Carolyn Evans**

Phone: 601-977-7765

**Tougaloo College Men's Basketball Statistics**

Player	G	FG/ATT	PCT	FT/ATT	PCT	PTS/AVG	REB	A	TO	ST
Holder	30	171/300	.570	59/81	.728	405/13.50	193	44	53	33
Boulding	12	48/136	.353	13/18	.722	141/11.75	13	12	14	10
Jarvis	17	65/107	.607	45/84	.536	177/10.41	123	16	42	7
Lowe	32	82/223	.368	79/116	.681	286/8.94	81	155	109	45
Yates	31	110/271	.406	26/54	.481	271/8.74	90	40	39	43
Adams	12	37/72	.514	19/43	.442	93/7.75	46	1	18	10
Dukes	32	70/137	.511	26/42	.619	166/5.19	128	18	71	14
Brinson	32	65/154	.422	26/42	.619	163/5.09	62	44	29	23
Curtis	12	20/56	.357	12/16	.750	60/5.00	18	13	9	4
Dixon	30	50/123	.407	30/60	.500	143/4.77	87	30	37	24
Brown	5	9/17	.529	4/7	.571	23/4.60	16	5	1	4
Smith	13	12/40	.300	6/11	.545	39/3.00	2	2	3	2
Westerfield	26	26/57	.456	10/15	.667	62/2.39	34	6	19	12
Crisler	24	20/63	.317	0/4	.000	54/2.25	9	10	16	6
Clark	20	13/31	.419	14/25	.560	43/2.15	14	7	15	3
Wright	17	13/25	.520	1/4	.250	27/1.59	28	4	8	2
James	6	0/1	.000	5/6	.833	5/0.83	1	1	4	0
Cokely	9	1/11	.091	1/2	.500	3/0.33	11	12	13	3
Maura	4	0/0	.000	0/0	.000	0/0.00	0	0	0	0

**Tougaloo College Women's Basketball Statistics**

Player	G	FG/ATT	PCT	FT/ATT	PCT	PTS/AVG	REB	A	TO	ST
McElroy	26	125/245	.510	87/147	.592	337/12.96	205	15	52	23
Dixon	25	120/279	.430	78/128	.609	319/12.76	178	20	101	37
Taylor	17	71/233	.305	36/55	.655	197/11.59	60	40	63	32
Coleman	21	84/188	.447	29/51	.569	206/9.81	69	46	79	40
Washington	29	76/207	.367	44/60	.733	215/7.41	81	49	92	37
Walker	18	46/118	.390	28/50	.560	121/6.72	53	42	54	23
Hall	22	47/104	.452	17/31	.548	112/5.09	117	9	27	9
Jackson	21	38/82	.463	19/29	.655	95/4.52	76	15	30	13
Laird	29	36/106	.340	26/51	.510	98/3.38	82	10	47	9
Veasley	6	4/8	.500	1/4	.250	9/1.50	6	1	1	0
Harrison	22	14/48	.292	2/4	.500	30/1.36	25	0	13	2
Crawford	6	1/5	.200	2/7	.286	4/0.67	3	1	3	0
Baker	9	1/16	.063	3/4	.750	5/0.56	7	2	14	2
Morris	13	3/11	.273	1/2	.500	7/0.54	10	0	5	1





**WILLIAM CAREY COLLEGE**  
 498 Tuscan Avenue  
 Hattiesburg, MS 39401-9913  
 Fax #: 601-318-6550  
 www.wmcarey.edu

**Nickname:** Crusaders, Lady Saders  
**Colors:** Red, White & Black  
**Enrollment:** 2920  
**President:** Dr. Larry Kennedy

**Gulfport**

1856 Beach Drive  
 Gulfport, MS 39507

**New Orleans**

3939 Gentilly Blvd.  
 New Orleans, LA 70126

**Athletic Director**

**Steve Knight**

Phone: 601-318-6415  
 Home: 601-268-7039  
 Fax: 601-318-6550  
 Email: sknight@wmcarey.edu

**Administrative Assistant**

**Regina Knight**

Phone: 601-318-6588  
 Home: 601-268-7039  
 Email: rknight@wmcarey.edu

**Coaching Staff:**

**Men's Basketball**

**Steve Knight**

Phone: 601-318-6415  
 Home: 601-268-7039  
 Email: sknight@wmcarey.edu

**Assistant**

**Tracy English**

Phone: 601-318-6111  
 Home: 601-261-2441  
 Email: tenglish@wmcarey.edu

**Assistant**

**Joe Garvin**

Phone: 601-318-6431  
 Home: 601-264-8536  
 Email: jgarvin@wmcarey.edu

**Women's Basketball**

**Tracy English**

Phone: 601-318-6111  
 Home: 601-261-2441  
 Email: tenglish@wmcarey.edu

**William Carey College**

**Assistant**

**D. J. Pulley**

Phone: 601-318-6771  
 Home: 601-758-3690

**Baseball**

**Bobby Halford**

Phone: 601-318-6110  
 Home: 601-264-1550  
 Fax: 601-318-6200  
 Email: bhalford@wmcarey.edu

**Softball**

**Wendy Hogue**

Phone: 601-318-6551  
 Home: 601-583-4111  
 Fax: 601-318-6200  
 Email: whogue@wmcarey.edu

**Soccer (Men's)**

**Nigel Boulton**

Phone: 601-318-6401  
 Home: 601-261-3027  
 Fax: 601-318-6200  
 Email: nboulton@wmcarey.edu

**Soccer (Women's)**

**Danny Owens**

Phone:  
 Email: dowens@wmcarey.edu

**Men's Golf**

**D. J. Pulley**

Phone: 601-318-6771  
 Home: 601-758-3690  
 Email: djpulley@wmcarey.edu

**Sports Information/Publicity**

**D. J. Pulley**

Phone: 601-318-6771  
 Home: 601-758-3690  
 Email: djpulley@wmcarey.edu

**Faculty Athletic Representative**

**Dr. E. Milton Wheeler**

Phone: 601-318-6165  
 Home: 601-268-3126  
 Fax: 601-318-6454

**Registrar**

**Cathy VanDevender**

Phone: 601-318-6195  
 Fax: 601-318-6196  
 Email: cvandevender@wmcarey.edu

## William Carey College Men's Basketball Statistics

Player	G	FG/ATT	PCT	FT/ATT	PCT	PTS/AVG	REB/AVG	A	TO	ST	PF
Bell	33	96/211	.455	31/86	.360	227/6.9	203/6.2	99	117	52	74
Anderson	24	65/151	.430	21/33	.636	192/8.0	66/2.8	33	27	14	33
Willis	33	90/260	.346	27/46	.587	269/8.2	81/2.5	56	86	32	79
West	12	57/141	.404	17/29	.586	166/13.8	14/1.2	29	47	17	23
Salter	9	13/29	.448	0/7	.000	26/2.9	21/2.3	1	6	2	16
Anderson	31	20/54	.370	15/30	.500	59/1.9	36/1.2	31	39	16	25
Brown	21	12/31	.387	2/8	.250	29/1.4	27/1.3	10	12	8	19
Jackson	20	13/30	.433	9/20	.450	41/2.0	25/1.3	27	20	11	17
Dorsey	33	194/370	.524	139/207	.671	529/16.0	257/7.8	50	83	30	71
McCroy	28	29/90	.322	19/29	.655	85/3.0	97/3.5	27	29	15	68
Irby	33	75/171	.439	33/55	.600	197/6.0	106/3.2	20	81	16	103
Barnes	32	135/329	.410	66/111	.595	362/11.3	83/2.6	71	83	37	75
Totals	33	799/1867	.428	379/661	.573	2182/66.1	1185/35.9	454	638	250	604

## William Carey College Women's Basketball Statistics

Player	G	FGM/ATT	PCT	FTM/ATT	PCT	PTS/AVG	REB/AVG	A	TO	ST	PF
Knight	29	15/35	.429	13/18	.722	43/1.5	36/1.2	10	28	9	33
L. Evans	29	86/269	.320	39/65	.600	230/7.9	101/3.5	44	94	47	56
Levy	29	80/249	.321	51/79	.646	245/8.4	78/2.7	78	92	31	67
K. Evans	17	49/162	.302	20/37	.541	123/7.2	44/2.6	41	58	24	42
Johnson	25	10/28	.357	8/17	.471	32/1.3	27/1.1	6	14	10	23
McKinley	29	140/281	.498	91/134	.679	378/13.0	225/7.8	25	89	56	66
Holloway	28	30/109	.275	22/34	.647	101/3.6	55/2.0	20	42	22	45
McGill	29	120/356	.337	37/54	.685	356/12.3	131/4.5	42	77	58	47
Hugger	2	1/1	.000	0/0	.000	2/1.0	1/0.5	0	1	0	1
Clarke	25	8/24	.333	1/2	.500	22/0.9	14/0.6	7	9	2	13
Newsome	28	76/163	.466	62/99	.626	214/7.6	196/7.0	13	81	20	107
Bartee	27	16/39	.410	22/34	.647	54/2.0	76/2.8	9	27	6	69
Totals	29	631/1716	.368	366/573	.639	1800/62.1	1133/39.1	295	642	285	569

## XAVIER UNIVERSITY OF LOUISIANA

Address: 1 Drexel Drive

New Orleans, LA 70125

Fax #: 504-520-7934

www.xula.edu



Nickname: Gold Rush, Gold Nuggets

Colors: Gold & White

Enrollment: 3900

President: Dr. Norman C. Francis

Fieldhouse: The Barn (Seats 1200)

### Athletic Director

### Dennis Cousin

Phone: 504-520-7330

Home: 985-643-8185

Email: dcousin1@xula.edu

### Athletic Administrative Assistant II

### Alma Henderson

Phone: 504-520-7229

Email: ahenders@xula.edu

### Coaching Staff:

#### Men's Basketball

### Dannton Jackson

Phone: 504-520-5448

Home: 504-482-8483

Email: djackson@xula.edu

#### Assistant

### Chris Cameron

Phone: 504-520-6778

Email: ccameron@xula.edu

#### Women's Basketball

### Robert Browder

Phone: 504-520-7333

Home: 504-486-3898

Email: dbrowder@xula.edu

#### Assistant

### Darrilyn Broussard

Phone: 504-520-7513

Home: 504-361-1444

Email: dbrouss1@xula.edu

## Xavier University

**Cross Country and Track  
(Men's and Women's)**

**Joseph Moses**

Phone: 504-520-5007

**Tennis (Men's and Women's)**

**Alan Green**

Phone: 504-520-5008

**Volleyball**

**Greg Castillo**

Phone: 504-520-6798

Home: 504-361-5931

Email: gcastill@xula.edu

**Sports Information/Publicity**

**Bambi Hall**

Phone: 504-520-5707

Home: 504-234-7461

Fax: 504-520-7983

Email: brhall@xula.edu

**Head Athletic Trainer**

**Kris Turner**

Phone: 504-520-6702

Email: kturner@xula.edu

**Recreational Sports Director**

**Silas Steele**

Phone: 504-520-7334

Home: 504-812-9275

Email: ssteele@xula.edu

**Faculty Athletic Representative**

**Sr. Grace Mary Flickinger**

Phone: 504-520-7526

Home: 504-482-0917

Fax: 504-520-7918

Email: gflickin@xula.edu

**Registrar**

**Jo Ann Taylor**

Phone: 504-520-7599

Home: 504-482-2239

Email: jtaylor@xula.edu

## Xavier University Men's Basketball Statistics

Player	G	FGM/ATT	PCT	FTM/ATT	PCT	PTS/AVG	REB/AVG	A	TO	ST	PF
Collins	1	0/0	.000	0/0	.000	0/0.0	0/0.0	0	0	0	0
Sekour	7	1/7	.143	0/0	.000	3/0.4	7/1.0	1	3	0	8
Stewart	33	74/206	.359	48/55	.873	254/7.7	33/1.0	24	39	21	43
Varnado	34	70/173	.405	68/83	.819	228/6.7	76/2.2	95	67	51	44
Hodge	7	7/16	.438	4/7	.571	22/3.1	8/1.1	5	5	0	3
Brimmer	30	102/260	.392	42/70	.600	294/9.8	93/3.1	85	45	76	45
Dumas	34	89/196	.454	41/75	.547	227/6.7	70/2.1	114	62	106	75
Dixon	20	22/50	.440	0/1	.000	61/3.0	20/1.0	5	5	9	13
Okoroha	0	0/0	.000	0/0	.000	0/0.0	0/0.0	0	0	0	0
Williams	34	45/119	.378	38/54	.704	143/4.2	119/3.5	40	41	25	69
Allen	19	39/84	.464	13/22	.591	93/4.9	45/2.4	0	33	1	46
Harper	34	136/315	.432	121/167	.725	399/11.7	188/5.5	41	71	40	92
Olafioye	0	0/0	.000	0/0	.000	0/0.0	0/0.0	0	0	0	0
Green	34	187/350	.534	93/168	.554	467/13.7	230/6.8	30	94	46	100
Leonard	34	142/291	.488	100/147	.680	405/11.9	164/4.8	46	75	31	101
Sterling	0	0/0	.000	0/0	.000	0/0.0	0/0.0	0	0	0	0
<b>Totals</b>	<b>34</b>	<b>914/2067</b>	<b>.442</b>	<b>568/849</b>	<b>.669</b>	<b>2596/76.4</b>	<b>1134/33.4</b>	<b>486</b>	<b>559</b>	<b>412</b>	<b>640</b>

## Xavier University Women's Basketball Statistics

Player	G	FGM/ATT	PCT	FTM/ATT	PCT	PTS/AVG	REB/AVG	A	TO	ST	PF
Robinson	34	77/237	.325	36/50	.720	226/6.6	97/2.9	64	48	80	52
Whitmore	25	14/46	.304	4/10	.400	38/1.5	20/0.8	10	17	14	22
Thompson	33	20/71	.282	22/33	.667	68/2.1	43/1.3	30	36	31	41
Williams	24	61/163	.374	64/83	.771	198/8.3	80/3.3	83	52	87	48
Cleaves	34	158/366	.432	51/71	.718	425/12.5	95/2.8	66	57	74	53
Hamilton	34	95/196	.485	95/135	.704	293/8.6	156/4.6	67	90	54	61
Hebert	34	55/166	.331	30/51	.588	140/4.1	100/2.9	12	55	24	83
Lee	29	58/138	.420	21/29	.724	144/5.0	74/2.6	42	30	38	32
Jones	14	6/17	.353	3/4	.750	15/1.1	21/1.5	3	13	1	7
Matthews	33	70/198	.354	44/76	.579	193/5.8	131/4.0	33	74	35	42
Rock	25	31/80	.388	14/23	.609	76/3.0	60/2.4	10	24	9	51
Moss	34	48/111	.432	12/20	.600	108/3.2	71/2.1	12	21	12	36
Hawkins	20	15/55	.273	6/14	.429	36/1.8	31/1.6	1	17	4	19
Turnbull	11	6/11	.545	6/12	.500	18/1.6	8/0.7	2	4	1	9
Williams	3	2/9	.222	2/4	.500	6/2.0	8/2.7	2	4	3	5
Norris	34	53/122	.434	49/82	.598	155/4.6	108/3.2	11	40	22	78
Nash	34	104/209	.498	50/85	.588	258/7.6	191/5.6	9	41	36	90
<b>Totals</b>	<b>34</b>	<b>873/2195</b>	<b>.398</b>	<b>509/782</b>	<b>.651</b>	<b>2397/70.5</b>	<b>1390/40.9</b>	<b>457</b>	<b>647</b>	<b>525</b>	<b>732</b>

## 2004-2005 Men's Basketball Team Statistics GCAC Standings

### FINAL REGULAR SEASON STANDINGS Men's Basketball

Team	Conference Games			Overall Record		
	W	L	PCT	W	L	PCT
<b>Mobile</b>	<b>16</b>	<b>2</b>	<b>.889</b>	<b>30</b>	<b>6</b>	<b>.833</b>
<b>LSU-S</b>	<b>16</b>	<b>2</b>	<b>.889</b>	<b>27</b>	<b>9</b>	<b>.750</b>
<b>Xavier</b>	<b>13</b>	<b>5</b>	<b>.722</b>	<b>24</b>	<b>10</b>	<b>.706</b>
<b>SUNO</b>	<b>12</b>	<b>6</b>	<b>.667</b>	<b>17</b>	<b>9</b>	<b>.654</b>
<b>Dillard</b>	<b>8</b>	<b>10</b>	<b>.444</b>	<b>15</b>	<b>14</b>	<b>.517</b>
<b>William Carey</b>	<b>7</b>	<b>11</b>	<b>.389</b>	<b>11</b>	<b>22</b>	<b>.333</b>
<b>Belhaven</b>	<b>6</b>	<b>12</b>	<b>.333</b>	<b>12</b>	<b>16</b>	<b>.429</b>
<b>Tougaloo</b>	<b>5</b>	<b>13</b>	<b>.278</b>	<b>12</b>	<b>20</b>	<b>.375</b>
<b>Loyola</b>	<b>4</b>	<b>14</b>	<b>.222</b>	<b>11</b>	<b>20</b>	<b>.355</b>
<b>Spring Hill</b>	<b>3</b>	<b>15</b>	<b>.167</b>	<b>9</b>	<b>24</b>	<b>.273</b>

#### TEAM SCORING OFFENSE

SCHOOL	W-L	G	POINTS	AVG
LSU-S	27-9	36	3070	85.28
Mobile	30-6	36	2997	83.25
Xavier	24-10	34	2596	76.35
SUNO	17-9	26	1954	75.15
Belhaven	12-16	28	2083	74.39
Dillard	15-14	29	2081	71.76
Tougaloo	12-20	32	2161	67.53
Wm. Carey	11-22	33	2182	66.12
Spring Hill	9-24	33	2161	65.49
Loyola	11-20	31	1925	62.10

#### TEAM SCORING DEFENSE

SCHOOL	W-L	G	POINTS	AVG
Loyola	11-20	31	1969	63.52
Mobile	30-6	36	2366	65.72
SUNO	17-9	26	1722	66.23
Tougaloo	12-20	32	2216	69.25
Xavier	24-10	34	2374	69.82
Spring Hill	9-24	33	2319	70.27
Dillard	15-14	29	2051	70.72
Wm. Carey	11-22	33	2396	72.61
Belhaven	12-16	28	2050	73.21
LSU-S	27-9	36	2891	80.31

#### TEAM SCORING MARGIN

SCHOOL	W-L	G	OWN POINTS	OPP POINTS	+/-
Mobile	30-6	36	83.25	65.72	17.53
SUNO	17-9	26	75.15	66.23	8.92
Xavier	24-10	34	76.35	69.82	6.53
LSU-S	27-9	36	85.28	80.31	4.97
Belhaven	12-16	28	74.39	73.21	1.18
Dillard	15-14	29	71.76	70.73	1.03
Loyola	11-20	31	62.10	63.52	-1.42
Tougaloo	12-20	32	67.53	69.25	-1.72
Spring Hill	9-24	33	65.49	70.27	-4.79
Wm. Carey	11-22	33	66.12	72.61	-6.49

#### TEAM REBOUNDING MARGIN

SCHOOL	G	OWN REB.	OPP REB.	+/-
Mobile	36	38.22	29.08	9.14
SUNO	26	37.54	31.31	6.23
Loyola	31	32.26	31.19	1.07
Belhaven	28	34.64	34.07	.57
LSU-S	36	41.72	41.64	.08
Xavier	34	33.35	34.47	-1.12
Dillard	29	34.14	35.28	-1.14
Wm. Carey	33	35.91	37.94	-2.03
Tougaloo	32	31.50	33.66	-2.16
Spring Hill	33	32.58	35.55	-2.97

#### TEAM FIELD GOAL PCT - OFFENSE

SCHOOL	G	FGM	FGA	PCT.
Mobile	36	1096	2207	.497
Belhaven	28	775	1652	.469
SUNO	26	659	1435	.459
Loyola	31	668	1475	.453
Spring Hill	33	756	1672	.452
Dillard	29	752	1678	.448
Tougaloo	32	812	1824	.445
Xavier	34	914	2067	.442
Wm. Carey	33	799	1867	.428
LSU-S	36	1006	2403	.419

#### TEAM FIELD GOAL PCT - DEFENSE

SCHOOL	G	FGM	FGA	PCT.
SUNO	26	610	1472	.414
Loyola	31	703	1692	.415
Spring Hill	33	787	1847	.426
Dillard	29	700	1623	.431
Mobile	36	803	1856	.433
Wm. Carey	33	843	1936	.435

LSU-S	36	1033	2350	.440
Belhaven	28	683	1515	.451
Xavier	34	847	1825	.464
Tougaloo	32	798	1666	.479

#### TEAM 3-POINT FIELD GOAL PERCENTAGE - OFFENSE

SCHOOL	G	3PM	3PA	PCT.
Loyola	31	178	481	.370
Spring Hill	33	180	495	.364
Dillard	29	163	459	.355
Xavier	34	200	574	.348
LSU-S	36	326	939	.347
Belhaven	28	170	510	.333
Mobile	36	243	729	.333
Wm. Carey	33	205	640	.320
Tougaloo	32	161	537	.300

#### TEAM 3-POINT FIELD GOAL PERCENTAGE - DEFENSE

SCHOOL	G	3PM	3PA	PCT.
Dillard	29	169	537	.315
Mobile	36	175	546	.321
Spring Hill	33	219	670	.327
SUNO	26	112	340	.329
Loyola	31	190	572	.332
LSU-S	36	272	789	.345
Xavier	34	201	572	.351
Wm. Carey	33	210	597	.352
Tougaloo	32	154	425	.362
Belhaven	28	209	569	.367

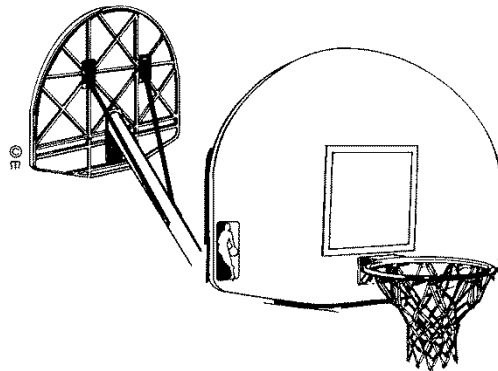
#### TEAM FREE THROW PERCENTAGE

SCHOOL	G	FTM	FTA	PCT.
Loyola	31	411	561	.733
SUNO	26	511	700	.730
LSU-S	36	732	1046	.700
Belhaven	28	363	540	.672
Xavier	34	568	849	.669
Spring Hill	33	469	718	.653
Mobile	36	562	875	.642
Dillard	29	414	647	.640
Tougaloo	32	376	630	.597
Wm. Carey	33	379	661	.573

## 2004-2005 Men's Basketball Individual Statistics GCAC Standings

### INDIVIDUAL SCORING LEADERS

Name	School	Year	G	FGM	3PM	FTM	Points	Pts/G
Payne, Fredericko	LSU-S		35	271	138	196	876	25.03
Clark, Lamar	SUNO	SR	26	166	21	112	465	17.89
Rogers, Derrick	LSU-S	SR	36	211	80	111	613	17.03
Ott, Alfredo	Dillard		29	167	55	101	490	16.90
Dorsey, Renaldo	Wm. Carey	JR	33	194	2	139	529	16.03
Perry, Tramaine	Mobile	SR	36	217	55	80	569	15.81
Green, Krisner	Spring Hill	JR	33	167	61	105	500	15.15
Ferreira, Roberto	SUNO	SR	26	118	36	102	374	14.39
Green, Tomothy	Xavier		34	187	0	93	467	13.74
Holder, Dennis	Tougaloo	SR	30	171	4	59	405	13.50
Bastian, Dewayne	Dillard		29	160	0	70	390	13.45
Williams, Keydrick	Dillard		29	138	16	89	381	13.14
Covington, Cash	Spring Hill	FR	27	118	56	60	352	13.04
Collins, Justin	LSU-S	SR	36	128	52	155	463	12.86
Tyson, Zach	Loyola		31	147	28	60	382	12.32
Leonard, Jason	Xavier		34	142	21	100	405	11.91
Lewis, Gimel	Mobile	SR	36	153	0	121	427	11.86
Harper, Jonathan	Xavier		34	136	6	121	399	11.74
Feagin, Gabe	Mobile		36	140	27	106	413	11.47
Barnes, Anthony	Wm. Carey	SR	32	135	26	66	362	11.31



### INDIVIDUAL REBOUNDING LEADERS

Name	School	Yr.	G	Rebounds	Avg/G
Hill, Derrick	LSU-S	SR	33	332	10.06
Ferreira, Roberto	SUNO	SR	26	234	9.00
Dorsey, Renaldo	William Carey	JR	33	257	7.79
Williams, Keydrick	Dillard		29	209	7.21
Lewis, Gimel	Mobile	SR	36	255	7.08
Tyson, Zach	Loyola		31	210	6.77
Green, Timothy	Xavier		34	230	6.77
Holder, Dennis	Tougaloo	SR	30	193	6.43
Sowell, Derrick	LSU-S	JR	36	225	6.25
Bell, Rudy	Wm. Carey	SR	33	203	6.15
Santos, Lucas	SUNO	SR	26	155	5.96
Perry, Tramaine	Mobile	SR	36	211	5.86
Clark, Lamar	SUNO	SR	26	147	5.65
Harper, Jonathan	Xavier		34	188	5.53
Bastian, Dewayne	Dillard		29	155	5.35
Branwell, Mauricio	SUNO	JR	21	109	5.19
Baldwin, Chris	Spring Hill	JR	32	165	5.16
Bryant, James	Belhaven	JR	27	138	5.11
Rogers, Derrick	LSU-S	SR	36	182	5.06
Ott, Alfredo	Dillard		29	141	4.86

### INDIVIDUAL FIELD GOAL PERCENTAGE LEADERS

Name	School	Yr.	G	FGM	FGA	Pct.
Holder, Dennis	Tougaloo	SR	30	171	300	.570
Green, Timothy	Xavier		34	187	350	.534
Dorsey, Renaldo	Wm. Carey	JR	33	194	370	.524
Bastian, Dewayne	Dillard		29	160	307	.521
Clark, Lamar	SUNO	SR	26	166	322	.516
Perry, Tramaine	Mobile	SR	36	217	472	.460
Rogers, Derrick	LSU-S	SR	36	211	478	.441
Green, Krisner	Spring Hill	JR	33	167	393	.425
Ott, Alfredo	Dillard		29	167	405	.412
Payne, Fredericko	LSU-S		35	271	696	.389

### INDIVIDUAL 3-POINT FIELD GOAL PERCENTAGE


Name	School	Yr.	G	3PM	3PA	Pct.
Covington, Cash	Spring Hill	FR	27	56	123	.455
Green, Krisner	Spring Hill	JR	33	61	155	.394
Rogers, Derrick	LSU-S	SR	36	80	207	.386
Brimmer, Chevis	Xavier		30	48	129	.372
Arceneaux, Kirt	Belhaven	SR	27	49	133	.368
Schmidt, Daniel	Loyola		29	61	167	.365
Burgess, Larry	Mobile	SR	32	52	144	.361
Stewart, Mark	Xavier		33	58	161	.360
Ott, Alfredo	Dillard		29	55	159	.346
Payne, Fredericko	LSU-S		35	138	403	.342
Willis, J. R.	Wm. Carey	SR	33	62	189	.328
Perry, Tramaine	Mobile	SR	36	55	183	.301

### INDIVIDUAL FREE THROW PERCENTAGE

Name	School	Yr.	G	FTM	FTA	Pct.
Bunn, James	Loyola		30	99	118	.839
Hughes, Fredrick	LSU-S		33	86	103	.835
Green, Krisner	Spring Hill	JR	33	105	126	.833
Collins, Justin	LSU-S	SR	36	155	196	.791
Clark, Lamar	SUNO	SR	26	112	142	.789
Payne, Fredericko	LSU-S		35	196	256	.766
Rogers, Derrick	LSU-S	SR	36	111	146	.760
Ferreira, Roberto	SUNO	SR	26	102	135	.756
Harper, Jonathan	Xavier		34	121	167	.725
Ott, Alfredo	Dillard		29	101	140	.721
Lewis, Gimel	Mobile	SR	36	121	168	.720
Bryant, James	Belhaven	JR	27	76	106	.717
Williams, Keydrick	Dillard		29	89	127	.701
Leonard, Jason	Xavier		34	100	147	.680
Dorsey, Renaldo	Wm. Carey	JR	33	139	207	.671
Feagin, Gabe	Mobile		36	106	161	.658
Green, Timothy	Xavier		34	93	168	.554

### INDIVIDUAL ASSIST LEADERS

Name	School	Yr.	G	Assists	Avg/G
Feagin, Gabe	Mobile		36	178	4.94
Lowe, Marquis	Tougaloo	SR	32	155	4.84
Collins, Justin	LSU-S	SR	36	136	3.78
Schmidt, Daniel	Loyola		29	102	3.52
Dumas, Shaun	Xavier		34	114	3.35
James, Danuel	Belhaven	SR	28	85	3.04
Bell, Rudy	Wm. Carey	SR	33	99	3.00
Coleman, David	Spring Hill	FR	27	79	2.93
Brimmer, Chevis	Xavier		30	85	2.83
Varnado, Michael	Xavier		34	95	2.79
Ott, Alfredo	Dillard		29	80	2.76
Evans, Tremechie	Belhaven	SR	27	74	2.74
Hughes, Fredrick	LSU-S		33	87	2.64
Jones, Everett	Dillard		29	76	2.62
Bunn, James	Loyola		30	73	2.43
Barnes, Anthony	Wm. Carey	SR	32	71	2.22
Ferreira, Roberto	SUNO	SR	26	56	2.15
Rogers, Derrick	LSU-S	SR	36	74	2.06
Payne, Fredericko	LSU-S		35	70	2.00
Perry, Tramaine	Mobile	SR	36	72	2.00





### GCAC Men's Basketball Season Records

Team Scoring, Seas. Avg., Off. ....	Wm. Carey, 1989-90, 94.7
Team Scoring, Seas. Avg., Def. ....	Spring Hill, 2001-02, 52.1
Team Scoring, Seas. Avg., Margin .....	Xavier, 2000-01, 19.00
Team FGM, Seas. ....	Sp. Hill, 1987-88, 1244
Team FG Pct., Seas. ....	Sp. Hill, 1987-88, .56 (1244/2221)
Team FTM, Seas. ....	Wm. Carey, 1988-89, 709
Team FT Pct., Seas. ....	W.C., 1982-83 .757 (433/572)
Team Reb., Seas. Avg., Off. ....	Wm. Carey, 1989-90, 48.9
Team Reb., Seas. Avg. Def. ....	Dillard, 1986-87, 41.5
.....	Wm. Carey, 1994-96, 41.5
Team Reb. Seas. Avg., Margin .....	Dillard, 2001-02, +12.61
Team Three Point FG, Total Seas. ....	Wm. Carey, 1994-95, 315
Team Three Point FG, Seas. Pct. ....	SUNO, 1987-88, .435 (85-195)
Most Wins, Team, Seas. ....	Mobile, 1993-94, 32
Individual Scoring, Seas., Total Pts .....	Gray, Wm. Carey, 1985-86, 773
Individual Scoring, Seas., Game Avg. ....	Jones, Dillard, 1988-89, 26.0
FG Shooting, Total Made, Seas. ....	Jones, Dillard, 1988-89, 297
FG Shooting, Seas., Pct. ....	Gullet, Xavier, 1981-82, 67 (118/174)
FT Shooting, Total Made, Seas. ....	Woody, Wm. Carey, 1984-85, 189
.....	Gray, Wm. Carey, 1985-86., 189
FT Shooting, Seas. Pct. ....	Ford,W. C.,1997-1998, .889 (144-162)
Individual Reb., Seas., Total .....	Lance Lonke, Dillard, 2001-02, 427
Individual Reb., Seas., Game Avg. ....	Lance Lonke, Dillard, 2001-02, 15.8
Assists. Total, Seas. ....	Nelson, Spring Hill, 1987-88, 279
Assists, Seas., Game Avg. ....	Nelson, Spring Hill, 1987-88. 6.9
Three Point FG, Seas. Total .....	Dexter Pugh, WC, 1996-97, 125
Three Point FG, Seas. Pct. ....	Clemons, Mobile, 1993-4, .537 (22-41)
Team Record, Best Pct. ....	Mobile, 1993-94, .941 (32-2)

### GCAC Men's Basketball Game Records

#### Individual

Most Points Scored .....	48 - Chad Barnes, Loyola vs Wm. Carey, 1/18/2003
Most FGA .....	31 - Juan Mercier, Xavier vs Belhaven, 2/14/1987
Most FGM .....	17 - Eugene Johnson, Wm. Carey, 2/12/1982
.....	17 - Chad Barnes, Loyola vs Wm. Carey, 1/18/2003
Most FTA .....	21 - Juan Mericer, Xavier vs La Col., 1/19/1987
Most FTM .....	17 - Tony Woody, Wm. Carey vs Dillard, 1/14/1985
Most 3 pt. FGA .....	17 - Barry Johnson, Dillard vs Tougaloo, 1/21/1989
Most 3 pt. FGM .....	11 - Chad Barnes, Loyola vs Wm. Carey, 1/18/2003
Most Rebounds .....	22 - Zac Cooper, Wm. Carey vs Sp. Hill, 2/12/1983
Most Assists .....	19 - Derrick Collins, Xavier vs Sp. Hill, 2/3/1986
Most Steals .....	8 - Leslie McClinton, Wm Carey vs Sp. Hill, 1/29/1990
.....	8 - Dennis Powell, UM vs Xavier, 1/21/1993
Most Blocked Shots .....	9 - John Laird, W.C. vs Tougaloo 2/2/1999

#### Team Single Game

Most Points Scored .....	132 - Wm. Carey vs SUNO, 2/23/1989
.....	132 - Belhaven vs SUNO, 2/16/1991
Fewest Points Scored .....	30 - Belhaven vs Spring Hill, 1/9/2003
Most FGA .....	94 - Wm. Carey vs Spring Hill, 2/27/1984
Most FGM .....	49 - Wm. Carey vs Xavier, 2/17/1990
Most FTA .....	56 - Spring Hill vs Dillard, 3/7/1997
Most FTM .....	41 - Spring Hill vs Dillard, 3/7/1997
Most 3 Pt. FGA .....	36 - Wm. Carey vs Tougaloo, 2/6/1995
Most 3 PT. FGM .....	21 - Loyola vs Wm. Carey, 1/18/2003
Most Rebounds .....	69 - Wm. Carey vs Xavier, 2/17/1990
Most Assists .....	38 - Wm. Carey vs SUNO, 2/23/1989
Most Pts, Losing Game .....	123 - SUNO vs Belhaven, 2/16/1991
Fewest Pts Winning Game .....	50 - Spring Hill vs Belhaven, 1/9/2003
Most Pts, Both Teams .....	255 - Belhaven vs SUNO, 2/16/1991
Fewest Pts, Both Teams .....	80 - Spring Hill vs Belhaven, 1/9/2003
Highest Field Goal % .....	73.6 - Dillard vs Wm. Carey, 2/15/2001
Lowest Field Goal % .....	24.5 - Belhaven vs Spring Hill, 1/9/ 2003
Highest FG % Both Teams .....	64.0 - Wm. Carey vs Tougaloo, 3/3/1995
Lowest FG % Both Teams .....	33.3 - Wm. Carey vs Mobile, 1/18/1994





## 2004-2005 GCAC Men's Basketball All-Conference Team


<u>Name</u>	<u>School</u>
Lamar Clark	SUNO
Justin Collins	LSUS
Renaldo Dorsey	William Carey
Gabriel Feagin	Mobile
Roberto Ferriera	SUNO
Timothy Green	Xavier
Jonathan Harper	Xavier
Derrick Hill	LSUS
Gimel Lewis	Mobile
Alfredo Ott	Dillard
Fredericko Payne	LSUS
Tramaine Perry	Mobile
Derrick Rogers	LSUS
Chris Smith	Belhaven
Zach Tyson	Loyola

**Player of the Year:** Fredericko Payne - LSUS

**Newcomer of the Year:** Derrick Hill – LSUS

**Freshman of the Year:** Shaun Dumas - Xavier

**Coach of the Year:** Chad McDowell – LSUS



## 2004-2005 GCAC Women's Basketball All-Conference Team

<u>Name</u>	<u>School</u>
Marjorie Bilinski	Loyola
Joelle Bordelon	Loyola
Velicity Burkhalter	SUNO
Jarryn Cleaves	Xavier
Crystal Coston	Mobile
Tamekia Foley	Belhaven
Dani Holland	Loyola
Erica McElroy	Tougaloo
Kirstie McKinley	William Carey
Stacey Northern	SUNO
Ebony Owens	Dillard
Maria Rodriguez	Spring Hill
Kinga Rybarczyk	Mobile
Kiely Schork	Loyola
Renalda Stafford	LSUS
Courtney Williams	Xavier

**Player of the Year:** Crystal Coston – Mobile

**Newcomer of the Year:** Velicity Burkhalter – SUNO  
Nicole Thomas – Spring Hill

**Freshman of the Year:** Kojavona Hamilton – Xavier

**Coach of the Year:** Martha Gore-Algernon – Mobile



## 2004-2005 Women's Basketball Team Statistics GCAC Standings

### FINAL REGULAR SEASON STANDINGS Women's Basketball

Team	Conference Games			Overall Record		
	W	L	PCT	W	L	PCT
Xavier	15	3	.833	29	5	.853
Mobile	14	4	.778	25	9	.735
Loyola	11	7	.611	21	14	.600
Dillard	10	8	.556	19	10	.655
SUNO	10	8	.556	14	9	.609
Spring Hill	10	8	.556	19	13	.594
LSUS	6	12	.333	13	20	.394
Belhaven	5	13	.278	11	20	.355
William Carey	5	13	.278	9	20	.310
Tougaloo	4	14	.222	9	20	.310

#### TEAM SCORING OFFENSE

SCHOOL	W-L	G	POINTS	AVG
Mobile	25-9	34	2484	73.06
Xavier	29-5	34	2397	70.50
Loyola	21-14	35	2404	68.69
Dillard	19-10	29	1931	66.59
SUNO	14-9	23	1520	66.09
Belhaven	11-20	31	1964	63.36
William Carey	9-20	29	1800	62.07
LSU-S	13-20	33	2046	62.00
Spring Hill	19-13	32	1957	61.16
Tougaloo	9-20	29	1755	60.52

#### TEAM SCORING DEFENSE

SCHOOL	W-L	G	POINTS	AVG
Spring Hill	19-13	32	1836	57.38
Xavier	29-5	34	1995	58.68
SUNO	14-9	23	1367	59.44
Loyola	21-14	35	2203	62.94
Dillard	19-10	29	1842	63.52
LSU-S	13-20	33	2100	63.64
Tougaloo	9-20	29	2001	69.00
William Carey	9-20	29	2013	69.41
Mobile	25-9	34	2370	69.71
Belhaven	11-20	31	2172	70.07

#### TEAM SCORING MARGIN

SCHOOL	W-L	G	OWN POINTS	OPP POINTS	+/-
Xavier	29-5	34	70.50	58.68	11.82
SUNO	14-9	23	66.09	59.44	6.65
Loyola	21-14	35	68.69	62.94	5.74
Spring Hill	19-13	32	61.16	57.38	3.78
Mobile	25-9	34	73.06	69.71	3.35
Dillard	19-10	29	66.59	63.52	3.07
LSU-S	13-20	33	62.00	63.64	-1.64
Belhaven	11-20	31	63.36	70.07	-6.71
William Carey	9-20	29	62.07	69.41	-7.35
Tougaloo	9-20	29	60.52	69.00	-8.48

#### TEAM REBOUNDING MARGIN

SCHOOL	G	OWN REB.	OPP REB.	+/-
Mobile	34	40.62	32.44	8.18
Xavier	34	40.88	35.59	5.29
Dillard	29	38.86	33.69	5.17
William Carey	29	39.07	38.79	0.28
Tougaloo	29	35.86	36.76	-0.90
Spring Hill	32	37.66	39.59	-1.94
LSU-S	33	35.12	37.76	-2.64
Belhaven	31	36.87	40.94	-4.07
Loyola	35	33.91	39.60	-5.69
SUNO	23	32.04	40.83	-8.78

#### TEAM FIELD GOAL PCT OFFENSE

SCHOOL	G	FGM	FGA	PCT.
Mobile	34	922	1949	.473
Dillard	29	724	1681	.431
Loyola	35	888	2184	.407
SUNO	23	523	1290	.405
Tougaloo	29	666	1650	.404
LSU-S	33	729	1826	.399
Xavier	34	873	2195	.398
Belhaven	31	729	1863	.391
Spring Hill	32	687	1793	.383
William Carey	29	631	1716	.368

#### TEAM FIELD GOAL PCT DEFENSE

SCHOOL	G	FGM	FGA	PCT.
Spring Hill	32	659	1805	.365
SUNO	23	539	1409	.383
Dillard	29	641	1672	.383
Xavier	34	673	1724	.390
LSU-S	33	734	1857	.395
Mobile	34	897	2173	.413
Tougaloo	29	746	1767	.422
Wm. Carey	29	704	1664	.423
Loyola	35	827	1939	.427
Belhaven	31	795	1826	.435

#### TEAM 3-POINT FIELD GOAL

PERCENTAGE OFFENSE				
SCHOOL	G	3PM	3PA	PCT.
Loyola	35	271	866	.313
Mobile	34	116	372	.312
SUNO	23	99	321	.308
LSU-S	33	188	618	.304
Xavier	34	142	471	.301
Spring Hill	32	157	538	.292
Belhaven	31	113	397	.285
William Carey	29	172	612	.281
Tougaloo	29	50	193	.259
Dillard	29	37	166	.223

#### TEAM 3-POINT FIELD GOAL

PERCENTAGE DEFENSE				
SCHOOL	G	3PM	3PA	PCT.
SUNO	23	65	263	.247
Xavier	34	105	392	.268
Spring Hill	32	116	423	.274
Dillard	29	131	445	.294
Mobile	34	179	587	.305
Belhaven	31	138	451	.306
Loyola	35	171	543	.315
LSU-S	33	192	596	.322
William Carey	29	148	452	.327
Tougaloo	29	175	493	.355

#### TEAM FREE THROW PERCENTAGE


SCHOOL	G	FTM	FTA	PCT.
SUNO	23	375	521	.720
LSU-S	33	400	566	.707
Loyola	35	357	525	.680
Spring Hill	32	426	628	.678
Dillard	29	446	679	.657
Xavier	34	509	782	.651
Mobile	34	524	817	.641
William Carey	29	366	573	.639
Belhaven	31	393	624	.630
Tougaloo	29	373	623	.599



## 2004-2005 Women's Basketball Individual Statistics GCAC Standings

### INDIVIDUAL SCORING LEADERS

Name	School	Year	G	FGM	3PM	FTM	Points	Pts/G
Stacey Northern	SUNO	SR	23	176	3	147	502	21.83
Crystal Coston	Mobile	JR	34	236	0	186	658	19.35
Ebony Owens	Dillard		28	165	23	163	516	18.43
Tamekia Foley	Belhaven	SR	31	204	40	105	553	17.84
Kinda Rybarczyk	Mobile	JR	34	223	0	101	547	16.09
Renalda Stafford	LSUS		33	165	47	109	486	14.73
Marjorie Bilinski	Loyola		34	191	0	117	499	14.68
Kiely Schork	Loyola		35	166	145	27	504	14.40
Kristie McKinley	William Carey	SR	29	140	7	91	378	13.03
Erica McElroy	Tougaloo	FR	26	125	0	87	337	12.96
Dani Holland	Loyola		35	187	39	36	449	12.83
Maria Rodriguez	Spring Hill	SO	32	152	18	88	510	12.81
Barbara Dixon	Tougaloo	SR	25	120	1	78	319	12.76
Jarryn Cleaves	Xavier	SO	34	158	58	51	425	12.50
Pamela Wilson	SUNO	SR	23	94	54	45	287	12.48
Amanda McGill	Wm. Carey	JR	29	120	79	37	356	12.28
Belicity Burkhalter	SUNO	SR	23	92	42	53	279	12.13
Joelle Bordelon	Loyola		35	132	27	111	402	11.49
Ebonee Leverette	Belhaven	JR	31	134	0	53	321	10.36
Shatyne Hearn	SUNO	SO	23	78	0	81	237	10.30



### INDIVIDUAL REBOUNDING LEADERS

Name	School	Yr.	G	Rebounds	Avg.
Crystal Coston	Mobile	JR	34	379	11.15
Dani Holland	Loyola		35	312	8.91
Kinga Rybarczyk	Mobile	JR	34	298	8.77
Erica McElroy	Tougaloo	FR	26	205	7.89
Kristie McKinley	William Carey	SR	29	225	7.76
Stacey Northern	SUNO	SR	23	173	7.52
Shatyne Hearn	SUNO	SO	23	171	7.44
Barbara Dixon	Tougaloo	SR	25	178	7.12
Kendera Monette	LSU-S		31	220	7.10
Jansci Newsome	William Carey	JR	29	196	6.76
Erin Houy	Spring Hill	SR	32	201	6.28
Ebony Owens	Dillard		28	175	6.25
Marjorie Bilinski	Loyola		34	209	6.15
Sandra Nweke	Dillard		29	172	5.93
Nicole Jordan	Belhaven	JR	31	183	5.90
Ebonee Leverette	Belhaven	JR	31	181	5.84
Nicole Thomas	Spring Hill	SO	32	183	5.72
Shakita Dixon	SUNO	SR	20	113	5.65
Sheronda Nash	Xavier		34	191	5.62
Alexandria Cruse	Dillard		27	146	5.41

### INDIVIDUAL FIELD GOAL PERCENTAGE LEADERS

Name	School	Yr.	G	FGM	FGA	Pct.
Kinga Rybarczyk	Mobile	JR	34	223	359	.621
Crystal Coston	Mobile	JR	34	236	437	.540
Marjorie Bilinski	Loyola		34	191	356	.537
Ebony Owens	Dillard		28	165	352	.469
Stacey Northern	SUNO	SR	23	176	390	.451
Renalda Stafford	LSU-S		33	165	395	.418
Dani Holland	Loyola		35	187	459	.407
Tamekia Foley	Belhaven	SR	31	204	570	.358

### INDIVIDUAL THREE POINT FIELD GOAL PERCENTAGE

Name	School	Yr.	G	3PM	3PA	Pct.
Kiely Schork	Loyola		35	145	389	.373
Jarryn Cleaves	Xavier	SO	34	58	166	.349
Pamela Wilson	SUNO	SR	23	54	160	.338
Trish Phillips	LSU-S	JR	33	54	171	.316
Amanda McGill	William Carey	JR	29	79	251	.315
Velicity Burkhalter	SUNO	SR	23	42	144	.292

## INDIVIDUAL FREE THROW PERCENTAGE

Name	School	Yr.	G	FTM	FTA	Pct.
Stacey Northern	SUNO	SR	23	147	184	.799
Tamekia Foley	Belhaven	SR	31	105	133	.789
Renalda Stafford	LSU-S		33	109	141	.773
Ebony Owens	Dillard		28	163	215	.758
Kendera Monette	LSU-S		31	83	110	.755
Maria Rodriguez	Spring Hill	SO	32	88	123	.715
Joelle Bordelon	Loyola		35	111	156	.712
Kojavona Hamilton	Xavier	FR	34	95	135	.704
Marjorie Bilinski	Loyola		34	117	167	.701
Kristie McKinley	William Carey	SR	29	91	134	.679
Crystal Coston	Mobile	JR	34	186	277	.671
Shatyne Hearn	SUNO	SO	23	81	130	.623
Barbara Dixon	Tougaloo	SR	25	78	128	.609
Erica McElroy	Tougaloo	FR	26	87	147	.592
Kinga Rybarczyk	Mobile	JR	34	101	175	.577

## INDIVIDUAL ASSIST LEADERS

Name	School	Yr.	G	Assists	Avg.
Joelle Bordelon	Loyola		35	270	7.71
Pamela Wilson	SUNO	SR	23	110	4.78
Jessica Barber	Mobile	SR	26	101	3.89
Ebony Owens	Dillard		28	98	3.50
Maria Rodriguez	Spring Hill	SO	32	109	3.41
Amanda Barbee	Belhaven	FR	30	101	3.37
Shatyne Hearn	SUNO	SO	23	76	3.30
Dani Holland	Loyola		35	100	2.86
Katunia Levy	William Carey	SR	29	78	2.69
Renalda Stafford	LSU-S		33	88	2.67
Velicity Burkhalter	SUNO	SR	23	57	2.48
Diamond Hogg	LSU-S		33	74	2.24
Rakesia Gray	Belhaven	JR	29	62	2.14
Kojavona Hamilton	Xavier	FR	34	67	1.97
Jarryn Cleaves	Xavier	SO	34	66	1.94
Crystal Coston	Mobile	JR	34	66	1.94
Carla Robinson	Xavier	JR	34	64	1.88
Marcie McHugh	Spring Hill	JR	32	60	1.88
Kiely Schork	Loyola		35	63	1.80
Sandra Kostandinovic	Mobile	FR	34	61	1.79



## GCAC Women's Basketball Season Records

Team Scoring, Avg. Off. ....	SUNO, 1999-2000, 92.8
Team Scoring, Seas. Avg. Def. ....	Xavier, 2001-02, 53.1
Team Scoring, Seas. Avg. Margin ....	SUNO, 1999-2000, +25.12
Team FGM, Seas. ....	La. College, 1985-86, 1181
Team FG Pct., Seas. ....	Wm. Carey, 1986-87 .527 (895-1697)
Team FTM, Seas. ....	Mobile, 2001-2002, 580
Team FT Pct., Seas. ....	La. College, 1988-89, .762 (502/659)
Team Reb., Seas. Avg., Off. ....	Dillard, 1983-84, 45.4
Team Reb., Seas. Avg. Def. ....	Belhaven, 1982-83, 50.0
Team Reb., Seas. Avg. Margin ....	Dillard, 1983-84, +14.5
Team Three Point FG, Total Seas. ....	William Carey, 2002-03, 156
Team Three Point FG, Seas. Pct. ....	Belhaven, 1988-89, .449
Most Wins, Team, Seas. ....	La. College, 1985-86, 31
Individual Scoring, Seas., Total Points .....	Jones, TA., Wm. Carey, 1992-93, 923
Individual Scoring, Seas., Game Avg. ....	McCullon, Wm. Carey, 1986-87, 32.1
FG Shooting, Total Made, Seas. ....	Jones, Ta. Wm. Carey, 1992-93, 373
FG Shooting, Seas. Pct. ....	Beasley, W.C., 1982-83, .642 (217/338)
FT Shooting, Total Made, Seas. ....	Joseph, La. College, 1985-86, 192
FT Shooting, Seas. Pct. ....	Stuardi, Spring Hill, 1999-2000, .839 (120-143)
Individual Reb., Seas., Game Avg. ....	Franklin, Dillard, 1984-85, 17.2
Assists, Total, Seas. ....	Joseph, La. College, 1985-86, 283
Assists, Seas., Game Avg. ....	Young, Wm. Carey, 1986-87, 10.1
Three Point FG, Seas., Total .....	Johnson, La. College, 1987-88, 84
Three Point FG, Seas. Pct. ....	Barnes, Belhaven, 1988-89, .562 (54-56)
Team Record, Best Pct. ....	La. College, 1985-86, .912 (31-3)

# 2006 GCAC Basketball Schedule

## GCAC Women's Game Records

### Individual

Most Points Scored .....	50	- Demetria Lang, Xavier vs SUNO, 2/10/1987
Most Field Goals Attempted .....	30	- Demetria Lang, Xavier vs SUNO, 2/10/1987
Most Field Goals Made .....	22	- Demetria Lang, Xavier vs SUNO, 2/10/1987
Most Free Throws Attempted .....	20	- Tommie Beasley, W.C. vs Dillard, 2/13/1984
Most Free Throws Made .....	16	- Debbie Watts, LA Col. vs Mobile Col., 1/28/1989
Most Three Point FG Attempted .	13	- Debra Johnson, LA Col. vs Tougaloo, 2/ 22/1988
Most Three Point FG Made .....	10	- Staci Agee, Wm. Carey vs Mobile 2/21/1994
Most Rebounds .....	23	- Crystal Coston, Mobile vs Xavier, 2/13/2003
Most Assists .....	18	- Angel Young, Wm. Carey vs Tougaloo, 2/8/1993
Most Steals .....	12	- Wanda McDonald, Belhaven vs SUNO
Most Blocked Shots .....	9	- Colette Bartee, William Carey vs Belhaven, 2/24/2005

### Team Single Game

Most Points Scored .....	123	- SUNO vs Talladega, 12/16/1999
Fewest Points Scored .....	25	- Tougaloo vs Mobile, 1/18/2003
Most Field Goals Attempted .....	101	- Xavier vs Tougaloo, 2/1/1993
Most Field Goals Made .....	50	- Wm. Carey vs Tougaloo, 2/8/1993
Most Free Throws Made .....	36	- Wm. Carey vs Mobile, 1/9/2003
Most Three Point FG Attempted .	31	- Wm. Carey vs Mobile, 1/9/2003
Most Three Point FG Made .....	12	- Wm. Carey vs Mobile, 1/9/2003
Most Rebounds .....	74	- Xavier vs Tougaloo, 2/1/1993
Most Assists .....	39	- Wm. Carey vs Tougaloo, 2/8/1993
Most Points, Losing Game .....	98	- LA College vs SUNO, 2/13/1989
Fewest Points, Winning Game .....	44	- Dillard vs Belhaven, 1/25/2003
Most Points, Both Teams .....	206	- SUNO vs LA College, 2/13/1989
Fewest Points, Both Teams .....	79	- Dillard vs Belhaven, 1/25/2003
Highest Field Goal % .....	75.0	- Wm. Carey vs Dillard, 2/7/1987
Lowest Field Goal % .....	16%	- Tougaloo vs Mobile, 1/18/2003
Highest FG % Both Teams .....	60.0	- Wm. Carey vs Dillard, 2/7/1987
Lowest FG % Both Teams .....	30.2	- Wm. Carey vs Dillard 2/8/2003 (35-116)

### Thursday, January 5

Mobile @ SUNO  
Tougaloo @ LSU-S  
Loyola @ Belhaven  
Dillard @ Spring Hill  
Xavier @ Wm. Carey

### Saturday, January 7

Tougaloo @ SUNO  
Mobile @ Wm. Carey  
Spring Hill @ Xavier  
LSU-S @ Loyola  
Belhaven @ Dillard

### Monday, January 9

LSU-S @ Dillard  
Belhaven @ Xavier  
SUNO @ Wm. Carey  
Mobile @ Loyola

### Thursday, January 12

Dillard @ Mobile  
Xavier @ Tougaloo  
Wm. Carey @ Spring Hill  
SUNO @ Loyola  
Belhaven @ LSUS

### Saturday, January 14

Wm. Carey @ Loyola  
Tougaloo @ Dillard  
Spring Hill @ Belhaven  
SUNO @ LSUS

### Thursday, January 19

Xavier @ LSU-S  
Mobile @ Belhaven  
Wm. Carey @ Tougaloo  
Loyola @ Spring Hill

### Saturday, January 21

Dillard @ SUNO  
Belhaven @ Wm. Carey  
Loyola @ Xavier  
LSU-S @ Mobile  
Spring Hill @ Tougaloo

### Monday, January 23

LSU-S @ Spring Hill  
Tougaloo @ Mobile  
SUNO @ Xavier  
Dillard @ Loyola

### Thursday, January 26

Spring Hill @ SUNO  
Xavier @ Mobile  
Tougaloo @ Belhaven  
Dillard @ Wm. Carey

### Saturday, January 28

Xavier @ Dillard  
Mobile @ Spring Hill  
SUNO @ Belhaven  
Loyola @ Tougaloo  
Wm. Carey @ LSU-S

### Monday, January 30

LSU-S @ Tougaloo  
Loyola @ Wm. Carey  
Mobile @ Dillard  
Xavier @ SUNO

### Thursday, February 2

Wm. Carey @ Xavier  
Tougaloo @ Spring Hill  
Belhaven @ Mobile

### Saturday, February 4

Mobile @ LSU-S  
SUNO @ Dillard  
Xavier @ Loyola  
Belhaven @ Spring Hill  
Tougaloo @ Wm. Carey

### Monday, February 6

SUNO @ Tougaloo  
Spring Hill @ Loyola  
LSU-S @ Belhaven

### Thursday, February 9

LSU-S @ SUNO  
Xavier @ Belhaven  
Loyola @ Mobile  
Dillard @ Tougaloo

### Saturday, February 11

Wm. Carey @ Mobile  
LSU-S @ Xavier  
Belhaven @ Tougaloo  
Loyola @ SUNO  
Spring Hill @ Dillard

### Monday, February 13

Wm. Carey @ Dillard  
Mobile @ Xavier  
SUNO @ Spring Hill

### Thursday, February 16

Belhaven @ Loyola  
Xavier @ Spring Hill  
Wm. Carey @ SUNO  
Dillard @ LSU-S

### Saturday, February 18

Spring Hill @ LSU-S  
Mobile @ Tougaloo  
Wm. Carey @ Belhaven  
Dillard vs Xavier (at Arena)

### Monday, February 20

Loyola @ Dillard

### Thursday, February 23

Dillard @ Belhaven  
Tougaloo @ Xavier  
SUNO @ Mobile  
Spring Hill @ Wm. Carey  
Loyola @ LSU-S

### Saturday, February 25

Spring Hill @ Mobile  
Belhaven @ SUNO  
Tougaloo @ Loyola  
LSU-S @ Wm. Carey

**Tournament Dates:**

**Men's & Women's – March 1-4 (tentative)**



## 2005 Baseball Individual Statistics

### 2005 GCAC Baseball Standings

	Conference			Overall		
	W	L	Pct.	W	L	Pct
LSUS	22	8	.733	42	20	.677
Mobile	17	13	.567	39	25	.609
Belhaven	16	14	.533	35	24	.593
William Carey	16	14	.533	32	25	.561
Loyola	16	14	.533	25	31	.446
Spring Hill	3	27	.100	16	40	.286
Tougaloo	0	0	.000	0	11	.000

### 2005 Baseball Team Statistics

Team Batting	G	Avg	AB	R	H	2B	3B	HR	BB	SO	SB/ATT
LSUS	47	.343	1434	388	492	100	17	24	168	239	124-151
Mobile	53	.328	1513	371	497	85	11	12	171	191	123-154
Belhaven	51	.308	1528	297	470	89	8	33	163	220	70-94
Spring Hill	50	.298	1406	250	419	61	6	20	133	221	39-52
Loyola	50	.294	1551	281	456	87	7	16	176	280	45-56
William Carey	48	.289	1412	279	408	58	8	19	148	263	62-79

Team Pitching	G	ERA	W	L	Sv	IP	H	R	ER	BB	SO
Belhaven	51	4.31	30	21	7	388.33	404	233	186	151	309
William Carey	48	4.99	27	21	6	359.00	364	249	199	178	291
Spring Hill	50	5.37	15	35	5	345.00	460	304	206	109	186
Mobile	53	5.42	33	20	3	365.00	397	256	220	137	260
LSUS	47	5.58	36	12	9	354.67	398	264	220	179	252
Loyola	50	6.17	24	26	2	385.00	457	311	264	167	198

### INDIVIDUAL BATTING - .375 or higher (Min. 2.5 AB/Team game)

Player	Team	Runs	G	AB	H	2B	3B	HR	RBI	BB	HBP	AVG
Bissonnette	LSUS	53	47	164	72	10	2	0	44	23	5	.439
Magierowski	LSUS	14	21	64	26	7	1	1	12	7	2	.406
Maddox	LSUS	54	44	144	58	15	4	10	56	16	9	.403
Johnson	WCC	36	46	161	63	10	0	7	39	8	2	.391
Mace	LSUS	28	43	134	52	12	2	4	44	7	12	.388
Davila	Mobile	31	47	157	60	11	1	1	32	3	2	.382
Frye	LSUS	41	41	134	51	7	4	2	29	17	4	.381
Parker	Mobile	53	49	168	63	7	1	0	16	30	6	.375

### INDIVIDUAL PITCHING - <4.00 ERA (Min. 1.0 IP/Team game)

Player	Team	G	W-L	IP	H	R	ER	BB	SO	ERA
Johnson	Wm. Carey	11	5-1	52.33	44	18	12	13	34	2.06
Cunningham	LSUS	12	7-1	58.33	46	17	14	17	44	2.16
Hearn	Belhaven	14	6-5	90.67	68	28	22	27	78	2.18
Kowitz	LSUS	7	6-1	45.67	51	22	15	14	25	2.96
Badeaux	Mobile	14	10-3	85	72	34	31	32	72	3.28
McCaulley	Loyola	10	5-4	50.67	64	26	20	8	22	3.55
Keeton	Wm. Carey	12	4-4	75	74	38	30	30	59	3.60
Fultz	Belhaven	17	7-5	76.67	72	36	32	26	69	3.76

### PITCHING RECORDS - .800 or higher

Player	Team	IP	W	L	PCT
Cunningham	LSUS	58.33	7	1	.875
Jewell	LSUS	46.33	7	1	.875
Kowitz	LSUS	45.67	6	1	.857
Johnson	Wm. Carey	52.33	5	1	.833



2005 Baseball Individual Statistics (cont'd):

**STRIKEOUTS PER INNING -  
.80 or higher**

PLAYER	SCHOOL	IP	SO	AVG
Futz	BEL	76.67	69	.899
Larkin	BEL	57.67	510	.884
Badeaux	MOB	86.33	73	.845

**HITS - 55 and higher**

PLAYER	SCHOOL	HITS
Bissonnette	LSUS	72
Howard	Mobile	65
Johnson	William Carey	63
Parker	Mobile	63
Davila	Mobile	60
Owens	Belhaven	60
Veltri	Loyola	60
Breazeale	Belhaven	59

**RUNS SCORED - 45 and higher**

Maddox	LSUS	54
Bissonnette	LSUS	53
Parker	Mobile	53

**DOUBLES - 12 or higher**

Owens	Belhaven	17
Howard	Mobile	16
Maddox	LSUS	15
Kalina	Loyola	13
Breazeale	Belhaven	12
Mace	LSUS	12
Thomas	Mobile	12

**TRIPLES - 4 or higher**

PLAYER	SCHOOL	TRIPLES
Alexander	William Carey	5
Frye	LSUS	4
Maddox	LSUS	4

**HOME RUNS - 6 or higher**

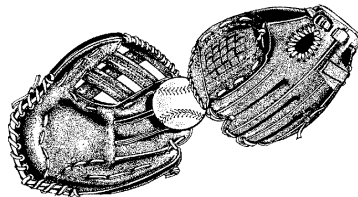
Breazeale	Belhaven	10
Maddox	LSUS	10
Owens	Belhaven	8
Johnson	William Carey	7
Howard	Mobile	6

**RUNS BATTED IN - 45 or higher**

Maddox	LSUS	56
Breazeale	Belhaven	54
Howard	Mobile	50
Owens	Belhaven	45

**STOLEN BASES - 20 or higher**

Parker	Mobile	50-58
Maddox	LSUS	25-26
Bissonnette	LSUS	22-26



**Belhaven College Baseball Statistics**

Player	Avg	G	AB	R	H	2B	3B	HR	RBI	BB	HBP	SO	SB
Smith, D.	1.000	3	1	0	1	0	0	0	0	1	1	0	0
Hudson	.667	3	3	1	2	0	0	0	0	0	0	1	0
Speed	.667	7	9	3	6	1	0	1	8	0	0	0	2
Vance	.500	21	12	11	6	2	0	0	5	0	0	2	1
Owens	.357	59	196	34	70	17	1	9	48	24	4	32	2
Smith, C.	.339	30	62	7	21	4	0	1	15	5	0	5	0
Breazeale	.338	59	207	36	70	14	1	12	65	19	2	17	4
Anderson	.325	50	40	23	13	4	0	1	5	2	1	10	6
Ewing	.305	57	151	13	46	6	1	2	35	8	7	16	3
Coley	.302	58	159	29	48	8	0	3	19	28	5	20	13
Wyrick	.295	47	149	23	44	8	1	4	25	21	3	42	4
Gilbert	.287	55	164	33	47	10	1	0	11	23	3	20	8
Brister	.280	58	186	43	52	9	0	1	18	28	6	19	12
King	.279	52	122	31	34	3	0	0	14	22	2	16	9
Rollins	.278	31	36	8	10	1	0	0	5	3	3	5	3
Robertson	.277	57	137	24	38	7	4	4	25	13	7	30	9
Parks	.273	9	11	6	3	0	0	0	0	1	1	2	1
Ingle	.261	42	111	4	29	7	0	1	11	5	4	19	2
Robinson	.091	30	11	10	1	0	0	0	1	0	1	3	3
Kirby	.077	11	13	2	1	0	0	0	1	1	1	4	0
Haygood	.000	3	0	0	0	0	0	0	0	0	0	0	0
Hartley	.000	7	0	0	0	0	0	0	0	0	0	0	0
Buescher	.000	9	0	0	0	0	0	0	0	0	0	0	0
Sund	.000	12	0	0	0	0	0	0	0	0	0	0	0
Haden	.000	5	0	0	0	0	0	0	0	0	0	0	0
Fultz	.000	20	0	0	0	0	0	0	0	0	0	0	0
White	.000	15	0	0	0	0	0	0	0	0	0	0	0
Braxton	.000	18	0	0	0	0	0	0	0	0	0	0	0
Hearn	.000	16	0	0	0	0	0	0	0	0	0	0	0
Norris	.000	16	0	0	0	0	0	0	0	0	0	0	0
Fults	.000	6	0	0	0	0	0	0	0	0	0	0	0
Lawrence	.000	2	0	0	0	0	0	0	0	0	0	0	0
Cox	.000	4	0	0	0	0	0	0	0	0	0	0	0
Totals	.304		1780	341	542	101	9	39	778	204	51	263	82

Player	FRA	W-L	GS	CG	IP	H	R	ER	BB	SO
Hearn	1.86	8-5	14	9	106.2	76	29	22	32	92
Haygood	3.00	1-0	0	0	3.0	4	2	1	2	2
Fultz	4.01	9-6	13	3	94.1	94	50	42	31	77
Braxton	4.02	4-2	9	4	71.2	75	40	32	35	64
Cox	4.15	2-0	0	0	8.2	11	5	4	3	2
Norris	4.88	3-2	0	0	24.0	31	18	13	3	13
Sund	5.22	2-1	7	1	39.2	47	33	23	16	25
White	5.26	4-7	14	5	75.1	89	55	44	24	60
Buescher	7.00	1-0	1	0	9.0	16	8	7	4	9
Hartley	7.88	0-0	1	0	8.0	12	8	7	9	5
Lawrence	9.00	0-1	0	0	3.0	0	3	3	2	2
Fults	10.13	1-0	0	0	8.0	14	10	9	4	7
Haden	13.50	0-0	0	0	2.0	6	6	3	2	1
Totals	4.17	35-24		22	453.1	475	267	210	167	359

## LSU-S Baseball Statistics

Player	Avg	G	AB	R	H	2B	3B	HR	RBI	BB	HBP	SO	SB
Bissonnette	.436	58	204	60	89	15	3	0	49	27	7	21	26
Thompson	.411	41	90	17	37	8	0	1	25	8	2	9	2
Maddox	.368	54	185	56	68	17	4	10	60	17	10	30	26
Frye	.355	52	169	47	60	10	4	2	33	21	5	30	20
Mace	.353	54	167	34	59	15	2	6	47	11	15	27	5
Magierowski	.348	55	187	30	65	13	1	2	32	9	4	14	17
Chabot	.308	43	91	10	28	3	0	1	17	9	3	19	2
Arnold	.304	30	23	14	7	3	1	0	8	4	1	3	3
Primeaux	.292	27	72	26	21	6	1	2	19	11	10	19	5
Cooksey	.288	47	111	27	32	7	0	0	25	14	6	24	5
Cook	.279	53	104	38	29	4	1	0	14	21	5	25	14
Cox, C.	.269	23	52	10	14	3	0	0	9	7	2	12	0
Cunningham	.262	43	65	25	17	2	1	1	6	6	5	10	8
Talley	.250	21	28	3	7	1	0	1	6	4	1	8	0
Moro	.245	48	102	30	25	7	1	1	17	11	6	10	13
Lavalee	.241	45	83	2	20	5	0	0	8	12	6	22	0
Ledet	.091	4	11	3	1	0	0	0	2	1	0	1	0
Porche	.091	16	22	1	2	0	0	0	0	3	1	6	0
Calhoun	.000	10	0	1	0	0	0	0	0	0	0	0	0
Kowatz	.000	17	0	0	0	0	0	0	0	0	0	0	0
Bignell	.000	2	0	0	0	0	0	0	0	0	0	0	0
Alexander	.000	17	0	0	0	0	0	0	0	0	0	0	0
Cox, A.	.000	9	0	0	0	0	0	0	0	0	0	0	0
Ezernack	.000	2	0	0	0	0	0	0	0	0	0	0	0
Jones	.000	8	0	0	0	0	0	0	0	0	0	0	0
Bignell	.000	10	0	0	0	0	0	0	0	0	0	0	0
Lewis	.000	17	0	0	0	0	0	0	0	0	0	0	0
Pinkston	.000	6	0	0	0	0	0	0	0	0	0	0	0
Roberts	.000	12	0	0	0	0	0	0	0	0	0	0	0
Thomas	.000	12	1	0	0	0	0	0	0	0	0	1	0
Jewell	.000	21	0	1	0	0	0	0	0	0	0	0	0
Totals	.329	58	1767	435	581	119	19	27	377	196	89	291	146

Player	ERA	W-L	QS	CG	IP	H	R	ER	BB	SO	BK	B/AVG	HBP
Moro	0.00	1-0	11	0	3.2	6	1	0	2	3	0	.375	0
Cunningham	2.45	8-1	9	6	73.1	63	24	20	23	53	2	.231	10
Kowatz	3.69	6-1	2	0	61.0	70	33	25	20	34	2	.288	3
Thomas	4.68	2-0	8	0	25.0	29	19	13	9	13	1	.299	5
Jewell	4.77	7-2	7	3	54.2	57	35	29	23	51	2	.268	1
Alexander	5.96	3-4	6	0	54.1	64	37	36	19	33	1	.302	9
Roberts	6.28	1-4	10	0	28.2	28	23	20	24	28	0	.252	5
Lewis	6.55	3-5	0	1	57.2	68	47	42	32	38	4	.285	9
Bignell	6.75	0-0	0	0	1.1	2	2	1	0	2	0	.400	1
Bignell	6.75	1-1	0	0	6.2	7	5	5	3	4	0	.259	4
Chabot	6.86	4-0	0	0	19.2	25	21	15	14	15	0	.301	2
Calhoun	7.11	3-0	2	0	19.0	28	20	15	13	16	0	.341	1
Jones	9.53	0-1	1	0	11.1	16	18	12	10	3	0	.314	3
Cox	10.13	1-0	3	0	16.0	15	18	18	14	13	0	.254	9
Pinkston	14.73	0-0	0	0	7.1	9	12	12	7	6	0	.346	2
Ezernack	15.43	0-0	0	0	2.1	4	4	4	4	0	0	.500	2
Totals	5.44	40-19		10	442.0	491	319	267	217	312	12	.281	66

## Loyola University Baseball Statistics

Player	Avg	G	AB	R	H	2B	3B	HR	RBI	BB	HBP	SO	SB	PO	A	E
Mason	.335	52	179	31	60	8	1	3	29	12	3	23	3	39	109	17
Rodrigue	.333	43	114	9	38	6	0	3	28	16	5	39	0	147	29	11
Lauricella	.313	52	176	33	55	10	0	3	28	15	12	29	2	320	10	3
Rodriguez	.305	56	187	36	57	11	0	1	24	12	3	20	4	68	165	17
Kalina	.305	55	187	31	57	15	3	0	36	26	6	21	0	102	131	14
Veltri	.303	56	211	44	64	10	2	1	32	20	6	32	19	153	8	0
Fury	.281	45	114	19	32	4	0	0	10	13	10	19	5	91	3	5
Sudyka	.264	38	125	20	33	7	1	1	12	16	2	25	5	46	3	2
Jaynes	.257	44	148	21	38	11	2	4	37	15	3	47	0	183	11	8
Franatovich	1.000	2	1	0	1	0	0	0	2	0	0	0	0	1	3	4
Musch	1.000	1	1	0	1	0	0	0	0	0	0	0	0	2	2	2
McCaulley	.364	24	66	14	24	3	0	2	9	10	0	7	3	20	18	0
Vila	.346	40	78	13	27	4	0	0	12	22	2	12	1	15	12	3
Greiner	.308	28	39	13	12	4	0	0	6	1	3	10	1	20	2	1
Miller	.210	43	81	22	17	3	0	1	6	4	3	17	7	75	13	1
Hubbell	.158	17	19	4	3	1	0	0	1	7	0	10	0	1	0	0
Pittman	.065	16	31	4	2	0	0	0	3	6	0	10	0	3	0	0
Torres	.000	1	1	0	0	0	0	0	0	0	0	0	0	0	0	0
Pippenger	.000	1	1	0	0	0	0	0	0	0	0	0	0	3	9	0
Sullivan	.000	3	1	0	0	0	0	0	0	0	0	1	0	1	3	2
Alvarez	.000	10	0	3	0	0	0	0	0	0	0	0	0	1	6	0
Neill	.000	1	0	0	0	0	0	0	0	0	1	0	0	1	4	0
Bauer	.000	1	0	0	0	0	0	0	0	1	0	0	0	0	4	0
Totals	.296	56	1760	317	521	97	9	19	275	196	59	322	50	1299	568	98

Player	ERA	W-L	APP	GS	CG	IP	H	R	ER	BB	SO	BK	B/AVG	HBP
Pippenger	5.49	6-4	15	15	5	83.2	98	56	51	25	30	1	.288	7
Gonzalez	2.16	1-0	8	0	0	16.2	12	4	4	3	12	0	.197	1
Neill	3.06	4-2	13	1	0	32.1	25	16	11	13	15	0	.214	6
McCaulley	3.55	5-4	10	9	2	50.2	64	26	20	8	22	1	.311	4
Cadella	4.50	0-0	8	1	0	16.0	20	15	8	3	3	0	.286	1
Torres	4.91	0-0	4	0	0	3	4	2	2	3	3	0	.286	1
Balsamo	5.61	3-2	11	7	2	43.1	40	34	27	28	26	1	.252	7
Alvarez	6.20	1-2	13	1	0	24.2	30	19	17	13	15	0	.313	3
Blakeman	6.57	1-3	14	9	0	49.1	55	43	36	39	29	0	.293	11
Pittman	6.75	0-0	8	0	0	10.2	13	11	8	8	10	0	.302	3
Franatovich	8.90	1-2	12	4	0	29.1	51	40	29	10	10	1	.370	4
Musch	9.15	0-3	6	5	0	20.2	17	24	21	17	20	2	.221	10
Sullivan	10.00	3-4	16	2	1	27.0	47	31	30	12	17	1	.382	4
Bauer	10.57	0-4	13	2	0	23.0	45	30	27	7	6	0	.437	3
Schmid	27.00	0-0	4	0	0	3.0	5	10	9	5	1	0	.357	1
Totals	6.22	25-30	56	56	10	434.0	526	361	300	194	219	7	.301	66

## University of Mobile Baseball Statistics

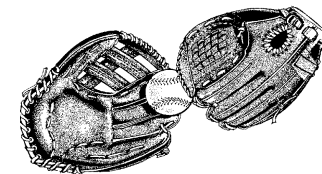
Player	Avg	G	AB	R	H	2B	3B	HR	RBI	BB	HBP	SO	SB	PO	A	E
Copeland	.500	2	2	0	1	1	0	0	3	0	0	0	0	2	22	1
Davilla	.367	57	199	37	73	16	1	1	39	7	3	16	21	65	172	19
Parker	.357	59	207	66	74	8	1	0	24	38	7	35	65	127	2	3
Thomas	.353	61	201	47	71	13	2	2	51	21	9	26	8	31	76	12
Howard	.353	62	218	51	77	18	1	7	58	29	2	21	6	323	28	6
Mosley	.335	50	155	32	52	6	2	1	33	17	6	10	18	89	93	9
Stringer	.333	14	15	7	5	1	0	0	3	2	1	4	0	20	3	2
Coniff	.333	5	6	2	2	0	0	0	1	0	1	0	0	0	0	0
McMillan	.315	53	165	32	52	9	2	2	37	11	6	26	5	89	4	6
Staniszewski	.308	10	26	7	8	1	0	0	4	9	0	6	2	62	1	4
Santana	.301	38	93	16	28	4	0	0	23	12	1	14	2	22	0	1
Banashak	.290	58	186	53	54	9	0	1	25	35	7	37	12	190	83	13
Watson	.278	21	36	8	10	2	0	2	7	4	6	9	0	11	0	1
Harper	.271	49	133	24	36	7	0	0	19	7	5	25	1	231	23	5
Rosen	.265	55	151	28	40	9	4	0	26	11	2	16	9	62	1	2
Jernigan	.236	26	55	9	13	3	0	0	3	10	1	9	2	12	1	0
Esfeller	.219	23	32	14	7	0	0	0	3	2	2	3	2	14	8	1
Perez	.200	6	5	2	1	0	0	0	1	2	0	3	1	9	0	0
Wiggins	.000	1	1	0	0	0	0	0	0	0	0	1	0	6	12	2
Lahey	.000	1	1	0	0	0	0	0	2	0	0	0	0	1	1	0
Frischhertz	.000	1	0	0	0	0	0	0	0	1	0	0	0	0	1	0
Kalb	.000	2	0	0	0	0	0	0	0	2	0	0	0	5	8	1
Badeaux	.000	1	0	0	0	0	0	0	0	0	0	0	0	3	22	4
Totals	.320	64	1887	449	604	107	13	16	362	220	59	261	154	1380	583	95

Player	ERA	W-L	APP	GS	CG	IP	H	R	ER	BB	SO	BK	B/AVG	HBP
Speese	0.00	0-0	1	0	0	1.0	0	0	0	0	2	0	.000	0
Esfeller	0.00	0-0	1	0	0	0.0	0	0	0	0	0	0	.000	0
McMillan	2.65	2-1	11	0	0	17.0	21	5	5	4	11	0	.309	0
Lahey	2.89	0-0	6	0	0	9.1	8	3	3	1	4	0	.242	1
Badeaux	3.97	10-5	19	17	5	111.0	99	56	49	50	94	2	.236	12
Copeland	4.12	7-2	29	0	0	54.2	55	31	25	15	23	0	.264	15
Howard	4.50	1-0	5	1	0	6.0	5	5	3	4	6	0	.208	0
Kelly	4.72	1-0	8	0	0	13.1	13	7	7	7	8	0	.255	0
Frischhertz	5.19	2-0	4	2	0	8.2	12	6	5	0	7	0	.308	2
Luker	5.65	3-4	17	9	1	57.1	68	48	36	24	42	2	.292	7
Wiggins	6.28	5-5	14	12	3	67.1	81	54	47	25	47	1	.297	5
Kalb	7.59	0-2	16	5	0	32.0	47	31	27	13	20	0	.338	8
Ragan	7.61	2-3	17	7	0	47.1	60	46	40	32	37	1	.311	14
Howard	8.49	4-3	10	9	1	35.0	52	39	33	12	20	0	.331	6
Totals	5.48	39-25	64	64	12	460.0	521	331	280	187	321	6	.283	70

## Spring Hill College Baseball Statistics

Player	Avg	G	AB	R	H	2B	3B	HR	RBI	BB	HBP	SO	SB	PO	A	E
Gilcrease	.500	3	2	0	1	0	0	0	1	0	0	0	0	2	12	4
Connelly	.444	10	9	3	4	1	0	0	2	0	0	3	0	7	7	1
Connors	.375	7	8	1	3	1	0	0	3	1	0	2	0	15	0	1
Walker	.352	33	91	15	32	5	0	4	24	9	4	15	1	158	6	3
Sims	.330	39	103	13	34	4	0	0	14	10	1	7	1	80	78	10
Coleman	.328	40	119	25	39	4	2	2	13	12	5	15	3	74	24	5
Lee	.318	45	151	25	48	9	1	3	23	8	6	12	1	89	0	0
Moberg	.313	47	131	16	41	5	0	1	15	16	1	22	0	77	15	7
Hathorn	.306	20	36	7	11	2	0	0	4	3	0	6	3	7	1	0
Rozelle	.297	51	165	40	49	6	0	3	16	21	6	28	7	65	8	2
Koen	.291	46	141	8	41	9	0	4	18	8	9	31	0	142	33	8
Allenbach	.289	53	152	19	44	7	0	1	22	20	0	23	2	110	113	16
Haupt	.262	35	61	14	16	3	0	0	4	2	3	17	9	43	0	2
Favre	.257	42	101	12	26	4	0	1	16	10	5	19	0	137	4	2
Outlaw	.242	48	128	13	31	1	0	0	19	13	3	25	6	65	106	22
Bohanon	.232	42	125	25	29	3	2	0	14	11	9	17	3	52	90	17
Padgett	.207	38	29	13	6	1	1	0	5	2	0	10	2	23	3	2
Nelson	.148	24	27	7	4	1	0	1	2	4	4	13	0	15	1	1
Cassidy	.000	6	3	1	0	0	0	0	0	1	0	0	0	8	0	0
Crooke	.000	1	1	0	0	0	0	0	0	0	0	0	0	3	10	4
Wiese	.000	1	0	0	0	0	0	0	0	0	0	0	1	0	0	0
Garcia	.000	1	0	0	0	0	0	0	0	0	0	0	0	2	10	2
Payne	.000	1	0	0	0	0	0	0	0	0	0	0	0	2	6	1
Totals	.290	56	1583	257	459	66	6	20	215	151	56	265	39	1181	539	113

Player	ERA	W-L	APP	GS	CG	IP	H	R	ER	BB	SO	BK	B/AVG	HBP
Bohanon	0.00	1-0	4	0	0	5.0	2	1	0	1	1	0	.118	0
Koen	0.00	1-0	2	0	0	3.2	2	1	0	1	8	0	.167	2
Giesecking	2.25	0-0	3	0	0	4.0	4	1	1	0	3	0	.250	0
Payne	3.75	3-1	12	4	1	24.0	42	20	10	5	13	0	.393	3
Bonner	4.17	2-5	10	5	0	36.2	42	24	17	8	19	1	.298	8
Crooke	4.42	2-6	15	10	3	57.0	58	42	28	31	25	0	.274	8
Gilcrease	4.52	0-6	14	11	1	69.2	101	67	35	28	45	0	.334	11
Coleman	4.86	2-7	12	12	5	76.0	103	56	41	19	26	0	.323	4
Cunetta	5.14	0-1	4	1	0	7.0	10	8	4	4	2	0	.345	4
Larkin	5.51	2-5	15	2	1	32.2	47	23	20	5	22	0	.346	1
Garcia	8.29	2-6	13	10	5	63.0	83	68	58	16	33	3	.319	14
Collins	8.82	1-3	9	1	0	16.1	19	26	16	15	15	0	.275	4
Totals	5.24	16-40	56	56	16	395.0	513	337	230	133	212	4	.317	59





## William Carey College Baseball Statistics

Player	Avg	G	AB	R	H	2B	3B	HR	RBI	BB	HBP	SO	SB	PO	A	E
Holloman	1.00	1	1	1	1	0	0	0	1	0	0	0	0	0	1	0
Shaffette	.500	1	2	1	1	0	0	0	0	0	0	0	0	0	1	5
Weber	.457	11	35	10	16	0	0	0	3	3	1	7	3	4	6	1
Johnson	.400	55	200	44	80	11	0	10	50	11	2	29	20	49	90	25
Alexander	.367	50	166	47	61	5	7	5	40	22	13	25	13	102	0	2
Ginn	.351	51	174	43	61	11	0	1	25	22	4	43	10	96	3	4
Gros	.340	49	156	24	53	6	0	2	34	17	5	13	2	83	32	3
Orso	.326	54	178	29	58	10	2	1	41	21	7	25	14	94	5	1
Smith, J.	.318	51	176	40	56	8	1	0	15	21	8	27	8	58	77	24
Smith, B.	.273	36	88	16	24	3	0	0	15	8	4	12	1	34	41	13
Roney	.255	43	51	23	13	2	1	0	5	4	6	15	1	20	1	2
Heldt	.242	25	33	3	8	1	0	1	2	0	2	15	1	6	0	1
Keeton	.212	26	66	8	14	1	0	0	7	8	1	16	1	23	32	6
Easley	.211	30	71	10	15	3	0	1	7	5	2	17	0	106	5	1
Fitzpatrick	.200	40	95	8	19	3	0	1	18	14	6	21	0	171	17	4
Mitchell	.182	11	22	4	4	0	0	0	1	1	1	7	0	35	9	0
Driver	.167	34	72	1	12	3	0	0	7	10	1	14	0	189	20	2
Bourn	.160	49	50	16	8	2	0	0	5	4	2	12	1	31	51	8
Harris	.145	36	83	7	12	1	0	1	10	6	4	17	0	170	12	6
Johnson	.000	18	10	5	0	0	0	0	0	1	0	2	0	9	13	1
Parke	.000	5	0	0	0	0	0	0	1	0	2	0	0	8	1	1
Totals	.298	57	1729	340	516	70	11	23	287	178	71	317	75	1300	448	114

Player	ERA	W-L	APP	GS	CG	IP	H	R	ER	BB	SO
Johnson	2.32	6-2	14	10	6	66.0	57	26	17	19	41
McCarter	3.05	3-1	18	0	0	41.1	30	21	14	17	34
Keeton	3.40	5-5	15	14	4	95.1	89	47	36	36	79
Weber	3.82	2-3	12	7	1	33.0	26	26	14	33	38
Cannon	6.04	4-4	21	3	1	44.2	52	41	30	17	33
Jordan	6.06	5-1	12	12	4	52.0	60	36	35	17	34
Butler	6.25	4-4	24	1	1	44.2	45	38	31	26	51
Mitchell	8.36	1-0	10	1	0	14.0	10	14	13	11	12
Harris	9.00	0-0	2	0	0	2.0	2	2	2	2	2
Shaffette	9.25	1-3	9	6	0	24.1	31	29	25	24	12
Broom	10.80	1-2	3	2	0	11.2	20	17	14	7	11
Holloman	20.77	0-0	4	1	0	4.1	12	11	10	6	0
Totals	5.01	32-25	57	57	17	433.1	434	308	241	215	347

## GCAC Baseball Records

Team Batting Avg. ....	Mobile, 1999, .368
.....	Reg. Seas + Tournament, .336
Most Runs. Team Game Avg. .	Mobile, 1999, 8.7
Most Hits Team Totals Seas. ....	Mobile, 2003, 643
Most Runs, Team Total Seas. ...	LSU-S, 2002, 453
Most Doubles, (Game) .....	Estopinal, Spring Hill, 1988, 4
Most Doubles, Ind. ....	Raul Santana, Mobile, 2003, 26
Team Pitching, ERA .....	Spring Hill, 1992, 2.19
Team Fielding Pct., Seas. ....	Spring Hill, 1993, .976
Individual Batting Avg. ....	Kevin Grimes, Spring Hill, 1992, .482
Most Hits, Ind. ....	Randy McKinion, Spring Hill, 1996, 7
Most HR Team Tot. Seas. ....	Wm. Carey, 1987, 78
Most Wins, Team .....	Wm. Carey, 1995, 47
Hit By Pitches .....	Season-Thibodeaux, Wm. Carey, 2003, 28
.....	Career-Calhoun, Belhaven, 1990-92, 34
Most Triples, Ind. ....	Hopkins, Mobile, 1993, 7
Most HR Ind. ....	Adkins, Wm. Carey, 2004, 21
Most RBI Ind. ....	Williams, Wm. Carey, 1986, 75
Most SB Ind. ....	Davis, Wm. Carey, 2001, 55/64
Most SB (Game) .....	Estopinal, Spring Hill, 1987, 7
Most Wins, Ind. ....	Calhoun, Belhaven, 1991, 14
.....	Melancon, Mobile, 2001, 14
Complete Games .....	Chiasson, Spring Hill, 1990, 15
Innings Pitched .....	Melancon, Mobile, 2001, 131.1
Strikeouts .....	Melancon, Mobile, 2001, 138
Saves .....	Henington, Wm. Carey, 2003, 13
Best ERA, Ind. ....	Stein, Spring Hill, 1993, 1.41
Team Record, Best Pct. ....	Wm. Carey, 1982, .774 (41-12)



## 2005 All Conference Baseball Team

*Player of the Year: Dustin Bissonnette – LSU*

*Pitcher of the Year: Derek Cunningham – LSU*

*Coach of the Year: Rocke Musgraves – LSU*

### Infield

1B	Lance Howard	JR	Mobile
2B	Dustin Bissonnette	JR	LSUS
3B	Ricky Owens	SO	Belhaven
SS	Eduardo Davila	SO	Mobile

### Pitchers

Derek Cunningham	SR	LSUS
Simon Badaeux	JR	Mobile
Frank Kowatz	SO	LSUS
Daniel Hearn	SR	Belhaven
Chris Copeland (RP)		SR      Mobile

### Outfield

Carnell Parker	SR	Mobile
Dusty Maddox	JR	LSUS
Ricky Breazeale	SR	Belhaven
Greg Alexander	SO	William Carey

### Catchers

Jeremy Koen	JR	Spring Hill
Brad Rodrigue	SR	Loyola

### Designated Hitter

Justin Gros	SR	William Carey
-------------	----	---------------

### Utility

Steven Johnson	FR	William Carey
----------------	----	---------------



## 2006 GCAC Baseball Schedule

### February 17-18

Belhaven @ Mobile

### February 24-25

Loyola @ Belhaven  
LSU-S @ Spring Hill  
Wm. Carey @ Mobile

### March 3-4

Belhaven @ Wm. Carey  
Mobile @ Spring Hill  
LSU-S @ Loyola

### March 10-11

Spring Hill @ Loyola  
Mobile @ Belhaven  
Wm. Carey @ LSU-S

### March 17-18

Loyola @ Mobile  
Spring Hill @ Wm. Carey  
LSU-S @ Belhaven

### March 24-25

Belhaven @ Spring Hill  
Mobile @ LSU-S  
Wm. Carey @ Loyola

### March 31-April 1

Belhaven @ Loyola  
Spring Hill @ LSU-S  
Mobile @ Wm. Carey

### April 7-8

Wm. Carey @ Belhaven  
Spring Hill @ Mobile  
Loyola @ LSU-S

### April 14-15

LSU-S @ Wm. Carey  
Loyola @ Spring Hill

### April 21-22

Mobile @ Loyola  
Wm. Carey @ Spring Hill  
Belhaven @ LSU-S

### April 28-29

Loyola @ Wm. Carey  
Spring Hill @ Belhaven  
LSU-S @ Mobile

## 2005 GCAC Softball Standings

	Conference			Overall		
	W	L	Pct.	W	L	Pct
Mobile	11	2	.846	51	12	.810
Spring Hill	8	4	.667	38	19	.667
Belhaven	3	9	.250	20	29	.408
William Carey	2	10	.167	14	24	.368

## 2005 Softball Team Statistics

Team Batting	G	Avg	AB	R	H	2B	3B	HR	BB	SO	SB/ATT
Mobile	48	.322	1269	247	408	70	12	19	136	162	117-147
Spring Hill	48	.306	1285	213	393	62	15	21	94	165	44-54
William Carey	35	.266	884	174	235	35	17	12	73	163	81-89
Belhaven	48	.253	1188	153	300	22	7	10	90	173	54-69

Team Pitching	G	ERA	W	L	Sv	IP	H	R	ER	BB	SO
Mobile	48	1.26	40	8	2	316.00	216	83	57	83	291
Spring Hill	48	1.50	33	15	3	323.00	268	124	69	92	233
Belhaven	48	3.24	20	28	1	309.00	320	212	143	95	353
William Carey	31	3.81	13	22	0	216.67	234	160	118	107	141

## 2005 Softball Individual Statistics

### INDIVIDUAL BATTING - .350 or higher (Min. 2.5 AB/Team game)

Player	Team	Runs	G	AB	H	2B	3B	HR	RBI	BB	HBP	AVG
Perez	Mobile	45	48	137	63	17	5	14	58	29	1	.460
Berry	Wm. Carey	28	35	99	36	13	2	7	28	12	1	.364
Pare	Mobile	34	47	151	56	6	1	0	11	13	2	.371
Dawson	Wm. Carey	13	31	91	33	5	1	3	18	8	1	.363

### INDIVIDUAL PITCHING less than 2.00 (Min. 1.0 IP/Team game)

Player	Team	G	W-L	IP	H	R	ER	BB	SO	ERA
Jones	Mobile	21	14-3	122.33	67	24	17	24	154	.97
Ricketts	Spring Hill	23	15-6	145.33	104	47	27	37	119	1.30
Baxter	Mobile	16	13-2	93	63	23	19	26	66	1.43
Odum	Mobile	21	13-3	100.67	86	36	21	33	71	1.46
Rodriguez	Spring Hill	25	15-8	147	135	57	31	35	100	1.48

## 2005 Softball Individual Statistics (cont'd):

### PITCHING RECORDS - .750 or higher

Player	Team	IP	W	L	PCT
Baxter	Mobile	93	13	2	.867
Jones	Mobile	122.3	14	3	.824
Odum	Mobile	100.7	13	3	.813

### STRIKEOUTS PER INNING -

1.00 or higher				
PLAYER	SCHOOL	IP	SO	AVG
Gavulic	Belhaven	170	266	1.56
Jones	Mobile	122.3	154	1.26

### HITS - 50 and higher

PLAYER	SCHOOL	HITS
Perez	Mobile	63
Pare	Mobile	56
Kelly	Spring Hill	54
Jennings	Spring Hill	52
Yrigoyen	Mobile	50

### RUNS SCORED - 30 and higher

PLAYER	SCHOOL	RUNS
Perez	Mobile	45
Yrigoyen	Mobile	40
Kelly	Spring Hill	36
Pare	Mobile	34
Daigle	Spring Hill	31
Bedgood	Mobile	30

### DOUBLES - 10 or higher

PLAYER	SCHOOL	DOUBLES
Yrigoyen	Mobile	18
Jennings	Spring Hill	17
Perez	Mobile	17
Berry	Wm. Carey	13
Tanner	Mobile	11
Weltin	Spring Hill	10
Roberts	Belhaven	10

### TRIPLES - 4 or higher

PLAYER	SCHOOL	TRIPLES
Kelly	Wm. Carey	7
Kelly	Spring Hill	6
Perez	Mobile	5
Minton	Spring Hill	4

### HOME RUNS - 6 or higher

PLAYER	SCHOOL	HOME RUNS
Perez	Mobile	14
Weltin	Spring Hill	9
Berry	Wm. Carey	7
Young	Belhaven	7

### RUNS BATTED IN - 30 or higher

PLAYER	SCHOOL	RUNS BATTED IN
Perez	Mobile	58
Weltin	Spring Hill	46
Roberts	Belhaven	34
Jennings	Spring Hill	30

### STOLEN BASES - 20 or higher

PLAYER	SCHOOL	STOLEN BASES
Pare	Mobile	38-43
Bedgood	Mobile	28-32
Berry	Wm. Carey	21-22
Wright	Belhaven	21-25



**2004 All Conference Cross Country**


**2005 All-Conference Softball Team**

*Pitcher of the Year:* Linden Jones – Mobile

*Player of the Year:* Mayret Perez – Mobile

*Coach of the Year:* Becky Clark – Mobile

Kirby Baxter	Mobile
Sylvia Bedgood	Mobile
Shelly Berry	William Carey
Amy Daigle	Spring Hill
Megan Dawson	William Carey
Lyndsey Gavulic	Belhaven
Kristin Jennings	Spring Hill
Dana Kelly	Spring Hill
Ann Marie Odum	Mobile
Evelyne Pare	Mobile
Valerie Ricketts	Spring Hill
Laura Roberts	Belhaven
Aracely Rodriguez	Spring Hill
Meredith Tanner	Mobile
Jessica Weltin	Spring Hill
Angelica Yrigoyen	Mobile



**Men's**

Rich Bouckaert	Loyola	28:39
Matt Cagigal	Loyola	28:40
Randy Giveans	Spring Hill	29:21
Joshua Miles	Xavier	29:52
Jamin Lundy	Dillard	30:01
Pablo Guth	Loyola	30:22
Andrew Fell	Loyola	30:44
Harold Boutte	Xavier	30:53
Greg Hawkins	Belhaven	31:14
Damien Jones	Xavier	31:33
Brad Bergan	Spring Hill	32:11
Clifford Campbell	SUNO	32:18



**Women's**

Natalie Sargent	Loyola
Mary Erin Imwalle	Loyola
Jean Cassandra	Loyola
Amy Lyon	Spring Hill
Ashley Broden	Xavier
Natalie Miller	Loyola
Adele Newll	Xavier
Lonique Moore	Xavier
Amani Harlee	Xavier
Emily Schaffer	Spring Hill
Sara Miles St. Claire	Loyola
Andrea Goodspeed	SUNO

**2004 GCAC Cross Country Championship**

**Men's Team**

Loyola	2:31:11
Xavier	2:38:05
Spring Hill	2:47:31
Belhaven	2:56:07
Dillard	3:04:48
Tougaloo	3:04:17

**Women's Team**

Loyola
Xavier
Spring Hill
Belhaven
SUNO

***Men's & Women's Coach of the Year: Al Seither – Loyola***



**2004 All-Conference Women's Soccer Team**

<u>Position</u>	<u>Player</u>	<u>School</u>	<u>Class</u>
GK	Ingihjorg Johannesdottir	Mobile	SO
Def	Bojana Besic	Belhaven	SR
Def	Linn Aske	Mobile	FR
Def	Christalle Phillips	Mobile	JR
Def	Danielle Princiotta	William Carey	FR
Def	Rebecca Lee	Spring Hill	SR
Mid	Emilia Johannson	William Carey	SR
Mid	Sunniva Haaland	Mobile	FR
Mid	Rachel Bray	Belhaven	JR
Mid	Jessica Salgado	Belhaven	SR
Fwd	Hege Aske	Mobile	FR
Fwd	Lisa Vidal	Belhaven	SR
Fwd	Erica Strachan	Spring Hill	SR
Fwd	Kelly Baltieri	Mobile	SO
Fwd	Lindsey Diak	Loyola	SO

***Coach of the Year: Corey Rose – Belhaven***

***Player of the Year: Bojana Besic – Belhaven***



## 2005 GCAC Tennis Final Standings

### Men's Team

Spring Hill  
Xavier  
Dillard  
Belhaven  
Tougaloo

### Women's Team

Xavier  
Mobile  
Spring Hill  
Belhaven  
Dillard  
Tougaloo

## 2005 Men's All-Conference Tennis

### Singles

<u>Pos.</u>	<u>Player</u>	<u>School</u>
1	Nicholas Vazquez	Spring Hill
2	Miroslav Vukicevic	Xavier
3	John Dennison	Spring Hill
4	Joe Kula	Spring Hill
5	Sammy Sulari	Spring Hill
6	Daniel Capote	Spring Hill

### Doubles

<u>Pos.</u>	<u>Player</u>	<u>School</u>
1	Nicholas Vazquez Pablo Russo	Spring Hill
2	John Dennison Joe Kula	Spring Hill
3	Sammy Sulari Daniel Capote	Spring Hill

## 2005 Women's All-Conference Tennis

### Singles

<u>Pos.</u>	<u>Player</u>	<u>School</u>
1	Dominique Bell	Xavier
2	Tiffany Williams	Mobile
3	Charel Middleton	Xavier
4	Lexi Murray	Spring Hill
5	Ayanna Byrd	Xavier
6	Maria Aguirre	Mobile

### Doubles

<u>Pos.</u>	<u>Player</u>	<u>School</u>
1	Michelle Lang Charel Middleton	Xavier
2	Christy Favre Georgia Beale	Spring Hill
3	Dominique Bell Christina Thomas	Xavier

*Men's Player of the Year:* Nicholas Vazquez – Spring Hill

*Women's Player of the Year:* Dominique Bell – Xavier

*Men's Coach of the Year:* Kelly Williamson-Lieb – Spring Hill

*Women's Coach of the Year:* Alan Green, Xavier

## 2004 All-Conference Volleyball Team

Brittany Ascheri	Belhaven
Michelle Daughtry	Dillard
Yolanda Faulk	Xavier
Betsy Housh	Spring Hill
Shannon LaHaie	Loyola
Ashleigh Posner	Spring Hill
Kimberlee Rock	Xavier
Erica Turnbull	Xavier
Carley Whitfield	Spring Hill


Player of the Year: *Cicely Ozen – Dillard*

Libero of the Year: *Kelly Fridge – Loyola*

Setter of the Year: *Sarah Howard – Loyola*


Freshman of the Year: *Mary Seals – Loyola*

Coach of the Year: *Gretchen Speed – Spring Hill*



## Men's Basketball

Xavier University	1981-82
Xavier University	1982-83
William Carey College	1983-84
William Carey College	1984-85
Xavier University	1985-86
William Carey College	1986-87
University of Mobile	1987-88
University of Mobile	1988-89
William Carey College	1989-90
Louisiana College	1990-91
William Carey College	1991-92
Spring Hill College	1992-93
Spring Hill College	1993-94
Southern University, NO	1994-95
Xavier University	1995-96
William Carey College	1996-97
Dillard University	1996-97***
SUNO	1997-98***
University of Mobile	1997-98***
Spring Hill	1998-99*
SUNO	1999-00
Spring Hill	1999-00***
Dillard University	2000-01**
Xavier University	2000-01****
SUNO	2001-02**
Spring Hill	2001-02****
SUNO	2002-03*
University of Mobile	2003-04**
SUNO	2003-04****
Xavier	2003-04****
LSU-S	2004-05****
University of Mobile	2004-05**



\*Tournament Champion. Also Regular Season Champion  
 \*\*Tournament Champion. Also Regular Season Co-Champion  
 \*\*\*Denotes Regular Season Champion  
 \*\*\*\*Denotes Regular Season Co-Champion

## Women's Basketball

Belhaven College	1981-82
Dillard University	1982-83**
William Carey College	1982-83**
Xavier University	1982-83**
Dillard University	1983-84
Louisiana College	1984-85
Louisiana College	1985-86
Dillard University	1986-87*
Xavier University	1986-87*
William Carey College	1987-88
Louisiana College	1988-89
Louisiana College	1989-90
University of Mobile	1990-91
William Carey College	1991-92
William Carey College	1992-93
Xavier University	1993-94
Xavier University	1994-95
Xavier University	1995-96
Xavier University	1996-97
Xavier University	1997-98
Louisiana College	1998-99
Spring Hill	1999-00
SUNO	1999-00***
Xavier University	2000-01
Dillard University	2000-01****
University of Mobile	2001-02
Dillard University	2002-03*****
Xavier University	2002-03****
Dillard University	2003-04*****
Xavier University	2003-04****
Xavier University	2004-05*****

\*Denotes Co-Champions

\*\* Denotes Tri-Champions

\*\*\*Denotes Regular Season Champion

\*\*\*\*Denotes Regular Season Co-Champion

\*\*\*\*\*Tournament Champion. Also Regular Season Co-Champion

\*\*\*\*\*Tournament Champion. Also Regular Season Champion



## Baseball

William Carey College	1982
William Carey College*	1983
Spring Hill College*	1983
William Carey College	1984
Spring Hill College	1985
William Carey College	1986
Louisiana College	1987
William Carey College	1988
William Carey College	1989
William Carey College	1990
William Carey College	1991
William Carey College	1992
William Carey College	1993
Belhaven College	1994
William Carey College	1995
William Carey College	1996
Spring Hill College	1997
University of Mobile	1998
University of Mobile	1999
Spring Hill College	2000
Spring Hill College	2001
Loyola University	2002
William Carey	2003
Belhaven College	2004*
William Carey	2004**
William Carey College	2005*
LSU-S	2005**

\*Tournament Champion

\*\*Regular Season Champion

## Softball

University of Mobile	1996
University of Mobile	1997
University of Mobile	1998
University of Mobile	1999
University of Mobile	2000
University of Mobile	2003
University of Mobile	2004
University of Mobile	2005





**Men's Soccer**

Belhaven College	1994
William Carey College	1995
William Carey College	1996
University of Mobile	1997
William Carey	1998
University of Mobile	1999
University of Mobile	2002
University of Mobile	2003
University of Mobile	2004




**Women's Soccer**

University of Mobile	1996
University of Mobile	1997
University of Mobile	1998
University of Mobile	1999
University of Mobile	2000
William Carey	2001
William Carey	2002
Belhaven College	2003
Belhaven College	2004



**Men's Tennis**

Belhaven College	1982
Belhaven College	1985
Belhaven College	1986
Belhaven College	1987
Belhaven College	1988
Belhaven College	1989
Belhaven College	1990
Belhaven College	1991
University of Mobile	1992
University of Mobile	1993
University of Mobile	1994
University of Mobile	1995
University of Mobile	1996




**Men's Tennis (cont'd.)**

University of Mobile	1997
University of Mobile	1998
Spring Hill College	1999
Spring Hill College	2000
Spring Hill College	2002
Spring Hill College	2003
Spring Hill College	2004
Spring Hill College	2005

**Women's Tennis**

University of Mobile	1995
University of Mobile	1996
University of Mobile	1997
University of Mobile	1998
Spring Hill College	1999
Dillard University	2000
Xavier University	2002
Xavier University	2003
Xavier University	2004
Xavier University	2005



**Men's Cross Country**

Tougaloo College	1986
Tougaloo College	1987
Southern University	1988
Southern University	1989
University of Mobile	1990
University of Mobile	1991
University of Mobile	1992
University of Mobile	1993
University of Mobile	1995
University of Mobile	1996
University of Mobile	1997
University of Mobile	1998



**Men's Cross Country (cont'd.)**

University of Mobile	1999
Loyola University	2000
Loyola University	2001
Loyola University	2002
University of Mobile	2003
Loyola University	2004

**Women's Cross Country**

Southern University	1986
Louisiana College	1987
Southern University	1988
Southern University	1989
Southern University	1990
University of Mobile	1991
Spring Hill College	1992
University of Mobile	1993
University of Mobile	1995
University of Mobile	1996
University of Mobile	1997
University of Mobile	1998
University of Mobile	1999
University of Mobile	2000
Loyola University	2001
Xavier University	2002
Loyola University	2003
Loyola University	2004



**Golf - Men's**

University of Mobile	1996
University of Mobile	1997
Spring Hill College	1998
Spring Hill College	1999
University of Mobile	2002
University of Mobile	2003
University of Mobile	2004
University of Mobile	2005



**Volleyball**

William Carey	1999
Loyola University	2000
Loyola University	2002
Spring Hill College	2003
Spring Hill College	2004



## Schools Competing (NAIA Recognized Sports)

### Thomas Howell Cup (All-Sports Champion)

Louisiana College and William Carey College	1986
University of Mobile	1988
University of Mobile	1989
University of Mobile	1990
University of Mobile	1991
University of Mobile	1992
University of Mobile	1993
University of Mobile	1994
University of Mobile	1995
University of Mobile	1996
University of Mobile	1997
University of Mobile	1998
University of Mobile	1999
Spring Hill College	2000
University of Mobile	2001
Spring Hill College	2002
Spring Hill College	2003
University of Mobile	2004
University of Mobile	2005



#### Men's and Women's Basketball

Belhaven College  
Dillard University  
Louisiana State University-Shreveport  
Loyola University  
University of Mobile  
Southern University-NO  
Spring Hill College  
Tougaloo College  
William Carey College  
Xavier University

#### Men's & Women's Soccer

Belhaven College  
Louisiana State University-Shreveport  
(Women only)  
Loyola University (Women only)  
University of Mobile  
Spring Hill College  
William Carey College

#### Men' and Women's Cross Country

Belhaven College  
Dillard University  
Loyola University  
Southern University - NO  
Spring Hill College  
Tougaloo College  
Xavier University

#### Men's and Women's Track

(Outdoor and Indoor)  
Loyola University (Outdoor only)  
Southern University - NO

#### Volleyball

Belhaven College  
Dillard University  
Loyola University  
Spring Hill College  
Xavier University

#### Baseball

Belhaven College  
Louisiana State University- Shreveport  
Loyola University  
University of Mobile  
Spring Hill College  
Tougaloo College (no GCAC  
competition)  
William Carey College

#### Softball

Belhaven College  
University of Mobile  
Spring Hill College  
William Carey College

#### Men's & Women's Tennis

Belhaven College  
Dillard University  
University of Mobile (Women only)  
Spring Hill College  
Tougaloo College  
Xavier University

#### Golf (Men's and Women's)

Belhaven College (Men only)  
University of Mobile  
Spring Hill College  
Tougaloo College  
William Carey (Men only)

#### Swimming

Spring Hill College





## GCAC Honor Roll



### Belhaven

Student	Sport	GPA	Student	Sport	GPA
Larkin Braxton	Baseball	3.11	Erin Govero	Cross Country (W)	3.67
Nick Brister	Baseball	3.43	Judy Mitchell	Cross Country (W)	3.71
Jonathan Robertson	Baseball	3.36	Samantha Mobley	Cross Country (W)	3.37
Jonathan Fults	Baseball	3.61	William Boyd	Golf	3.82
Brian Kirby	Baseball	3.53	Arnaldo Maglione	Golf	3.76
Jared White	Baseball	3.29	Zachary Owens	Golf	3.93
Thomas Royals	Baseball	3.75	Paul Babba	Soccer (M)	3.37
Josh Speed	Baseball	3.28	Ken Benson	Soccer (M)	3.40
Scott Ewing	Baseball	3.03	Steven Farris	Soccer (M)	3.59
Daniel Sturgis	Basketball (M)	3.10	Baskin Jones	Soccer (M)	3.75
Justin Pierce	Basketball (M)	3.01	Peter Mittwede	Soccer (M)	3.95
Amanda Barbee	Basketball (W)	3.18	Martin O'Rourke	Soccer (M)	3.49
Stephanie Lewis	Basketball (W)	3.36	Nate Quarterman	Soccer (M)	3.27
Ebonee Leverette	Basketball (W)	3.30	Hugo Rangel	Soccer (M)	3.59
Rakeisha Gray	Basketball (W)	3.23	Justin Roberts	Soccer (M)	3.71
Roberta Johnson	Basketball (W)	3.39	Will Sowell	Soccer (M)	3.46
Stacey Lee	Basketball (W)	3.80	Megan Flowers	Soccer (W)	3.58
Nicole Jordan	Basketball (W)	3.08	Kristin Leuice	Soccer (W)	3.67
Nathan Benson	Cross Country (M)	3.94	Allyson Claiborne	Soccer (W)	3.09
Jonathon Fults	Cross Country (M)	3.61	Bethany Denton	Soccer (W)	3.17
Greg Hawkins	Cross Country (M)	3.84	Rachel Davenport	Soccer (W)	3.33
Michael Phillips	Cross Country (M)	3.95	Kathryn Brusco	Soccer (W)	3.61
Justin Schade	Cross Country (M)	3.62	Carrie McMillan	Soccer (W)	3.36
Beverly Barber	Cross Country (W)	4.00	Ginny Wall	Soccer (W)	3.79
Ashley Cosby	Cross Country (W)	3.46	JoAnna Weaver	Soccer (W)	3.57
Emily Fortenberry	Cross Country (W)	3.86	Colleen Walsh	Soccer (W)	3.34
Elizabeth Gibson	Cross Country (W)	3.38	Lisa Vidal	Soccer (W)	3.02
Somer Gibson	Cross Country (W)	3.36	Rachel Bray	Soccer (W)	3.67

### Belhaven, cont'd.

Student	Sport	GPA
Amber Akers	Soccer (W)	3.11
Bojana Basic	Soccer (W)	3.28
Morgan Wright	Soccer (W)	3.28
Casey Ward	Soccer (W)	3.45
Katie Moore	Softball	3.30
Morgan Wright	Softball	3.30
Casey Ward	Softball	3.50
Courtney Harrington	Softball	3.10
Mandie Henderson	Softball	3.10
Megan Pursell	Softball	3.40
Holley Pace	Softball	3.00
Tapfumanei Murove	Tennis (M)	3.95
Alex Grubbs	Tennis (M)	3.11
Josh Goeglein	Tennis (M)	3.96
Daniel Ragsdale	Tennis (M)	3.06
Grant Callen	Tennis (M)	3.49

Student	Sport	GPA
Kirby Smith	Tennis (W)	3.84
Elise Enizenberger	Tennis (W)	3.19
Jamie Chance	Tennis (W)	3.10
Page Chestnut	Tennis (W)	3.82
Brittney Ascherl	Volleyball	3.40
Sara Ayala	Volleyball	3.72
Julie Graythen	Volleyball	3.22
Kathryn Hart	Volleyball	3.06
Amy Lejarzar	Volleyball	3.46
Laura Beth Lyles	Volleyball	3.52
Ashley Morgan	Volleyball	3.45
Priscilla Rogers	Volleyball	3.37
Rosalind Sabella	Volleyball	3.12
Javonna Smith	Volleyball	3.41
Kristen Smith	Volleyball	3.92

### Dillard

Student	Sport	GPA	Student	Sport	GPA
Mathew Barnes	Basketball (M)	3.46	Cicely Ozen	Volleyball	3.02
Anthony Lynn	Basketball (M)	3.34	MacArthur Daughtery	Cross Country (M)	
Calvin Spellmon	Basketball (M)	3.42	Ameerah Muhammad	Cross Country (W)	3.40
Alfredo Ott	Basketball (M)	3.38	Latoya Lewis	Cross Country (W)	3.10
Ebony Owens	Basketball (W)	3.10	Haneef Shaheed	Tennis (M)	3.20
Nasira Johnson	Basketball (W)	3.60	Aisha Price	Tennis (W)	3.20
Roshawnda Bolton	Basketball (W)	3.20			

### LSU-S

Student	Sport	GPA	Student	Sport	GPA
Dustin Bissonnette	Baseball	3.08	Luis Roberts	Baseball	3.08
Riley Cook	Baseball	3.01	Patrick Thompson	Baseball	3.62
Chase Cox	Baseball	3.12	Abraham Saxon	Basketball (M)	3.00
Chris Frye	Baseball	3.21	David Walker	Basketball (M)	3.06
Kevin Jewell	Baseball	3.00	Diamond Hogg	Basketball (W)	3.58
Frank Kowatz	Baseball	3.55	Trish Phillips	Basketball (W)	3.12
Tyler Lewis	Baseball	3.02			

## Loyola

Student	Sport	Student	Sport
James Blakeman	Baseball	Skye Landry	Basketball (W)
Kevin Kalina	Baseball	Katie Hernandez	Basketball (W)
Matthew Franatovich	Baseball	Marjorie Bilinski	Basketball (W)
Gregory Veltri	Baseball	Danielle Holland	Basketball (W)
Andre Rodriguez	Baseball	Matthew Cagigal	Cross Country (M)
Edgar Torres	Baseball	Andrew Lecocq-Fell	Cross Country (M)
David Lauricella	Baseball	Jean Cassandra	Cross Country (W)
Casey Cadella	Baseball	Victoria Lodi	Cross Country (W)
Gian Balsamo	Baseball	Sara St. Clair	Cross Country (W)
Brian Mason	Baseball	Rihana	
Brian Sullivan	Baseball	Galloway-Dawkins	Soccer (W)
Jarret Bauer	Baseball	Lindsay Diak	Soccer (W)
Bryan McCaulley	Baseball	Megan Galizia	Soccer (W)
Stephen McGovern	Basketball (M)	Kathryn Neville	Soccer (W)
Zachary Tyson	Basketball (M)	Michaela Bono	Soccer (W)
Jon Creel, Jr.	Basketball (M)	Isabel Pozuelo	Soccer (W)
David Curtin	Basketball (M)	Ashley Cobette	Volleyball
James Bunn	Basketball (M)	Tiffany Stafford	Volleyball
Kate Pilgreen	Basketball (W)	Kristen Williams	Volleyball
Morgan Carey	Basketball (W)	Kelly Fridge	Volleyball
Joelle Bordelon	Basketball (W)	Shannon LaHaie	Volleyball
Jennifer George	Basketball (W)	Lauren Landry	Volleyball

## Mobile

Student	Sport	GPA	Student	Sport	GPA
Gimel Lewis	Basketball (M)	3.32	Mathias		
Steve Pellan	Basketball (M)	3.68	Kruskemper	Soccer (M)	3.20
Joseph Ryan	Basketball (M)	3.05	Kevin Laux	Soccer (M)	3.53
Jessica Barber	Basketball (W)	3.26	Jason Miniaci	Soccer (M)	3.24
A'Frica Boykin	Basketball (W)	3.38	Mark Rich	Soccer (M)	3.08
Rheonda Leary	Basketball (W)	3.81	Volker Schulte	Soccer (M)	3.29
Erica Martens	Basketball (W)	3.48	Kelly Baltieri	Soccer (W)	3.09
Kinga Rybarczyk	Basketball (W)	3.89	Heather Fricke	Soccer (W)	3.66
Thomas Bell	Golf (M)	3.02	Kathryn Howard	Soccer (W)	4.0
Matthew Drinkard	Golf (M)	3.38	Ingibjorg		
Juan Lega	Golf (M)	3.71	Johannesdottir	Soccer (W)	3.58
Nancy Ivey	Golf (W)	3.19	Holly Person	Soccer (W)	3.57
Margaret Kendall	Golf (W)	3.41	Shanna Stamm	Soccer (W)	3.12
James Beggs	Soccer (M)	3.61			

## Mobile, cont'd.

Student	Sport	GPA	Student	Sport	GPA
Tiselle Thomas	Soccer (W)	3.62	Meredith Tanner	Softball	3.25
Kirby Baxter	Softball	3.35	Molly Walker	Softball	3.45
Sylvia Bedgood	Softball	3.73	Angelica Yrigoyen	Softball	3.13
Christie Jackson	Softball	3.10	Cristen Gracey	Tennis (W)	3.73
Linden Jones	Softball	3.55	Lindsey McDaniel	Tennis (W)	3.33
Holly Knowles	Softball	3.68	Margot Wallace	Tennis (W)	3.34
Ann Odum	Softball	3.65	Tiffany Williams	Tennis (W)	3.89

## Spring Hill

Student	Sport	GPA	Student	Sport	GPA
Jordan Haupt	Baseball	3.71	Blake Schindler	Soccer (M)	3.18
Jarrod Cain	Baseball	3.37	Adam Gold	Soccer (M)	3.01
Josh Coleman	Baseball	3.16	Joe Kula	Soccer (M)	3.00
Matt Rozelle	Baseball	3.13	Erica Strachan	Soccer (W)	3.75
Darrin Gilcrease	Baseball	3.12	Chelsea Gerstle	Soccer (W)	3.33
Tom Conners	Baseball	3.07	Rachel Hermann	Soccer (W)	3.26
Daniel Forshier	Basketball (M)	3.30	Ashley Clarkin	Soccer (W)	3.19
Scotty Fletcher	Basketball (M)	3.17	Rebecca Lee	Soccer (W)	3.11
Amy Young	Basketball (W)	3.77	Kristi Murphy	Soccer (W)	3.02
Megan Pendergast	Basketball (W)	3.42	Valerie Ricketts	Softball	3.91
Maria Rodriguez	Basketball (W)	3.42	Keiko Booth	Softball	3.77
Erin Houy	Basketball (W)	3.22	Dana Kelly	Softball	3.53
Cristen Conwell	Cross Country (M)	3.88	Aracely Rodriguez	Softball	3.40
Alex Marthinsen	Cross Country (M)	3.80	Danielle DeLeon	Softball	3.35
Brad Bergan	Cross Country (M)	3.74	Justin Schreer	Swimming (M)	3.75
Josh Malone	Cross Country (M)	3.23	Brian Duke	Swimming (M)	3.41
Annie Schmidt	Cross Country (M)	3.11	Andrew Pebley	Swimming (M)	3.02
Ryan Sturma	Golf (M)	3.84	Vanessa Gramm	Swimming (W)	3.58
Jeremy Gaffney	Golf (M)	3.58	Monica Quinn	Swimming (W)	3.37
Pete Voelker	Golf (M)	3.51	Annie Schmidt	Swimming (W)	3.11
Nic Alexander	Golf (M)	3.30	Cristin Bolt	Swimming (W)	3.09
Derek Ryder	Golf (M)	3.18	Pablo Russo	Tennis (M)	3.17
Juan Marquine	Golf (M)	3.00	Joe Kula	Tennis (M)	3.17
Blaire Bartlette	Golf (W)	3.66	Caroline Jordan	Tennis (W)	3.70
Emily Sullivan	Golf (W)	3.40	Jennifer Favre	Tennis (W)	3.22
Mary Chris Becker	Golf (W)	3.35	Katelyn Olewinski	Tennis (W)	3.00
Erin Illg	Golf (W)	3.20	Ashleigh Posner	Volleyball	3.90
Nahuel Ponce	Soccer (M)	3.62	Ali Mullin	Volleyball	3.73
Stephen Devall	Soccer (M)	3.49	Carley Whitfield	Volleyball	3.69
Bradon Goodwin	Soccer (M)	3.47	Betsy Housh	Volleyball	3.56
<b>Student</b>	<b>Sport</b>	<b>GPA</b>	Kelly Hargett	Volleyball	3.44
Charlie Robertson	Soccer (M)	3.34	Mallory Duren	Volleyball	3.41
Matt Kane	Soccer (M)	3.24	Tess Jezik	Volleyball	3.36

## William Carey

Student	Sport	GPA	Student	Sport	GPA
Ashley Anderson	Basketball (M)	3.00	Joshua Johnson	Baseball	3.62
Reshena Holloway	Basketball (W)	3.21	Michael Orso	Baseball	3.13
Florent Sourice	Soccer (M)	3.90	Neal Cannon	Baseball	3.20
Nicholas Mulvaney	Soccer (M)	3.07	Joseph Driver	Baseball	3.17
Brandon Rodgers	Soccer (M)	3.43	Lucien Weber	Baseball	3.16
Helen Hernandez	Softball	3.55	Matt McHan	Baseball	3.50
Daphne Lampkin	Softball	3.21	Eric Green	Baseball	3.95
Sheri Anderson	Softball	3.81	Brandon Roney	Baseball	3.74
Jessica Pierce	Softball	3.78	Janelle Austrom	Soccer (W)	3.93
April Taylor	Softball	3.15	Michelle Beatty	Soccer (W)	3.94
April Adams	Softball	3.04	Emilia Johansson	Soccer (W)	3.33
Daryl Harper	Baseball	3.29			

## Xavier University

Student	Sport	GPA	Student	Sport	GPA
Nicholas Hodge	Basketball (M)	3.03	Stacey Young	Cross Country (W)	3.10
Michael Varnado	Basketball (M)	3.71	Thomas Fugate	Tennis (M)	3.74
Audrey Jones	Basketball (W)	3.45	Klas Sylvander	Tennis (M)	3.81
Sheronda Nash	Basketball (W)	3.88	Miroslav Vukicevic	Tennis (M)	3.09
Brittany Whitmore	Basketball (W)	3.04	Michelle Land	Tennis (W)	3.84
Larry Shuler	Cross Country (M)	3.58	Charel Middleton	Tennis (W)	3.34
Ryan Sutton	Cross Country (M)	3.14	Tiffany Anderson	Volleyball (W)	3.08
Amani Harlee	Cross Country (W)	3.11	Emmary Butler	Volleyball (W)	3.75
Muntaha Hussein	Cross Country (W)	3.18	Yolanda Faulk	Volleyball (W)	3.37
Yasmira Jackson	Cross Country (W)	3.13			

## GCAC CALENDAR 2005- 2006

October 4	GCAC Fall Meeting, Loyola University
October 22	Men's/Women's Cross Country Championship
November 11-12	Volleyball Tournament
March 1-4	Men's & Women's Basketball Tournament or Playoffs
April 7-10	NAIA National Meeting, San Diego, CA
April 21-22	Tennis Tournament
April 25	GCAC Spring Meeting, University of Mobile
April 28-29	Softball Tournament
May 10-12	Baseball Tournament

