



GULF COAST ATHLETIC CONFERENCE



2004-2005 DIRECTORY

TABLE OF CONTENTS 2004-2005

Conference History	3
Past Presidents	4
GCAC Officers	5
GCAC Eligibility Committee	6
GCAC Sports Committee Chairs	6
GCAC Executive Committee	7

MEMBER INFORMATION AND TEAM BASKETBALL STATISTICS 2003-2004

Belhaven College	8
Dillard University	11
Louisiana State University-Shreveport	14
Loyola University	17
University of Mobile	20
Southern University in New Orleans	24
Spring Hill College	26
Tougaloo College	29
William Carey College	31
Xavier University	34

BASKETBALL STATISTICS, 2003-2004 SEASON

Conference Men's Statistics	37
Individual	39
Season Records	43
Game Records	44
Men's All Conference Team	45
Women's All Conference Team	46
Conference Women's Statistics	47
Individual	49
Season Records	52
Game Records	53
2005 Basketball Schedule	54

BASEBALL STATISTICS 2004

Baseball Standings and Statistics	55
Belhaven College	58
Louisiana State University-Shreveport	60
Loyola University	61
University of Mobile	62
Spring Hill College	63
William Carey College	64
GCAC Baseball Records	65
All Conference Baseball	66
2004 Baseball Schedule	67
All-Conference Softball	68
All-Conference Cross Country	69
GCAC Cross Country Championship	70
All-Conference Volleyball	71
Golf Championships	72
GCAC Champions 1981-2004	73
Thomas Howell Cup Champions 1986-2004	79
Schools Competing (By Sport)	80
GCAC Honor Roll	81
GCAC 2004-2005 Calendar	83

GCAC: www.gcaconf.com

NAIA: (913) 791-0044

www.naia.org

HISTORY

The Gulf Coast Athletic Conference developed out of a series of meetings held over a period of almost four years. A number of private four-year schools in the Gulf Coast region with similar educational standards, enrollments, budgets, and athletic philosophies mutually felt the need for a conference.

In April and May, 1981, a constitution was developed, officers were elected and the decision was made to proceed with conference competition during the 1981-82 school year. Charter officers were Anthony M. Rachal, Jr., Xavier University, president; John Burton, Spring Hill College, vice-president; Mark Windham, Belhaven College, secretary-treasurer; and Thomas Howell, Louisiana College, commissioner. Charter members were Belhaven College of Jackson, Mississippi; Dillard University and Xavier University of New Orleans, Louisiana; Louisiana College of Pineville, Louisiana; Spring Hill College of Mobile, Alabama; Tougaloo College of Tougaloo, Mississippi; and William Carey College of Hattiesburg, Mississippi.

In August, 1981, the GCAC received recognition as an NAIA Affiliated Conference. The University of Mobile, Alabama was admitted in October, 1985, Southern University in New Orleans was granted admission in May, 1986, Loyola University was admitted in April, 1995, and Talladega College was admitted in April, 1999 and Louisiana State University-Shreveport became a member in April, 2000. In May 2000, Louisiana College and Belhaven College withdrew. In April, 2002, Belhaven College was re-admitted. In August, 2002, Talladega College withdrew.

PAST PRESIDENTS

Anthony M. Rachal, Jr.	Xavier University	1981-82
John Burton	Spring Hill	1982-83
John Burton	Spring Hill	1983-84
Charles C. Teamer, Sr	Dillard University	1984-85
Milton Wheeler	William Carey	1985-86
Charles C. Teamer, Sr.	Dillard University	1986-87
Billy Allgood	Louisiana College	1987-88
Francis Garner	University of Mobile	1988-89
Artis Davenport	Southern University in N.O.	1989-90
Sr. Grace Mary Flickinger	Xavier University	1990-91
Charles C. Teamer, Sr.	Dillard University	1991-92
Felix James	Xavier University	1992-93
Bill Elder	University of Mobile	1993-95
Sr. Grace Mary Flickinger	Xavier University	1995-99
John Runda	University of Mobile	1999-01

2004-2005

Gulf Coast Athletic Conference Officers

President: Steve Knight, William Carey College

Phone: 601-318-6415

Fax: 601-318-6550

Home: 601-268-7039

Email: sknight@wmcarey.edu

Vice President: Vincent Johnson, SUNO

Phone: 504-286-5141

Fax: 504-584-5512

Home: 504-254-0581

Email: vjohnson@suno.edu

Secretary-Treasurer: Grace Beall

P.O. Box 515, Louisiana College

Pineville, LA 71359

Home: 318-473-1983

Email: grace@gracebeall.com

Commissioner: Thomas Howell

216 Myrtle Street

Pineville, LA 71360

Phone: 318-487-7102

Fax: 318-487-7288

Home: 318-442-3179

Email: howell@lacollege.edu

Conference Information Director: Chuck Knight

508 Cox Ave.

Hattiesburg, MS 39402

Phone: 601-266-5952

Fax: 425-675-5957

Home: 601-264-5017

Email: chuckknight@gcaconf.com

Supervisors of Officials:

Men's Basketball

Bob Collins

P.O. Box 4514

Biloxi, MS 39535

Phone: 228-896-7373

Women's Basketball

Greg Federico

131 Fernwood Dr.

Pass Christian, MS 39571

Phone: 504-887-3507

Fax: 504-887-8140

Home: 228-452-3564

Conference Faculty Athletic Rep: Sr. Grace Mary Flickinger, Xavier

Phone: 504-520-7526

Fax: 504-520-7918

Home: 504-482-0917

Email: gflickin@xula.edu

Conference Registrar: Carolyn Evans, Tougaloo College

Phone: 601-977-7765

Fax: 601-977-6164

GCAC Eligibility Committee

Sr. Grace Mary Flickinger

Dr. John Runda

Dr. Milton Wheeler

Xavier

Mobile

William Carey

Sports Committee Chairs

Men's Basketball

Women's Basketball

M/W Cross Country / Track and Field

Baseball

Softball

Golf

Men's Soccer

Women's Soccer

Men's & Women's Tennis

Volleyball

Dannton Jackson

Dobee Plaisance

TBA

Rocke Musgraves

Coby Mackin

Terry Hopper

TBA

Corey Rose


Allen Green

Greg Castillo



GCAC EXECUTIVE COMMITTEE

Belhaven	Dr. Wynn Kenyan
Dillard	Dr. Joy O'Shields
LSUS	Dr. Terry G. Harris
Loyola University	Fr. David Boileau
Mobile	Dr. John Runda
SUNO	Dr. Vincent Johnson
Spring Hill	TBA
Tougaloo	Dr. James Coleman
William Carey	Coach Steve Knight
Xavier	Sr. Grace Mary Flickinger



Belhaven College
1500 Peachtree Street
Jackson, MS 39202
Athletic Phone: 601-968-5956
Fax #: 601-965-7025

Nickname: Blazers
Colors: Green & Vegus Gold
President: Dr. Roger Parrott
Fieldhouse: Heidelberg Gymnasium (seats 500)

Athletic Director

John Garvilla

Phone: 601-968-5956
Email: jgarvilla@belhaven.edu

Administrative Assistant

TBA

Phone: 601-968-5956

Coaching Staff:

Men's Basketball

Dale Hatcher

Phone: 601-968-5936
Email: dhatcher@belhaven.edu

Women's Basketball

Billy Evans

Phone: 601-968-8812
Email: bevans@belhaven.edu

Baseball

Hill Denson

Phone: 601-968-8898
Email: hdenson@belhaven.edu

Baseball Assistant

Clay Smith

Phone: 601-968-5984
Email: csmith@belhaven.edu

Soffball

Andrea Roberts

Phone: 601-968-8768
Email: aroberts@belhaven.edu

Belhaven College

Men's Soccer

Women's Soccer

**Tennis
(Men's & Women's)**

**Cross Country
(Men's & Women's)**

Volleyball

**Golf
(Men's and Women's)**

Athletic Trainer

Sports Information Director

Faculty Athletic Representative

Registrar

Phil Moyer

Phone: 601-965-7013
Email: pmoyer@belhaven.edu

Corey Rose

Phone: 601-968-8708
Email: crose@belhaven.edu

Judy Chance

Phone: 601-968-8842
Email: jchance@belhaven.edu

Christie Barber

Phone: 601-968-5985
Email: cbarber@belhaven.edu

Julie Langford

Phone: 601-968-8891
Email: jlangford@belhaven.edu

John Little

Phone: 601-974-6452
Email: jlittle@belhaven.edu

Jeff Martinez

Phone: 601-968-8789
Email: jmartinez@belhaven.edu

Michael Dukes

Phone: 601-968-8765
Email: mdukes@belhaven.edu

Dr. Wynn Kenyon

Phone: 601-968-5959
Email: wkenyon@belhaven.edu

Donna Weeks

Phone: 601-968-5922
Fax: 601-968-9998
Email: dweeks@belhaven.edu

Belhaven Men's Basketball Statistics

Player	G	FG/ATT	PCT	FT/ATT	PCT	PTS/AVG	REB/AVG	A	TO	ST	PF
Cortez	8	3/6	.500	0/0	.000	7/0.9	4/0.5	4	2	2	1
Rangel	29	41/120	.342	10/14	.714	106/3.7	38/1.3	63	74	28	49
James	24	45/102	.441	21/28	.750	117/4.9	40/1.7	66	71	26	59
Arceneaux	29	98/244	.402	20/24	.833	283/9.8	67/2.3	68	46	44	47
White	3	3/9	.333	0/0	.000	9/3.0	3/1.0	3	1	3	3
Ainsworth	4	44/7	.571	3/4	.750	13/3.3	1/0.3	2	2	2	0
Carter	1	0/0	.000	0/0	.000	0/0.0	0/0.0	0	0	0	0
Slater	27	39/97	.402	17/27	.630	112/4.1	51/1.9	35	43	21	35
Evans	27	83/190	.437	52/71	.732	235/8.7	83/3.1	54	80	28	83
Rigsby	29	106/210	.505	85/154	.552	297/10.2	233/8.0	39	86	25	72
Pierce	28	50/100	.500	53/77	.688	157/5.6	68/2.4	55	48	31	54
Lewis	27	115/210	.548	37/57	.649	268/9.9	119/4.4	6	48	12	64
O'Quinn	29	69/147	.469	29/42	.690	182/6.3	96/3.3	26	32	10	42
Smith	28	119/222	.536	55/107	.514	293/10.5	142/5.1	25	58	14	75
Sturgis	19	11/23	.478	6/10	.600	29/1.5	27/1.4	2	8	4	9
Totals	29	786/1687	.466	388/615	.631	2108/72.7	1043/36.0	448	613	250	595

Belhaven Women's Basketball Statistics

Player	G	FG/ATT	PCT	FT/ATT	PCT	PTS/AVG	REB/AVG	A	TO	ST	PF
Gary	8	18/52	.346	9/12	.750	51/6.4	22/2.8	10	25	7	8
Jackson	27	32/96	.333	20/41	.488	87/3.2	81/3.0	44	45	29	43
Ranfos	5	27/63	.429	27/36	.750	92/18.4	18/3.6	19	10	4	5
Braddy	26	3/17	.176	2/8	.250	8/0.3	10/0.4	7	23	2	17
Townsend	10	19/40	.475	8/19	.421	46/4.6	48/4.8	21	30	10	11
White	30	111/290	.383	40/56	.714	274/9.1	183/6.1	26	48	47	95
Barr	0	0/0	.000	0/0	.000	0/0.0	0/0.0	0	0	0	0
Gray	30	43/130	.331	77/128	.602	163/5.4	112/3.7	93	142	50	81
Jordan	30	86/158	.544	47/60	.783	219/7.3	147/4.9	24	52	33	69
Lee	30	42/140	.300	29/42	.690	130/4.3	70/2.3	13	35	12	36
Foley	30	213/562	.379	71/95	.747	565/18.8	155/5.2	50	87	58	61
Johnson	21	19/82	.232	13/22	.591	58/2.8	55/2.6	37	63	7	26
Kopsyzwa	30	33/108	.306	14/23	.609	98/3.3	77/2.6	18	34	17	88
Johnson	27	14/44	.318	13/20	.650	42/1.6	43/1.6	4	14	2	26
Totals	30	660/1782	.370	370/562	.658	1833/61.1	1142/38.1	367	621	278	569



Dillard University
2601 Gentilly Blvd.
New Orleans, LA 70122
Fax #: 504-816-4365

Nickname: Blue Devils, Devilettes
Colors: Royal Blue and White
Enrollment: 1900
President: Dr. Michael Lomax
Fieldhouse: A.W. Dent (seats 3500)

Athletic Director

Clifford Barthe

Phone: 504-816-4534

Email: cbarthe@dillard.edu

Athletic Secretary

Rebecca Fondren

Phone: 504-816-4004

Coaching Staff:

Men's Basketball

Clifford Barthe

Phone: 504-816-4534

Women's Basketball

TBA

Phone: 504-816-4752

Women's Basketball Assistant

Desma Thomas

Phone: 504-816-4533

Tennis

James E. Branche

Phone: 504-816-4186

Home: 504-289-4412

Cross Country

Harry Cass

Phone: 504-816-4181

Volleyball

Javonne Butler

Phone: 504-816-4003

Dillard University

Athletic Trainer

Jeff Arceneaux

Phone: 504-816-4535

Sports Information/Publicity *Each head coach is responsible.*

Faculty Athletic Representative

Dr. Joy O'Shields

Phone: 504-816-4686

Fax: 504-816-4846

Registrar

Connie Seymor

Phone: 504-816-4683

Dillard Men's Basketball Statistics

Player	G	FG/ATT	PCT	FT/ATT	PCT	PTS/AVG	REB/AVG	A	TO	ST	PF
Cleaver	31	68-153	.444	55-85	.647	200-6.5	84-2.7	131	70	33	54
Jones	11	8-22	.364	8-13	.615	25-2.3	5-0.5	5	12	2	8
Mohan	29	23-69	.333	45-53	.849	97-3.3	57-2.0	55	58	24	34
Bell	30	121-187	.647	62-79	.785	304-10.1	121-4.0	63	72	26	83
Jones	31	75-176	.426	51-67	.761	243-7.8	108-3.5	34	42	20	62
Jasmine	2	0-0	.000	2-4	.500	2-1.0	2-1.0	1	0	0	3
Off	30	188-358	.525	93-122	.762	535-17.8	161-5.4	77	68	74	76
Barnes	12	1-9	.111	2-6	.333	4-0.3	16-1.3	11	14	2	8
Spellmon	20	13-33	.394	13-25	.520	39-2.0	24-1.2	7	14	9	20
Clark	30	137-215	.637	51-84	.607	327-10.9	279-9.3	22	57	18	102
Lynn	1	0-0	.000	0-0	.000	0-0.0	0-0.0	0	1	0	0
Bastian	31	84-140	.600	54-107	.505	222-7.2	140-4.5	15	42	8	71
Mercier	31	207-315	.657	62-99	.626	476-15.4	243-7.8	30	47	5	87
Totals	31	925-1677	.552	498-744	.669	2474-79.8	1302-42.0	451	497	221	608

Dillard Women's Basketball Statistics

Player	G	FG/ATT	PCT	FT/ATT	PCT	PTS/AVG	REB/AVG	A	TO	ST	PF
Montgomery	14	3-19	.158	1-2	.500	7-0.5	10-0.7	5	10	2	7
Manaió	29	19-68	.279	30-53	.566	69-2.4	40-1.4	36	46	12	29
Samuels	31	175-404	.433	64-94	.681	459-14.8	102-3.3	87	88	56	67
Johnson	24	15-39	.385	8-11	.727	45-1.9	10-0.4	10	14	3	11
Owens	31	155-330	.470	152-201	.756	471-15.2	203-6.5	84	123	70	71
Bolton	31	32-79	.405	13-23	.565	80-2.6	60-1.9	20	24	18	40
Gray	31	30-63	.476	14-27	.519	74-2.4	96-3.1	6	30	8	55
Cruse	2	3-7	.429	0-0	.000	8-4.0	2-1.0	1	1	1	2
Landry	31	74-178	.416	34-48	.708	187-6.0	91-2.9	21	54	25	52
Houston	31	115-258	.446	61-75	.813	317-10.2	223-7.2	24	67	33	79
Hagans	31	85-172	.494	49-69	.710	219-7.1	169-5.5	25	72	36	76
Totals	31	707-1624	.435	426-603	.706	1938-62.5	1084-35.0	319	529	264	489

Louisiana State University at Shreveport

One University Place

Shreveport, LA 71115

Athletic Department: 318-797-4106

Fax #: 318-798-4179



Nickname: Pilots

Colors: Royal Blue and Gold

Enrollment: 4,000

President: Dr. Vincent J. Marsala

Fieldhouse: Health & Physical Education Building

Athletic Director

Doug Robinson

Phone: 318-798-4107

Home: 318-797-7606

Email: drobinson@pilot.lsus.edu

Athletic Secretary

Sara DeBroeck

Phone: 318-797-5194

Email: sdebroec@pilot.lsus.edu

Coaching Staff:

Men's Basketball

Chad McDowell

Phone: 318-797-5194

Home: 318-207-2423

Email: cmcdowell@pilot.lsus.edu

Women's Basketball

Ronnie Howell

Phone: 318-797-5194

Home: 318-752-2946

Email: rhowell@pilot.lsus.edu

Baseball

Rocke Musgraves

Phone: 318-798-4106

Home: 318-219-0708

Email: rmusgrav@pilot.lsus.edu

Women's Soccer

Jed Jones

Phone: 318-797-5094

Email: jjones@pilot.lsus.edu

Louisiana State University at Shreveport

Sports Information/Publicity

Allan Cantwell

Phone: 318-572-6237

Email: sports@pilot.lsus.edu

Faculty Athletic Representative

Dr. Terry G. Harris

Phone: 318-797-2323

Home: 318-797-2308

Email: tharris@pilot.lsus.edu

Registrar

Jennifer Carter

Phone: 318-797-5063

Home: 318-636-4025


Email: jcarter@pilot.lsus.edu

LSU-S Men's Basketball Statistics

Player	G	FG/ATT	PCT	FT/ATT	PCT	PTS/AVG	REB/AVG	A	TO	ST	PF
Hughes	33	54/127	.425	60/67	.896	169/5.1	50/1.5	80	54	27	45
Payne	33	255/593	.430	91/117	.778	712/21.6	120/3.6	62	92	87	86
Legg	15	1/4	.250	4/6	.667	6/0.4	10/0.7	3	4	5	13
Collins	33	84/190	.442	76/104	.731	272/8.2	100/3.0	137	83	55	78
Cash	33	119/284	.419	60/105	.571	309/9.4	195/5.9	58	68	43	54
Sowell	33	164/317	.517	131/186	.704	460/13.9	231/7.0	30	70	22	96
Rose	17	21/81	.259	16/20	.800	68/4.0	25/1.5	8	21	7	13
Simmons	7	4/7	.571	2/5	.400	11/1.6	1/0.1	3	0	2	3
Rogers	33	195/412	.473	99/129	.767	562/17.0	170/5.2	53	69	54	95
Malveaux	29	35/79	.443	13/29	.448	83/2.9	71/2.4	6	20	9	62
DePriest	1	0/0	.000	0/0	.000	0/0.0	0/0.0	0	0	0	0
Saxson	25	30/68	.441	25/42	.595	85/3.4	100/4.0	11	22	11	66
Totals	33	962/2162	.445	577/810	.712	2737/82.9	1182/35.8	451	511	322	613

LSU-S Women's Basketball Statistics

Player	G	FG/ATT	PCT	FT/ATT	PCT	PTS/AVG	REB/AVG	A	TO	ST	PF
Hughes	1	0/0	.000	0/0	.000	0/0.0	0/0.0	0	0	0	0
Turrentline	11	1/7	.143	0/0	.000	2/0.2	1/0.1	3	9	0	3
Neck	18	31/127	.244	20/26	.769	95/5.3	29/1.6	28	49	18	25
Abby	21	3/20	.150	4/7	.571	13/0.6	6/0.3	7	21	3	6
Stafford	29	139/385	.361	62/84	.738	393/13.6	127/4.4	95	128	55	87
Monette	29	96/214	.449	73/102	.716	265/9.1	224/7.7	25	82	46	66
Cooper	29	70/213	.329	28/43	.651	211/7.3	96/3.3	50	80	34	92
Vallette	4	7/16	.438	3/4	.750	18/4.5	10/2.5	4	10	5	6
Coleman	26	36/99	.364	41/62	.661	113/4.3	56/2.2	8	42	14	45
Hogg	29	100/252	.397	50/85	.588	281/9.7	125/4.3	54	120	65	81
Spyhalski	21	23/72	.319	25/36	.694	71/3.4	71/3.4	13	25	10	58
Beck	22	13/36	.361	11/14	.786	38/1.7	18/0.8	6	25	8	29
Tieuel	10	2/9	.222	1/2	.500	5/0.5	5/0.5	1	6	3	4
Case	12	2/3	.667	2/3	.667	6/0.5	4/0.3	1	3	0	0
Hicks	18	34/69	.493	13/19	.684	82/4.6	56/3.1	7	22	9	19
Totals	29	557/1522	.366	333/487	.684	1593/54.9	909/31.3	302	629	270	521



Loyola University
Recreational Sports Complex, Box 53
6363 St. Charles Ave.
New Orleans, LA 70118
Fax #: 504-864-7380

Nickname: Wolfpack
Colors: Maroon and Gold
Enrollment: 5,000

President: Rev. Kevin Wildes, S.J.

Fieldhouse: The Den (Loyola Sports Complex)

Athletic Director

Dr. Michael Giorlando

Phone: 504-864-7711

Home: 225-761-7778

Email: giorland@loyno.edu

Assistant Athletic Director

Michael "Doc" Beeman

Phone: 504-864-7392

Administrative Assistant

Doris Bordelon

Phone: 504-864-7225

Email: dsbordel@loyno.edu

Coaching Staff:

Men's Basketball

Dr. Michael Giorlando

Phone: 504-864-7711

Home: 225-761-7778

Email: giorland@loyno.edu

Women's Basketball

DoBee Plaisance

Phone: 504-864-7577

Home: 504-361-3008

Email: mplaisan@loyno.edu

Loyola University

Baseball

**Track/Cross Country
(Men's & Women's)**

Women's Soccer

Volleyball

Sports Information Director

Faculty Athletic Representative

P.O. Box 107
New Orleans, LA 70118

Registrar

Michael "Doc" Beeman

Phone: 504-864-7392

Al Seither

Phone: 504-864-7395

Home: 504-271-3135

Email: aseither@loyno.edu

Emmy Therrell

Phone: 504-864-7398

Home: 504-834-8852

Email: therrell@loyno.edu

Thomas Harold

Phone: 504-864-7397

Home: 504-833-5995

Email: tharold@loyno.edu

Brett Simpson

Phone: 504-864-7396

Home: 504-861-9163

Email: bsimpson@loyno.edu

Fr. David Boileau

Phone: 504-865-3940

Home: 504-866-6006

Fax: 504-865-3948

Email: daboileau@loyno.edu

Kathy Gros

Phone: 504-865-3552


Email: kgros@loyno.edu

Loyola University Men's Basketball Stats

Player	G	FG/ATT	PCT	FT/ATT	PCT	PTS/AVG	REB/AVG	A	TO	ST	PF
Kinsley	25	22/60	.367	1/3	.333	58/2.3	25/1.0	3	17	6	20
Hernandez	32	123/294	.418	117/159	.736	428/13.4	121/3.8	90	120	44	85
Bunn	32	84/225	.373	35/50	.700	257/8.0	99/3.1	39	86	17	66
McCall	31	65/200	.325	28/37	.757	201/6.5	114/3.7	38	48	10	65
Tyson	32	100/210	.476	24/33	.727	256/8.0	190/5.9	46	72	21	100
McGovern	8	4/10	.400	0/1	.000	9/1.1	2/0.3	3	6	1	7
Truax	0	0/0	.000	0/0	.000	0/0.0	0/0.0	0	0	0	0
Barnitz	29	13/31	.419	4/5	.800	38/1.3	20/0.7	7	9	4	15
Senna	32	59/114	.518	12/30	.400	130/4.1	126/3.9	33	38	9	51
Schmidt	31	128/293	.437	63/87	.724	387/12.5	82/2.6	59	73	13	82
Amond	6	0/1	.000	2/2	.000	2/0.3	2/0.3	2	0	1	3
Olivard	32	99/182	.544	58/117	.726	283/8.8	111/3.5	25	104	3	87
Totals	32	697/1620	.430	371/524	.708	2049/64.0	987/30.8	345	588	129	584

Loyola University Women's Basketball Stats

Player	G	FG/ATT	PCT	FT/ATT	PCT	PTS/AVG	REB/AVG	A	TO	ST	PF
George	15	11/32	.344	7/8	.875	36/2.4	16/1.1	5	13	3	16
Fiedler	31	72/182	.396	22/37	.595	183/5.9	109/3.5	13	58	23	41
Carey	20	11/26	.423	4/7	.571	28/1.4	9/0.5	8	11	3	8
Pilgreen	32	94/233	.403	25/32	.781	247/7.7	86/2.7	49	58	31	57
Schork	32	146/381	.383	20/33	.606	431/13.5	61/1.9	44	99	43	68
Hernandez	13	4/16	.250	3/4	.750	15/1.2	8/0.6	1	0	2	3
Bordelon	32	93/239	.389	145/186	.780	342/10.7	101/3.2	218	147	81	83
Holland	32	152/388	.392	49/68	.721	379/11.8	313/9.8	69	46	73	87
Martinez	15	8/20	.400	7/8	.875	23/1.5	21/1.4	1	9	1	9
Bilinski	32	170/315	.540	116/165	.703	458/14.3	238/7.4	29	58	70	75
Totals	32	761/1832	.415	398/548	.726	2142/66.9	1085/33.9	437	511	330	449



University of Mobile

P.O. Box 13220

Mobile, AL 36663-0220

Physical Address: 5737 College Parkway

Mobile, AL 36663

Fax #: 251-442-2499

www.umobile.edu

Nickname: Rams

Colors: Maroon and White

Enrollment: 2000

President: Dr. Mark Foley

Fieldhouse: H. Austill Pharr (Seats 1500)

Athletic Director

Craig Bogar

Phone: 251-442-2279

Home: 251-621-3404

Email: cbogar@mail.umobile.edu

Secretary

Cindy Kelly

Phone: 251-442-2278

Email: ckelly@mail.umobile.edu

Coaching Staff:

Men's Basketball

Joe Niland

Phone: 251-442-2288

Home: 251-661-4743

Assistant

Sam Coates

Phone: 251-442-2399

Home: 251-621-5502

Women's Basketball

Martha Gore-Algernon

Phone: 251-442-2260

Home: 251-675-2775

Cell: 251-533-6080

Email: goremartha@hotmail.com

Assistant

Michael Berry

Phone: 251-442-2400

Cell: 251-545-6323

Email: coachberry@usa.com

University of Mobile

Baseball

Mike Jacobs

Phone: 251-442-2228

Home: 251-666-1775

Assistant

Chris Rose

Phone: 251-442-2306

Cell: 251-786-5558

Email: chrisr@mail.umobile.edu

Softball

Becky Clark

Phone: 251-442-2277

Email: bclarkum@aol.com

Assistant

Rachel Murray

Phone: 251-442-2277

Cell: 251-716-5001

Men's Soccer

Peter Fuller

Phone: 251-442-2363

Home: 251-679-7575

Cell: 251-583-4711

Assistant

Brian Person

Phone: 251-442-2397

Home: 251-442-3743

Women's Soccer

Uwe Tiffl

Phone: 251-442-2364

Cell: 251-895-1741

Assistant

Remi Roy

Phone: 251-442-2397

Men's & Women's Golf

Terry Hopper

Phone: 251-442-2258

Home: 251-675-4694

Email: mobilegolf@hotmail.com

University of Mobile

Women's Tennis

Uwe Tittl

Phone: 251-442-2334

Cell: 251-895-1741

Cheerleading Coach

Amy Mercer

Phone: 251-442-2365

Home: 251-442-0240

Head Trainer

Jinni Frisbey

Phone: 251-442-2361

Cell Ph: 251-454-8283

Email: jfrisbey21@juno.com

Sports Information/Publicity

Josh Ginsberg

Phone: 251-442-2264

Home: 251-209-5243

Email: walkmobile@aol.com

Faculty Athletic Representative

Dr. John Runda

Phone: 251-442-2345

Home: 251-987-5111

Registrar

Donald Berry

Phone: 251-442-2203

University of Mobile Men's Basketball Statistics

Player	G	FG/ATT	PCT	FT/ATT	PCT	PTS/AVG	REB/AVG	A	TO	ST	PF
Frasier	26	82/189	.434	27/43	.628	220/8.5	39/1.5	24	42	11	57
Feagin	39	120/268	.448	110/162	.679	360/9.2	163/4.2	174	110	52	100
Amunugama	35	27/57	.474	38/53	.717	98/2.8	32/0.9	22	37	13	43
Burgess	39	120/267	.449	45/70	.643	325/8.3	63/1.6	44	55	27	60
Palmer	37	113/268	.422	45/69	.652	327/8.8	91/2.5	34	42	40	62
Sullivan	37	31/60	.517	16/39	.410	78/2.1	69/1.9	5	31	8	62
Jordan	26	38/72	.528	11/16	.688	89/3.4	47/1.8	6	25	4	51
Hopkins	9	2/3	.667	0/0	.000	5/0.6	1/0.1	0	1	0	0
Loucks	37	70/145	.483	28/55	.509	171/4.6	130/3.5	26	42	26	97
Bolden	36	83/169	.491	50/70	.714	233/6.5	88/2.4	50	49	53	112
Evans	12	1/4	.250	0/0	.000	2/0.2	6/0.5	1	1	0	1
Perry	39	219/473	.463	114/180	.633	589/15.1	250/6.4	68	101	35	76
Lewis	39	179/278	.644	137/232	.591	495/12.7	277/7.1	23	102	32	96
Timmons	28	15/34	.441	5/11	.455	35/1.3	19/0.7	8	18	5	33
Totals	39	1100/2287	.481	626/1000	.626	3027/77.6	1462/37.5	485	679	306	850

University of Mobile Women's Basketball Statistics

Player	G	FG/ATT	PCT	FT/ATT	PCT	PTS/AVG	REB/AVG	A	TO	ST	PF
Martens	28	28/86	.326	8/10	.800	74/2.6	37/1.3	33	46	12	30
Barber	29	66/200	.330	27/34	.794	181/6.2	63/2.2	63	105	17	43
Farmer	23	27/65	.415	1/2	.500	67/2.9	17/0.7	19	22	1	11
Saragusa	29	45/134	.336	30/42	.714	135/4.7	64/2.2	33	49	14	27
Rybarczyk	29	110/210	.524	43/76	.566	263/9.1	170/5.9	20	38	12	29
Lattimore	30	108/226	.478	37/49	.755	280/9.3	67/2.2	47	65	81	55
Cole	9	12/26	.462	3/4	.750	32/3.6	7/0.8	4	10	3	3
Lilly	30	81/194	.418	15/54	.278	193/6.4	144/4.8	91	93	48	66
Boykin	2	0/0	.000	0/0	.000	0/0.0	0/0.0	0	0	0	0
Chandler	29	70/164	.427	41/65	.631	181/6.2	143/4.9	19	72	21	70
Leary	27	32/58	.552	7/17	.412	71/2.6	55/2.0	6	33	10	43
Williams	8	6/7	.857	1/5	.200	13/1.6	12/1.5	2	2	0	2
Coston	29	168/327	.514	113/174	.649	449/15.5	270/9.3	49	95	32	72
Totals	30	753/1697	.444	326/532	.613	1939/64.6	1202/40.1	386	644	251	451

SUNO KNIGHTS



Southern University in New Orleans

6400 Press Drive
New Orleans, LA 70126
Fax #: 504-284-5520

Nickname: SUNO Knights
Colors: Blue & Gold
Enrollment: 5100
President: Dr. Leon K. Tarver II
Chancellor: Dr. Press Robinson

Athletic Director

Earl R. Hill

Phone: 504-286-5192
Home: 504-925-9742

Coaching Staff:

Men's Basketball

Earl R. Hill

Phone: 504-286-5192
Home: 504-925-9742

Assistant

Elston King

Phone: 504-286-5197
Home: 504-948-2489

Women's Basketball

Elston King

Phone: 504-286-5197
Home: 504-948-2489

Cross Country and Track (Men and Women)

Stephanie Minto

Phone: 504-286-5332

Sports Information/Publicity

Earl R. Hill

Phone: 504-286-5192

Faculty Athletic Representative

Dr. Vincent Johnson

Phone: 504-286-5141
Email: vjohnson@suno.edu

Registrar

Gilda Davis

Phone: 504-286-5176

SUNO Men's Basketball Statistics

Player	G	FGM/ATT	PCT	FTM/ATT	PCT	PTS/AVG	REB/AVG	A	ST	PF
Clark	26	174-324	.537	97-140	.693	468-18.0	155-6.0	71	57	71
Williams	23	76-145	.524	104-133	.782	256-11.1	87-3.8	15	19	58
Youngblood	13	21-54	.389	12-17	.706	54-4.2	18-1.4	8	12	25
Irvin	23	0-3	.000	0-2	.000	0-0.0	5-0.2	8	1	18
Bowden	5	7-12	.583	10-12	.833	25-5.0	2-0.4	1	1	4
Banks	1	0-0	.000	0-0	.000	0-0.0	0-0.0	0	0	0
Harthorne	29	51-128	.398	23-28	.821	143-4.9	35-1.2	37	38	54
Edwards	15	30-80	.375	17-25	.680	89-5.9	32-2.1	12	6	37
Ferriar	26	146-299	.488	181-243	.745	506-19.5	235-9.0	54	75	75
Coleman	26	10-29	.345	12-19	.632	33-1.3	22-0.8	6	4	22
Porter	29	154-319	.483	135-174	.776	466-16.1	138-4.8	65	48	83
Aye	25	20-38	.526	6-8	.750	57-2.3	22-0.9	6	4	22
Pitire	21	20-50	.400	14-26	.538	55-2.6	62-3.0	5	4	52
Santos	29	47-104	.452	47-83	.566	141-4.9	151-5.2	20	14	68
McKnight	4	2-6	.333	0-0	.000	4-1.0	3-0.8	0	0	2
Totals	29	758-1591	.476	658-910	.723	2297-79.2	1026-35.4	308	283	591

SUNO Women's Basketball Statistics

Player	G	FGM/ATT	PCT	FTM/ATT	PCT	PTS/AVG	REB/AVG	A	ST	PF
Lewis	10	19-49	.388	8-15	.533	46-4.6	17-1.7	15	14	17
Simon	5	1-5	.200	1-2	.500	3-0.6	3-0.6	0	1	4
Stemley	22	15-41	.366	9-17	.529	40-1.8	40-1.8	38	28	13
Shelly	4	1-2	.500	0-0	.000	2-0.5	1-0.3	0	0	3
Beverly	17	4-11	.364	0-2	.000	9-0.5	11-0.6	7	1	19
Goodspeed	27	165-332	.497	100-130	.769	439-16.3	108-4.0	40	54	62
Hearn	25	32-67	.478	33-53	.623	97-3.9	94-3.8	48	26	33
Pichon	18	6-25	.240	2-4	.500	19-1.1	16-0.9	7	7	11
Marshall	16	23-87	.264	15-32	.469	61-3.8	111-6.9	26	17	37
Jones	24	39-113	.345	35-55	.636	113-4.7	106-4.4	21	25	52
Jack	16	14-37	.378	7-15	.467	37-2.3	10-0.6	8	9	9
Northern	27	183-369	.496	155-224	.692	523-19.4	229-8.5	21	37	65
Dixon	26	46-116	.397	19-36	.528	111-4.3	81-3.1	8	21	63
Wilson	27	90-270	.333	56-80	.700	291-10.8	95-3.5	101	37	62
Corbin	13	10-19	.526	5-9	.556	25-1.9	27-2.1	0	4	12
Totals	27	648-1543	.420	445-674	.660	1816-67.3	995-36.9	340	281	462

Spring Hill College

4000 Dauphin Street

Mobile, AL 36608-0220

Athletic Department: 251-380-3485

Fax #: 251-460-2196

Nickname: Badgers, Lady Badgers

Colors: Purple and White

Enrollment: 1200

President: Fr. Gregory F. Lucey, S.J.

Fieldhouse: Outlaw Recreation Center (2,000)



Athletic Director

Doug Mosley

Phone: 251-380-4461

Email: dmosley@shc.edu

Assistant Athletic Director

Lesley Kellison

Phone: 251-380-3487

Email: lkellison@shc.edu

Athletic Secretary

Kimberly Anderson

Phone: 251-380-3485

Email: kanderson@shc.edu

Coaching Staff:

Men's Basketball

Robert Thompson

Phone: 251-380-4460

Email: rthompson@shc.edu

Women's Basketball

Terry Fowler

Phone: 251-380-3488

Email: coachfowler@shc.edu

Baseball

Frank Sims

Phone: 251-380-3486

Email: fsims@shc.edu

Cross Country

TBA

(Men's and Women's)

Phone: 251-380-3485

Spring Hill College

Golf (Men's)

Steve Hodges

Phone: 251-380-4659

Email: shcgolf1@aol.com

Golf (Women's)

Duke Ankiewicz

Phone: 251-380-4659

Email: dankie572@aol.com

Soccer (Men's & Women's)

TBA

Phone: 251-380-3491

Tennis (Men's & Women's)

TBA

Phone: 251-380-3490

Softball

Coby Mackin

Phone: 251-380-3489

Email: cmackin@shc.edu

Swimming (Men's & Women's)

John Hartman

Phone: 251-380-4462

Email: jhartman@shc.edu

Volleyball

Gretchen Speed

Phone: 251-380-4475

Email: gspeed@shc.edu

Sports Information/Publicity

Adam Prendergast

Phone: 251-380-4468

Email: aprendergast@shc.edu

Faculty Athletic Representative

Dr. James Larriviere

Phone: 251-380-4453

Registrar

Stuart Moore

Phone: 251-380-2240


Email: smoore@shc.edu

Spring Hill College Men's Basketball Statistics

Player	G	FG/ATT	PCT	FT/ATT	PCT	PTS/AVG	REB/AVG	A	TO	ST	PF
Encalarte	8	0/4	.000	1/2	.500	1/0.1	2	2	4	0	3
Williams	35	161/367	.439	77/108	.713	469/13.4	104	94	80	38	87
Bibler	35	94/229	.410	88/119	.739	341/9.7	137	158	115	41	58
Woolridge	15	38/75	.507	9/11	.818	99/6.6	34	2	17	6	25
Matthews	35	91/206	.442	51/78	.654	261/7.5	100	60	74	42	89
Garcia	8	3/9	.333	1/3	.333	9/1.1	5	2	1	1	3
DuVentre	35	198/421	.470	39/56	.696	496/14.2	81	67	67	46	79
Giveans	9	2/4	.500	0/0	.000	5/0.6	1	0	2	1	0
Corshier	9	1/2	.500	0/0	.000	2/0.2	1	1	1	0	0
Daldwin	25	82/170	.482	62/85	.729	226/9.0	112	13	40	21	73
orget	32	72/151	.477	32/47	.681	176/5.5	113	27	61	29	97
Miernicki	33	64/126	.508	25/50	.500	155/4.7	132	22	66	22	87
Lonse	34	36/85	.424	4/14	.286	73/2.2	63	6	41	3	58
Totals	35	842/1849	.455	389/573	.679	2316/66.2	1058	454	587	250	659

Spring Hill College Women's Basketball Statistics

Player	G	FG/ATT	PCT	FT/ATT	PCT	PTS/AVG	REB/AVG	A	TO	ST	PF
Willey	29	78/218	.358	43/55	.782	220/7.6	83	55	65	42	59
Maker	10	1/11	.091	1/4	.250	3/0.3	6	1	1	2	1
McHugh	30	56/184	.304	28/41	.683	182/6.1	60	64	61	34	44
Rodriguez	30	119/247	.482	60/78	.769	309/10.3	126	91	81	55	64
Young	30	77/209	.368	24/42	.571	225/7.5	88	28	46	35	43
owler	30	14/50	.280	19/44	.432	47/1.6	53	14	36	9	43
Cardenas	23	17/38	.447	1/3	.333	39/1.7	28	5	11	6	14
Witer	28	41/147	.320	49/66	.742	154/5.5	134	7	34	9	51
Pendergast	30	102/209	.488	48/58	.828	252/8.4	96	38	48	18	76
astman	9	5/13	.385	0/0	.000	12/1.3	13	2	4	2	0
hields	19	12/22	.545	12/19	.632	36/1.9	24	1	22	2	18
Houy	30	82/228	.360	64/84	.762	252/8.4	161	37	93	43	75
Totals	31	610/1576	.387	349/494	.706	1731/55.8	986	343	515	257	488



Tougaloo College
500 West County Line Rd
Tougaloo, MS 39174
Fax #: 601-978-1309

Nickname: Bulldogs, Lady Bulldogs

Colors: Royal Blue and Scarlet Red

Enrollment: 1,000

President: Mrs. Beverly Hogan

Fieldhouse: George A & Ruth B. Owens Health & Wellness Center (Seats 2500)

Athletic Director

James H. Turner

Phone: 601-977-7809

Home: 601-847-3446

Email: james.turner@pop.tougaloo.edu

Coaching Staff:

Men's Basketball

James H. Turner

Phone: 601-977-7809

Home: 601-847-3446

Assistant

Broderick Owens

Phone: 601-978-1097

Home: 601-362-6253

Women's Basketball

Kanika Collins

Phone: 601-978-1098

Assistant

Charles Orr

Phone: 601-978-1098

Home: 601-371-0115

Assistant

Kelly Banks Williams

Phone: 601-978-1098

Cross Country

Paul Scott

Phone: 601-978-1096

Golf

Cyril Fisher

Phone: 601-978-1086

Home: 601-978-1086

Tennis

Curtis Shaw

Phone: 601-977-7719

Tougaloo College

ports Information/Publicity

Kanika Collins

Phone: 601-978-1098

aculty Athletic Representative

Dr. James Coleman

Phone: 601-977-7887

Home: 601-981-9006

egistrar

Carolyn Evans

Phone: 601-977-7765



William Carey College
 498 Tuscan Avenue
 Hattiesburg, MS 39401-9913
 Fax #: 601-318-6550

Nickname: Crusaders, Lady Saders
Colors: Red, White, Black
Enrollment: 2650
President: Dr. Larry Kennedy

Gulfport

1856 Beach Drive
Gulfport, MS 39507

New Orleans

3939 Gentilly Blvd.
New Orleans, LA 70126

Athletic Director

Steve Knight

Phone: 601-318-6415
 Home: 601-268-7039
 Fax: 601-318-6550
 Email: sknight@wmcarey.edu

Coaching Staff:

Men's Basketball

Steve Knight

Phone: 601-318-6415
 Home: 601-268-7039
 Email: sknight@wmcarey.edu

Assistant

Tracy English

Phone: 601-318-6111
 Home: 601-261-2441
 Email: tenglish@wmcarey.edu

Assistant

LaRon Brumfield

Phone: 601-318-6771
 Home: 601-584-6336
 Email: lbrumfield@wmcarey.edu

Women's Basketball

Tracy English

Phone: 601-318-6111
 Home: 601-261-2441
 Email: tenglish@wmcarey.edu

Assistant

D. J. Pulley

Phone: 601-318-6111
 Home: 601-758-3690

William Carey College

Baseball

Bobby Halford

Phone: 601-318-6110
Home: 601-264-1550
Fax: 601-318-6200
Email: bhalford@wmcarey.edu

Softball

Wendy Hogue

Phone: 601-318-6551
Home: 601-583-4111
Fax: 601-318-6200
Email: whogue@wmcarey.edu

Soccer (Men's & Women's)

Nigel Boulton

Phone: 601-318-6401
Home: 601-261-3027
Fax: 601-318-6200
Email: nboulton@wmcarey.edu

Men's Golf

D. J. Pulley

Phone: 601-318-6111
Home: 601-758-3690
Email: djpulley@wmcarey.edu

ports Information/Publicity

D. J. Pulley

Phone: 601-318-6111
Home: 601-758-3690
Email: djpulley@wmcarey.edu

aculty Athletic Representative

Dr. E. Milton Wheeler

Phone: 601-318-6165
Home: 601-268-3126
Fax: 601-318-6454

Registrar

Cathy VanDevender

Phone: 601-318-6195
Fax: 601-318-6196
Email: cvandevender@wmcarey.edu

William Carey College Men's Basketball Statistics

Player	G	FG/ATT	PCT	FT/ATT	PCT	PTS/AVG	REB/AVG	A	TO	ST	PF
Moultrie	24	71/182	.390	42/72	.583	224/9.3	114/4.8	68	71	23	49
Anderson	31	33/78	.423	13/15	.867	103/3.3	55/1.8	18	22	9	14
Ricks	7	0/4	.000	1/2	.500	1/0.1	1/0.1	0	1	2	0
Payton	5	4/11	.364	1/3	.333	11/2.2	4/0.8	10	11	6	14
Salter	30	26/57	.456	9/17	.529	61/2.0	66/2.2	11	18	7	52
Anderson	30	14/49	.286	19/27	.704	49/1.6	39/1.3	31	46	16	29
Brown	30	27/80	.338	11/21	.524	81/2.7	46/1.5	27	35	15	47
Turner	11	53/132	.402	23/34	.676	159/14.5	48/4.4	20	24	18	33
McKinley	32	60/110	.545	29/54	.537	149/4.7	78/2.4	12	23	3	32
Robins	32	177/308	.575	76/112	.679	446/13.9	180/5.6	42	79	41	72
Moody	30	86/178	.483	28/44	.636	200/6.7	106/3.5	15	53	14	73
McCrory	33	96/203	.473	46/72	.639	241/7.3	177/5.4	27	39	18	84
Maravich	25	154/359	.429	151/198	.763	520/20.8	97/3.9	78	95	28	41
Barnes	33	107/258	.415	59/93	.634	298/9.0	81/2.5	62	84	39	73
Totals	33	908/2009	.452	508/764	.665	2543/77.1	1234/37.4	421	609	239	615

William Carey College Women's Basketball Statistics

Player	G	FGM/ATT	PCT	FTM/ATT	PCT	PTS/AVG	REB/AVG	A	TO	ST	PF
Nicks	12	4-11	.364	2-4	.500	11-0.9	8-0.7	2	13	2	12
Evans	27	73-218	.335	40-74	.541	211-7.8	64-2.4	37	63	50	55
Marshall	22	8-29	.276	5-8	.625	25-1.1	17-0.8	8	21	3	8
Levy	24	66-172	.384	56-83	.675	213-8.9	68-2.8	34	60	20	42
Evans	27	72-214	.336	46-70	.657	204-7.6	75-2.8	49	85	42	74
Cooley	27	67-177	.379	19-33	.576	171-6.3	133-4.9	61	42	42	58
Hollingsworth	27	42-122	.344	35-53	.660	127-4.7	150-5.6	2	29	14	51
McKinley	27	122-261	.467	87-130	.669	344-12.7	179-6.6	24	90	55	69
Holloway	20	15-44	.341	7-12	.583	42-2.1	17-0.8	12	24	6	15
Thompson	12	1-4	.250	0-0	.000	2-0.2	2-0.2	0	1	0	4
McGill	22	70-217	.323	9-19	.474	189-8.6	95-4.3	25	48	23	33
Lockhart	26	33-95	.347	22-35	.629	88-3.4	79-3.0	12	26	16	45
Clarke	7	2-6	.333	0-0	.000	5-0.7	0-0.0	0	0	1	4
Newsome	5	17-36	.472	9-10	.900	43-8.6	24-4.8	5	22	3	18
Bartee	14	2-7	.286	0-0	.000	4-0.3	11-0.8	2	7	3	7
Totals	27	594-1613	.368	337-531	.635	1679-62.2	1051-38.9	273	550	280	495

Xavier University of Louisiana

Address: 1 Drexel Drive

New Orleans, LA 70125

Fax #: 504-520-7934



Nickname: Gold Rush, Gold Nuggets

Colors: White and Gold

Enrollment: 3800

President: Dr. Norman C. Francis

Fieldhouse: The Barn (Seats 1200)

Athletic Director

Dennis Cousin

Phone: 504-520-7330

Home: 985-643-8185

Email: dcousin@xula.edu

Athletic Administrative Assistant

Alma Henderson

Phone: 504-520-7329

Email: ahenders@xula.edu

Coaching Staff:

Men's Basketball

Dannton Jackson

Phone: 504-520-5448

Home: 504-482-8483

Email: djackson@xula.edu

Assistant

Jason Flanigan

Phone: 504-520-6778

Women's Basketball

Robert Browder

Phone: 504-520-7333

Home: 504-486-3898

Email: dbrowder@xula.edu

Assistant

Darrilyn Broussard

Phone: 504-520-7513

Home: 504-361-1444

Email: dbrouss1@xula.edu

Xavier University

Cross Country and Track

(Men's and Women's)

Tennis (Men's and Women's)

Volleyball

TBA

Phone: 504-520-7330

Alan Green

Phone: 504-520-5008

Greg Castillo

Phone: 504-520-6798

Home: 504-361-5931

Email: gcastill@xula.edu

Bambi Hall

Phone: 504-520-5707

Home: 504-234-7461

Fax: 504-520-7983

Email: brhall@xula.edu

Kris Turner

Phone: 504-520-5007

Sterling Steward

Phone: 504-520-7334

Home: 504-812-9275

Email: ssteward@xula.edu

Sr. Grace Mary Flickinger

Phone: 504-520-7526

Home: 504-482-0917

Fax: 504-485-7918

Email: gflickin@xula.edu

Jo Ann Taylor

Phone: 504-520-7599

Home: 504-482-2239

Email: jtaylor@xula.edu

Sports Information/Publicity

Head Athletic Trainer

Recreational Sports Director

Faculty Athletic Representative

Registrar

Xavier University Men's Basketball Statistics

Player	G	FGM/ATT	PCT	FTM/ATT	PCT	PTS/AVG	REB/AVG	AST	TO	ST	PF
Amilton	31	52-124	.419	24-49	.490	141-4.5	52-1.7	42	45	21	42
Collins	21	36-87	.414	18-41	.439	90-4.3	63-3.0	13	28	10	51
Ekour	3	1-8	.125	0-0	.000	3-1.0	9-3.0	4	4	3	8
Stewart	21	47-124	.379	35-41	.854	164-7.8	25-1.2	33	25	13	27
Arnado	31	71-171	.415	73-87	.839	246-7.9	85-2.7	160	111	64	59
odge	2	0-0	.000	0-0	.000	0-0.0	0-0.0	0	0	0	0
Rimmer	2	8-20	.400	3-4	.750	21-10.5	9-4.5	11	11	5	5
Graddick	29	41-78	.526	12-40	.300	100-3.4	60-2.1	82	48	29	35
ixon	20	35-80	.438	0-2	.000	95-4.8	9-0.5	6	7	5	10
Major	23	82-193	.425	85-109	.780	283-12.3	67-2.9	58	56	37	41
Harper	31	155-264	.587	91-143	.636	412-13.3	157-5.1	46	72	32	91
Green	31	169-284	.595	51-126	.643	419-13.5	196-6.3	17	76	35	94
Leonard	31	106-211	.502	71-115	.617	288-9.3	156-5.0	42	48	29	75
Shaolu	28	55-102	.539	36-59	.610	146-5.2	110-3.9	9	36	7	43
Totals	31	585-1746	.491	529-816	.648	2408-77.7	1087-35.1	523	586	290	581

Xavier University Women's Basketball Statistics

Player	G	FGM/ATT	PCT	FTM/ATT	PCT	PTS/AVG	REB/AVG	AST	TO	ST	PF
Thompson	16	4-18	.222	5-9	.556	13-0.8	5-0.3	6	20	7	13
Hull	33	25-100	.250	2-4	.500	69-2.1	28-0.8	28	40	16	44
Robinson	32	60-149	.403	12-19	.632	165-5.2	77-2.4	51	30	45	49
Whitmore	25	5-17	.294	9-16	.563	20-0.8	18-0.7	11	26	11	11
Matthews	33	81-169	.479	32-49	.653	200-6.1	90-2.7	24	51	30	39
Williams	33	97-245	.396	74-101	.733	300-9.1	118-3.6	124	110	119	79
Cleaves	33	117-285	.411	52-66	.788	341-10.3	97-2.9	86	52	75	67
Amilton	33	36-94	.383	13-23	.565	85-2.6	71-2.2	15	35	15	49
ones	29	21-69	.304	22-32	.688	64-2.2	63-2.2	5	29	7	23
ucker	33	177-339	.522	72-106	.679	427-12.9	216-6.5	65	76	61	77
ash	27	29-69	.420	30-43	.698	88-3.3	64-2.4	6	20	7	25
Williams	27	85-167	.509	21-37	.568	201-7.4	117-4.3	31	36	20	46
eters	32	105-234	.449	48-63	.762	269-8.4	181-5.7	35	56	28	77
Alexander	28	16-64	.250	7-13	.538	39-1.4	44-1.6	8	27	11	34
Miller	29	13-50	.260	17-39	.436	44-1.5	44-1.5	13	19	5	27
Totals	33	871-2069	.421	416-620	.671	2325-70.5	1319-40.0	508	653	457	661

2004-2005 Men's Basketball Team Statistics GCAC Standings

FINAL REGULAR SEASON STANDINGS Men's Basketball

Team	Conference Games			Overall Record		
	W	L	PCT	W	L	PCT
SUNO	13	5	.722	18	7	.720
Xavier	13	5	.722	23	6	.793
Mobile	13	5	.722	23	9	.719
LSU-S	12	6	.667	20	11	.645
Dillard	12	6	.667	22	9	.710
William Carey	9	9	.500	15	17	.469
Spring Hill	6	12	.333	15	17	.469
Tougaloo	5	13	.278	5	21	.192
Belhaven	4	14	.222	9	19	.321
Loyola	3	15	.167	6	25	.194

TEAM SCORING OFFENSE

SCHOOL	W-L	G	POINTS	AVG
LSU-S	20-11	33	2737	82.9
Dillard	22-9	32	2552	79.8
SUNO	18-7	29	2297	79.2
Mobile	23-9	40	3125	78.1
Xavier	23-6	31	2408	77.7
William Carey	15-17	33	2543	77.1
Belhaven	9-19	29	2108	72.7
Tougaloo	5-21	27	1842	68.2
Spring Hill	15-17	35	2316	66.2
Loyola	6-25	32	2049	64.0

TEAM SCORING DEFENSE

SCHOOL	W-L	G	POINTS	AVG
Spring Hill	15-17	35	2319	66.3
Mobile	23-9	40	2801	70.0
Xavier	23-6	31	2212	71.4
Dillard	22-9	32	2286	71.4
SUNO	18-7	29	2099	72.4
Tougaloo	5-21	27	1988	73.6
Loyola	6-25	32	2382	74.4
Belhaven	9-19	29	2249	77.6
LSUS	20-11	33	2652	80.4
William Carey	15-17	33	2658	80.6

TEAM SCORING MARGIN

SCHOOL	W-L	G	OWN POINTS	OPP POINTS	+/-
Dillard	22-9	32	79.75	71.44	8.31
Mobile	23-9	40	78.13	70.03	8.10
SUNO	18-7	29	79.21	72.38	6.83
Xavier	23-6	31	77.68	71.35	6.32
LSU-S	20-11	33	82.94	80.36	2.58
Spring Hill	15-17	35	66.17	66.26	-0.09
William Carey	15-17	33	77.06	80.55	-3.49
Belhaven	9-19	29	72.69	77.55	-4.86
Tougaloo	5-21	27	68.22	73.63	-5.41
Loyola	6-25	32	64.03	74.44	-10.41

TEAM REBOUNDING MARGIN

SCHOOL	G	OWN REB.	OPP REB.	+/-
Dillard	32	41.94	33.50	8.44
SUNO	29	35.38	29.31	6.07
Mobile	40	37.48	33.50	3.98
Belhaven	29	35.97	33.17	2.79
Xavier	31	35.07	34.61	0.45
William Carey	33	37.39	39.00	-1.61
LSU-S	33	35.82	38.52	-2.70
Spring Hill	35	30.23	34.43	-4.20
Loyola	32	30.84	35.66	-4.81
Tougaloo	27	28.26	36.22	-7.96

TEAM FIELD GOAL PERCENTAGE


SCHOOL	G	FGM	FGA	PCT.
Dillard	32	956	1744	.548
Xavier	31	858	1746	.491
Mobile	40	1137	2359	.482
SUNO	29	758	1591	.476
Belhaven	29	786	1687	.466
Spring Hill	35	842	1849	.455
William Carey	33	908	2009	.452
LSU-S	33	962	2162	.445
Loyola	32	697	1620	.430
Tougaloo	27	690	1608	.429

TEAM 3-POINT FIELD GOAL PERCENTAGE

SCHOOL	G	3PT FGM	3PT FGA	PCT.
Dillard	32	130	341	.381
Loyola	32	284	751	.378
SUNO	29	123	327	.376
Spring Hill	35	243	651	.373
Xavier	31	163	458	.356
LSU-S	33	236	679	.348
Mobile	40	207	627	.330
William Carey	33	219	663	.330
Belhaven	29	148	463	.320
Tougaloo	27	135	453	.298

TEAM FREE THROW PERCENTAGE

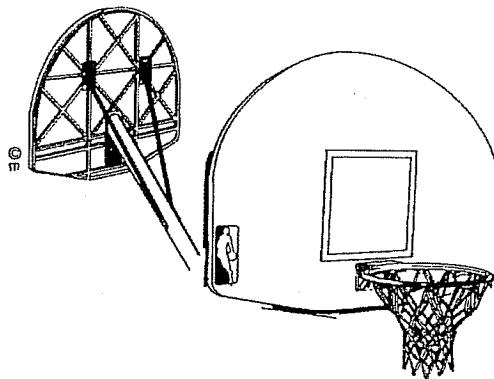
SCHOOL	G	FTM	FTA	PCT.
SUNO	29	658	910	.723
LSU-S	33	577	810	.712
Loyola	32	371	524	.708
Spring Hill	35	389	573	.679
Dillard	32	510	764	.668
Tougaloo	27	327	492	.665
William Carey	33	508	764	.665
Xavier	31	529	816	.648
Belhaven	29	388	615	.631
Mobile	40	644	1025	.628



2003-2004 Men's Basketball Individual Statistics GCAC Standings

INDIVIDUAL SCORING LEADERS

Name	School	Year	G	3-Pt FG	Total FG	FTM	Points	Avg.
Rico Payne	LSU-S		33	111	255	91	712	21.58
Jaeson Maravich	William Carey		25	61	154	151	520	20.80
Roberto Ferriar	SUNO	JR	26	33	146	181	506	19.46
Lamar Clark	SUNO		26	23	174	97	468	18.00
Alfredo Ott	Dillard	JR	31	66	188	93	535	17.26
Derrick Rogers	LSU-S		33	73	195	99	562	17.03
Ernest Porter	SUNO		29	23	154	135	466	16.07
Eric Mercier	Dillard	SR	31	0	207	62	476	15.36
Tramaine Perry	Mobile		39	37	219	114	589	15.10
Pierre DuVentre	Spring Hill		35	61	198	39	496	14.17
Derrick Sowell	LSU-S		33	1	164	131	160	13.94
Braxton Robins	William Carey		32	16	177	76	446	13.94
Jonathan Hernandez	Loyola		31	64	121	115	421	13.58
Timothy Green	Xavier		31	0	169	81	419	13.52
Nate Williams	Spring Hill		35	70	161	77	469	13.40
Jonathan Harper	Xavier		31	11	155	91	412	13.29
Dennis Holder	Tougaloo	JR	27	6	138	66	348	12.89
Gimel Lewis	Mobile		39	0	179	137	495	12.69
Daniel Schmidt	Loyola		30	65	125	61	376	12.53
Patrick Bass	Tougaloo	SR	27	0	120	65	305	11.30



INDIVIDUAL REBOUNDING LEADERS

Name	School	Yr.	G	Rebounds	Avg.
Evory Clark	Dillard	FR	30	279	9.30
Roberto Ferriar	SUNO	JR	26	235	9.04
Carey Rigsby	Belhaven	SR	29	233	8.03
Eric Mercier	Dillard	SR	31	243	7.84
Simel Lewis	Mobile		39	277	7.10
Derrick Sowell	LSU-S		33	231	7.00
Dennis Holder	Tougaloo	JR	27	182	6.74
Tramaine Perry	Mobile		39	250	6.41
Timothy Green	Xavier		31	196	6.32
Deach Tyson	Loyola		31	185	5.97
Amamar Clark	SUNO		26	155	5.96
Travis Cash	LSU-S		33	195	5.91
Braxton Robins	William Carey		32	180	5.63
Andy McCrory	William Carey		33	177	5.36
Lucas Santos	SUNO		29	151	5.21
Alfredo Ott	Dillard	JR	31	161	5.19
Derrick Rogers	LSU-S		33	170	5.15
Patrick Bass	Tougaloo	SR	27	138	5.11
Chris Smith	Belhaven	JR	28	142	5.07
Jonathan Harper	Xavier		31	157	5.07

INDIVIDUAL FIELD GOAL PERCENTAGE LEADERS

Name	School	Yr.	G	FGM	FGA	Pct.
Eric Mercier	Dillard	SR	31	207	315	.657
Timothy Green	Xavier		31	169	284	.595
Jonathan Harper	Xavier		31	155	264	.587
Braxton Robins	William Carey		32	177	308	.575
Dennis Holder	Tougaloo	JR	27	138	255	.541
Amamar Clark	SUNO		26	174	324	.537
Alfredo Ott	Dillard	JR	31	188	358	.525
Roberto Ferriar	SUNO	JR	26	146	299	.488
Ernest Porter	SUNO		29	154	319	.483
Derrick Rogers	LSU-S		33	195	412	.473
Pierre DuVentre	Spring Hill		35	198	421	.470
Tramaine Perry	Mobile		39	219	473	.463
Erico Payne	LSU-S		33	255	593	.430
Jason Maravich	William Carey		25	154	359	.429

INDIVIDUAL FREE POINT FIELD GOAL PERCENTAGE


Name	School	Yr.	G	3-Pt FGM	3-Pt FGA	Pct.
Alfredo Ott	Dillard	JR	31	66	143	.462
Daniel Schmidt	Loyola		30	65	156	.417
Jonathan Hernandez	Loyola		31	64	160	.400
Derrick Kibler	Spring Hill		35	65	164	.396
Nate Williams	Spring Hill		35	70	179	.391
James Bunn	Loyola		31	53	138	.384
Jaeson Maravich	William Carey		25	61	159	.384
Seluyenn Palmer	Mobile		37	56	148	.378
Derrick Rogers	LSU-S		33	73	194	.376
Rico Payne	LSU-S		33	111	300	.370
Kirt Arceneaux	Belhaven		29	67	185	.362
Pierre DuVentre	Spring Hill		35	61	170	.359
Charles Scarbrough	Tougaloo	SO	22	38	112	.339

INDIVIDUAL FREE THROW PERCENTAGE

Name	School	Yr.	G	FTM	FTA	Pct.
Dennis Williams	SUNO		24	104	133	.782
Rico Payne	LSU-S		33	91	117	.778
Ernest Porter	SUNO		29	135	174	.776
Derrick Rogers	LSU-S		33	99	129	.767
Jaeson Maravich	William Carey		25	151	198	.763
Alfredo Ott	Dillard	JR	31	93	122	.762
Roberto Ferriar	SUNO	JR	26	181	243	.745
Derrick Kibler	Spring Hill		35	88	119	.739
Jonathan Hernandez	Loyola		31	115	157	.732
James Olivard	Loyola		31	83	115	.722
Derrick Sowell	LSU-S		33	131	186	.704

INDIVIDUAL ASSIST LEADERS

Name	School	Yr.	G	Assists	Avg.
Michael Varnado	Xavier		31	160	5.16
Terrick Kibler	Spring Hill		35	158	4.51
Gabriel Feagin	Mobile		39	174	4.46
Kevin Cleaver	Dillard	SR	31	131	4.23
Justin Collins	LSU-S		33	137	4.15
Marquis Lowe	Tougaloo	JR	22	84	3.82
Jason Maravich	William Carey		25	78	3.12
Jonathan Hernandez	Loyola		31	86	2.77
Manuel James	Belhaven		24	66	2.75
Stewart Graddick	Xavier		30	82	2.73
Samuel Clark	SUNO		26	71	2.73
Blake Williams	Spring Hill		35	94	2.69
Alfredo Ott	Dillard	JR	31	77	2.48
Freddy Hughes	LSU-S		33	80	2.42
Art Arceneaux	Belhaven		29	68	2.35
Ernest Porter	SUNO		29	65	2.24
Hugo Rangel	Belhaven	JR	29	63	2.17
Eric Bell	Dillard	SR	30	63	2.10
Roberto Ferriar	SUNO	JR	26	54	2.08
Remechie Evans	Belhaven	JR	27	54	2.00





GCAC Men's Basketball Season Records

Team Scoring, Seas. Avg., Off.	Wm. Carey, 1989-90, 94.7
Team Scoring, Seas. Avg., Def.	Spring Hill, 2001-02, 52.1
Team Scoring, Seas. Avg., Margin	Xavier, 2000-01, 19.00
Team FGM, Seas.	Sp. Hill, 1987-88, 1244
Team FG Pct., Seas.	Sp. Hill, 1987-88, .56 (1244/2221)
Team FTM, Seas.	Wm. Carey, 1988-89, 709
Team FT Pct., Seas.	W.C., 1982-83 .757 (433/572)
Team Reb., Seas. Avg., Off.	Wm. Carey, 1989-90, 48.9
Team Reb., Seas. Avg. Def.	Dillard, 1986-87, 41.5
.....	Wm. Carey, 1994-96, 41.5
Team Reb. Seas. Avg., Margin	Dillard, 2001-02, +12.61
Team Three Point FG, Total Seas.	Wm. Carey, 1994-95, 315
Team Three Point FG, Seas. Pct.	SUNO, 1987-88, .435 (85-195)
Most Wins, Team, Seas.	Mobile, 1993-94, 32
Individual Scoring, Seas., Total Pts	Gray, Wm. Carey, 1985-86, 773
Individual Scoring, Seas., Game Avg.	Jones, Dillard, 1988-89, 26.0
FG Shooting, Total Made, Seas.	Jones, Dillard, 1988-89, 297
FG Shooting, Seas., Pct.	Gullet, Xavier, 1981-82, 67 (118/174)
FT Shooting, Total Made, Seas.	Woody, Wm. Carey, 1984-85, 189
.....	Gray, Wm. Carey, 1985-86., 189
FT Shooting, Seas. Pct.	Ford, W. C., 1997-1998, .889 (144-162)
Individual Reb., Seas., Total	Lance Lonke, Dillard, 2001-02, 427
Individual Reb., Seas., Game Avg.	Lance Lonke, Dillard, 2001-02, 15.8
Assists. Total, Seas.	Nelson, Spring Hill, 1987-88, 279
Assists, Seas., Game Avg.	Nelson, Spring Hill, 1987-88. 6.9
Three Point FG, Seas. Total	Dexter Pugh, WC, 1996-97, 125
Three Point FG, Seas. Pct.	Clemons, Mobile, 1993-4, .537 (22-41)
Team Record, Best Pct.	Mobile, 1993-94, .941 (32-2)

GCAC Men's Basketball Game Records

Individual

Most Points Scored	48 - Chad Barnes, Loyola vs Wm. Carey, 1/18/2003
Most FGA	31 - Juan Mercier, Xavier vs Belhaven, 2/14/1987
Most FGM	17 - Eugene Johnson, Wm. Carey, 2/12/1982
.....	17 - Chad Barnes, Loyola vs Wm. Carey, 1/18/2003
Most FTA	21 - Juan Mercier, Xavier vs La Col., 1/19/1987
Most FTM	17 - Tony Woody, Wm. Carey vs Dillard, 1/14/1985
Most 3 pt. FGA	17 - Barry Johnson, Dillard vs Tougaloo, 1/21/1989
Most 3 pt. FGM	11 - Chad Barnes, Loyola vs Wm. Carey, 1/18/2003
Most Rebounds	22 - Zac Cooper, Wm. Carey vs Sp. Hill, 2/12/1983
Most Assists	19 - Derrick Collins, Xavier vs Sp. Hill, 2/3/1986
Most Steals	8 - Leslie McClinton, Wm Carey vs Sp. Hill, 1/29/1990
.....	8 - Dennis Powell, UM vs Xavier, 1/21/1993
Most Blocked Shots	9 - John Laird, W.C. vs Tougaloo 2/2/1999

Team Single Game

Most Points Scored	132 - Wm. Carey vs SUNO, 2/23/1989
.....	132 - Belhaven vs SUNO, 2/16/1991
Least Points Scored	30 - Belhaven vs Spring Hill, 1/9/2003
Most FGA	94 - Wm. Carey vs Spring Hill, 2/27/1984
Most FGM	49 - Wm. Carey vs Xavier, 2/17/1990
Most FTA	56 - Spring Hill vs Dillard, 3/7/1997
Most FTM	41 - Spring Hill vs Dillard, 3/7/1997
Most 3 Pt. FGA	36 - Wm. Carey vs Tougaloo, 2/6/1995
Most 3 PT. FGM	21 - Loyola vs Wm. Carey, 1/18/2003
Most Rebounds	69 - Wm. Carey vs Xavier, 2/17/1990
Most Assists	38 - Wm. Carey vs SUNO, 2/23/1989
Most Pts, Losing Game	123 - SUNO vs Belhaven, 2/16/1991
Least Pts Winning Game	50 - Spring Hill vs Belhaven, 1/9/2003
Most Pts, Both Teams	255 - Belhaven vs SUNO, 2/16/1991
Least Pts, Both Teams	80 - Spring Hill vs Belhaven, 1/9/2003
Highest Field Goal %	73.6 - Dillard vs Wm. Carey, 2/15/2001
Least Field Goal %	24.5 - Belhaven vs Spring Hill, 1/9/ 2003
Highest FG % Both Teams	64.0 - Wm. Carey vs Tougaloo, 3/3/1995
Least FG % Both Teams	33.3 - Wm. Carey vs Mobile, 1/18/1994





2003-2004 GCAC Men's Basketball All-Conference Team

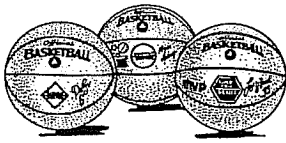
<u>Name</u>	<u>School</u>
Lamar Clark	SUNO
Pierre DuVentre	Spring Hill
Roberto Ferriar	SUNO
Timothy Green	Xavier
Jonathan Harper	Xavier
Jonathan Hernandez	Loyola
Gimel Lewis	Mobile
Drionne Major	Xavier
Jaeson Maravich	William Carey
Eric Mercier	Dillard
Alfredo Ott	Dillard
Fredericko Payne	LSU-S
Tramaine Perry	Mobile
Ernest Porter	SUNO
Braxton Robins	William Carey
Nate Williams	Spring Hill

Player of the Year: Roberto Ferriar – SUNO

Newcomer of the Year: Fredericko Payne – LSU-S

Freshman of the Year: Ivory Clark – Dillard

Coach of the Year: Chad McDowell – LSU-S



2003-2004 GCAC Women's Basketball All-Conference Team

<u>Name</u>	<u>School</u>
Marjorie Bilinski	Loyola
Jarryn Cleaves	Xavier
Crystal Coston	Mobile
Barbara Dixon	Tougaloo
Tamekia Foley	Belhaven
Andrea Goodspeed	SUNO
Sherrie Lattimore	Mobile
Kristie McKinley	William Carey
Stacey Northern	SUNO
Ebony Owens	Dillard
Ferris Peters	Xavier
Maria Rodriguez	Spring Hill
Theresa Samuels	Dillard
Renalda Stafford	LSUS
Jackie Tucker	Xavier

Player of the Year: Jackie Tucker – Xavier

Newcomer of the Year: Tamekia Foley – Belhaven

Freshman of the Year: Marjori Billinski – Loyola

Coach of the Year: Bo Browder – Xavier

2003-2004 Women's Basketball Team Statistics GCAC Standings

FINAL REGULAR SEASON STANDINGS Women's Basketball

Team	Conference Games			Overall Record		
	W	L	PCT	W	L	PCT
Xavier	17	1	.944	26	4	.867
Dillard	14	4	.778	23	5	.821
Mobile	10	8	.556	16	13	.552
Loyola	10	8	.556	19	10	.655
SUNO	9	9	.500	18	10	.643
Spring Hill	9	9	.500	14	15	.483
William Carey	8	10	.444	10	15	.400
Belhaven	5	13	.278	10	19	.345
Tougaloo	4	14	.222	6	22	.214
LSU-S	4	14	.222	8	20	.286

TEAM SCORING OFFENSE

SCHOOL	W-L	G	POINTS	AVG
Xavier	26-4	33	2325	70.5
Loyola	19-10	32	2142	66.9
SUNO	18-10	28	1870	66.8
Mobile	16-13	30	1939	64.5
William Carey	10-15	27	1679	62.2
Dillard	23-5	33	2048	62.1
Belhaven	10-19	30	1833	61.1
Tougaloo	6-22	31	1785	57.6
Spring Hill	14-15	31	1749	56.4
LSU-S	8-20	29	1593	54.9

TEAM SCORING DEFENSE

SCHOOL	W-L	G	POINTS	AVG
Dillard	23-5	33	1777	53.9
Xavier	26-4	33	1887	57.2
Spring Hill	14-15	30	1722	57.4
Loyola	19-10	32	1885	58.9
Mobile	16-13	30	1834	61.1
SUNO	18-10	28	1717	61.3
William Carey	10-15	27	1682	62.3
LSU-S	8-20	29	1843	63.6
Belhaven	10-19	30	1924	64.1
Tougaloo	6-22	31	2144	69.2

TEAM SCORING MARGIN

SCHOOL	W-L	G	OWN POINTS	OPP POINTS	+/-
Xavier	26-4	33	70.46	57.18	13.27
Dillard	23-5	33	62.06	53.85	8.21
Loyola	19-10	32	66.94	58.91	8.03
SUNO	18-10	28	66.79	61.32	5.46
Mobile	16-13	30	64.63	61.13	3.50
Spring Hill	14-15	31	56.42	55.55	0.87
William Carey	10-15	27	62.19	62.30	-0.11
Belhaven	10-19	30	61.10	64.13	-3.03
J-S	8-20	29	54.93	63.55	-8.62
Tougaloo	6-22	31	57.58	69.16	-11.58

TEAM REBOUNDING MARGIN

SCHOOL	G	OWN REB.	OPP REB.	+/-
Mobile	30	40.07	30.70	9.37
Xavier	33	39.97	34.03	5.94
William Carey	27	38.93	38.04	0.89
SUNO	28	36.79	36.32	0.46
Belhaven	30	38.07	39.07	-1.00
Dillard	33	35.33	36.82	-1.49
Loyola	32	34.13	36.56	-2.44
Tougaloo	31	36.97	40.00	-3.03
Spring Hill	31	32.19	37.26	-5.07
J-S	29	31.35	41.24	-9.90

TEAM FIELD GOAL PERCENTAGE

SCHOOL	G	FGM	FGA	PCT.
Mobile	30	753	1697	.444
Dillard	33	749	1732	.432
Xavier	33	871	2069	.421
SUNO	28	669	1595	.419
Loyola	32	761	1832	.415
Spring Hill	31	617	1593	.387
Tougaloo	31	652	1756	.371
Belhaven	30	660	1782	.370
William Carey	27	594	1613	.368
J-S	29	557	1522	.366

TEAM 3-POINT FIELD GOAL PERCENTAGE

SCHOOL	G	3PT FGM	3PT FGA	PCT.
Loyola	32	222	623	.356
Xavier	33	167	504	.331
Dillard	33	103	322	.320
Mobile	30	107	352	.304
Belhaven	30	143	481	.297
LSU-S	29	146	491	.297
Spring Hill	31	165	562	.294
Southern	28	75	262	.286
William Carey	27	154	539	.286
Tougaloo	31	73	310	.235

TEAM FREE THROW PERCENTAGE


SCHOOL	G	FTM	FTA	PCT.
Loyola	32	398	548	.726
Spring Hill	31	350	496	.706
Dillard	33	447	639	.700
LSU-S	29	333	487	.684
Xavier	33	416	620	.671
SUNO	28	457	693	.659
Belhaven	30	370	562	.658
William Carey	27	337	531	.635
Mobile	30	326	532	.613
Tougaloo	31	408	686	.595



2003-2004 Women's Basketball Individual Statistics GCAC Standings

INDIVIDUAL SCORING LEADERS

Name	School	Year	G	3-Pt FG	Total FG	FTM	Points	Avg.
Stacey Northern	SUNO		27	2	183	155	523	19.37
Tamekia Foley	Belhaven	JR	30	68	213	71	565	18.83
Andrea Goodspeed	SUNO	SR	27	9	165	100	439	16.26
Crystal Coston	Mobile		29	0	168	113	449	15.48
Ebony Owens	Dillard	JR	31	9	155	152	471	15.19
Theresa Samuels	Dillard	SR	31	45	175	64	459	14.81
Marjorie Bilinski	Loyola		30	2	159	100	420	14.00
Barbara Dixon	Tougaloo	JR	25	1	131	79	342	13.68
Kiely Schork	Loyola	FR	30	111	138	20	407	13.57
Renalda Stafford	LSU-S		29	53	139	62	393	13.55
Jackie Tucker	Xavier		33	1	177	72	427	12.94
Kristie McKinley	William Carey		27	13	122	87	344	12.74
Dani Holland	Loyola	FR	30	24	140	43	347	11.57
Pamela Wilson	SUNO		27	55	90	56	291	10.78
Joelle Bordelon	Loyola	JR	30	10	84	139	317	10.57
Jarryn Cleaves	Xavier		33	55	117	52	341	10.33
Maria Rodriguez	Spring Hill		30	11	119	60	309	10.30
Andrea Houston	Dillard	SR	31	26	115	61	317	10.23
Diamond Hogg	LSU-S		29	31	100	50	281	9.69
Sherie Lattimore	Mobile		30	27	108	37	280	9.33



INDIVIDUAL REBOUNDING LEADERS

Name	School	Yr.	G	Rebounds	Avg.
ani Holland	Loyola	FR	30	295	9.83
ystal Coston	Mobile		29	270	9.31
acey Northern	SUNO		27	229	8.48
arbara Dixon	Tougaloo	JR	25	197	7.88
endera Monette	LSU-S		29	224	7.72
arjorie Bilinski	Loyola	SR	30	224	7.47
ndrea Houston	Dillard		31	223	7.19
stie McKinley	William Carey		27	179	6.63
ony Owens	Dillard	JR	31	203	6.55
ckie Tucker	Xavier		33	216	6.55
quisha Johnson	Tougaloo	SR	29	186	6.41
lette White	Belhaven	SR	30	183	6.10
nga Rybarczyk	Mobile		29	170	5.86
rris Peters	Xavier		32	181	8.66
sha Hollingsworth	William Carey		27	150	5.56
ondra Hagans	Dillard	SR	31	169	5.45
n Houy	Spring Hill		30	161	5.37
mekia Foley	Belhaven	JR	30	155	5.17
ronica Niter	Spring Hill		28	141	5.04
vor Chandler	Mobile		29	143	4.93

INDIVIDUAL FIELD GOAL PERCENTAGE LEADERS

Name	School	Yr.	G	FGM	FGA	Pct.
arjorie Bilinski	Loyola		30	159	297	.535
ckie Tucker	Xavier		33	177	339	.522
ystal Coston	Mobile		29	168	327	.514
ndrea Goodspeed	SUNO	SR	27	165	332	.497
acey Northern	SUNO		27	183	369	.496
arbara Dixon	Tougaloo	JR	25	131	269	.487
ony Owens	Dillard	JR	31	155	330	.470
eresa Samuels	Dillard	SR	31	175	404	.433

INDIVIDUAL THREE POINT FIELD GOAL PERCENTAGE

Name	School	Yr.	G	3-Pt FGM	3-Pt FGA	Pct.
Kiely Schork	Loyola	FR	30	111	287	.387
Jarryn Cleaves	Xavier		33	55	150	.367
Pamela Wilson	SUNO		27	55	158	.348
Amy Young	Spring Hill		30	47	136	.346
Tamekia Foley	Belhaven	JR	30	68	221	.308
Amanda McGill	William Carey		22	40	135	.296
Renalda Stafford	LSU-S		29	53	199	.266

INDIVIDUAL FREE THROW PERCENTAGE

Name	School	Yr.	G	FTM	FTA	Pct.
Joelle Bordelon	Loyola	JR	30	139	178	.781
Andrea Goodspeed	SUNO	SR	27	100	130	.769
Ebony Owens	Dillard	JR	31	152	201	.756
Kendera Monette	LSU-S		29	73	102	.716

INDIVIDUAL ASSIST LEADERS

Name	School	Yr.	G	Assists	Avg.
Joelle Bordelon	Loyola	JR	30	203	6.77
Courtney Williams	Xavier		33	124	3.76
Pamela Wilson	SUNO		27	101	3.74
Renalda Stafford	LSU-S		29	95	3.28
Rakesia Gray	Belhaven	SO	30	93	3.10
Maria Rodriguez	Spring Hill		30	91	3.03
Sasha Lilly	Mobile		30	91	3.03
Theresa Samuels	Dillard	SR	31	87	2.81
Keishawn Walker	Tougaloo	SO	28	77	2.75
Ebony Owens	Dillard	JR	31	84	2.71
Jarryn Cleaves	Xavier		33	86	2.61
Kayla Cooley	William Carey		27	61	2.26
Jessica Barber	Mobile		29	63	2.17
Dani Holland	Loyola	FR	30	65	2.17
Marcie McHugh	Spring Hill		30	64	2.13
Jackie Tucker	Xavier		33	65	1.97
Shatyne Hearn	SUNO		25	48	1.92
Tamara Tilley	Spring Hill		29	55	1.90
Dyamond Hogg	LSU-S		29	54	1.86
Katrina Evans	William Carey		27	49	1.82



GCAC Women's Basketball Season Records

Team Scoring, Avg. Off.	SUNO, 1999-2000, 92.8
Team Scoring, Seas. Avg. Def.	Xavier, 2001-02, 53.1
Team Scoring, Seas. Avg. Margin	SUNO, 1999-2000, +25.12
Team FGM, Seas.	La. College, 1985-86, 1181
Team FG Pct., Seas.	Wm. Carey, 1986-87 .527 (895-1697)
Team FTM, Seas.	Mobile, 2001-2002, 580
Team FT Pct., Seas.	La. College, 1988-89, .762 (502/659)
Team Reb., Seas. Avg., Off.	Dillard, 1983-84, 45.4
Team Reb., Seas. Avg. Def.	Belhaven, 1982-83, 50.0
Team Reb., Seas. Avg. Margin	Dillard, 1983-84, +14.5
Team Three Point FG, Total Seas.	William Carey, 2002-03, 156
Team Three Point FG, Seas. Pct.	Belhaven, 1988-89, .449
Most Wins, Team, Seas.	La. College, 1985-86, 31
Individual Scoring, Seas., Total Points	Jones, TA., Wm. Carey, 1992-93, 923
Individual Scoring, Seas., Game Avg.	McCullon, Wm. Carey, 1986-87, 32.1
3 Point Shooting, Total Made, Seas.	Jones, Ta. Wm. Carey, 1992-93, 373
3 Point Shooting, Seas. Pct.	Beasley, W.C., 1982-83, .642 (217/338)
3 Point Shooting, Total Made, Seas.	Joseph, La. College, 1985-86, 192
3 Point Shooting, Seas. Pct.	Stuardi, Spring Hill, 1999-2000, .839 (120-143)
Individual Reb., Seas., Game Avg.	Franklin, Dillard, 1984-85, 17.2
Assists, Total, Seas.	Joseph, La. College, 1985-86, 283
Assists, Seas., Game Avg.	Young, Wm. Carey, 1986-87, 10.1
Free Point FG, Seas., Total	Johnson, La. College, 1987-88, 84
Free Point FG, Seas. Pct.	Barnes, Belhaven, 1988-89, .562 (54-56)
Team Record, Best Pct.	La. College, 1985-86, .912 (31-3)

GCAC Women's Game Records

Individual

Most Points Scored	50 - Demetria Lang, Xavier vs SUNO, 2/10/1987
Most Field Goals Attempted	30 - Demetria Lang, Xavier vs SUNO, 2/10/1987
Most Field Goals Made	22 - Demetria Lang, Xavier vs SUNO, 2/10/1987
Most Free Throws Attempted	20 - Tommie Beasley, W.C. vs Dillard, 2/13/1984
Most Free Throws Made	16 - Debbie Watts, LA Col. vs Mobile Col., 1/28/1989
Most Three Point FG Attempted .	13 - Debra Johnson, LA Col. vs Tougaloo, 2/ 22/1988
Most Three Point FG Made	10 - Staci Agee, Wm. Carey vs Mobile 2/21/1994
Most Rebounds	23 - Crystal Coston, Mobile vs Xavier, 2/13/2003
Most Assists	18 - Angel Young, Wm. Carey vs Tougaloo, 2/8/1993
Most Steals	12 - Wanda McDonald, Belhaven vs SUNO
Most Blocked Shots	5 - Donmeka Martin, Spring Hill vs Belhaven, 1/20/1996
.....	5 - Donmeka Martin, Spring Hill vs Loyola, 1/16/1997
.....	5 - Donmeka Martin, Spring Hill vs Belhaven, 1/30/1997
.....	5 - Donmeka Martin, Spring Hill vs Tougaloo, 2/7/1997
.....	5 - Ellie Ramey, Spring Hill vs Loyola, 1/25/1996

Team Single Game

Most Points Scored	123 - SUNO vs Talladega, 12/16/1999
Fewest Points Scored	25 - Tougaloo vs Mobile, 1/18/2003
Most Field Goals Attempted	101 - Xavier vs Tougaloo, 2/1/1993
Most Field Goals Made	50 - Wm. Carey vs Tougaloo, 2/8/1993
Most Free Throws Made	36 - Wm. Carey vs Mobile, 1/9/2003
Most Three Point FG Attempted .	31 - Wm. Carey vs Mobile, 1/9/2003
Most Three Point FG Made	12 - Wm. Carey vs Mobile, 1/9/2003
Most Rebounds	74 - Xavier vs Tougaloo, 2/1/1993
Most Assists	39 - Wm. Carey vs Tougaloo, 2/8/1993
Most Points, Losing Game	98 - LA College vs SUNO, 2/13/1989
Fewest Points, Winning Game	44 - Dillard vs Belhaven, 1/25/2003
Most Points, Both Teams	206 - SUNO vs LA College, 2/13/1989
Fewest Points, Both Teams	79 - Dillard vs Belhaven, 1/25/2003
Highest Field Goal %	75.0 - Wm. Carey vs Dillard, 2/7/1987
Lowest Field Goal %	16% - Tougaloo vs Mobile, 1/18/2003
Highest FG % Both Teams	60.0 - Wm. Carey vs Dillard, 2/7/1987
Lowest FG % Both Teams	30.2 - Wm. Carey vs Dillard 2/8/2003 (35-116)



2005 GCAC Basketball Schedule

Thursday, January 6

Tougaloo @ Xavier
Spring Hill @ Wm. Carey
Loyola @ SUNO
Dillard @ Mobile
Belhaven @ LSU-S

Friday, January 7

LSU-S @ SUNO
Tougaloo @ Dillard
Xavier @ Belhaven
Loyola @ Spring Hill
Wm. Carey @ Mobile

Saturday, January 8

LSU-S @ Xavier
Belhaven @ Tougaloo
Mobile @ Loyola
SUNO @ Spring Hill
Wm. Carey @ Dillard

Sunday, January 9

SUNO @ Wm. Carey
Belhaven @ Mobile
LSU-S @ Tougaloo
Dillard @ Loyola
Spring Hill @ Xavier

Monday, January 10

Loyola @ Belhaven
SUNO @ Tougaloo
Mobile @ LSU-S
Xavier @ Wm. Carey
Spring Hill @ Dillard

Tuesday, January 11

Mobile @ Xavier
SUNO @ Dillard
Belhaven @ Spring Hill
Wm. Carey @ Tougaloo
Loyola @ LSU-S

Wednesday, January 12

Spring Hill @ LSU-S
Loyola @ Wm. Carey
Xavier @ SUNO
Tougaloo @ Mobile
Dillard @ Belhaven

Thursday, January 13

Xavier @ Loyola
Tougaloo @ Spring Hill
Wm. Carey @ Belhaven
Dillard @ LSU-S
Mobile @ SUNO

Friday, January 14

Dillard @ Xavier
Spring Hill @ Mobile
LSU-S @ Wm. Carey
Tougaloo @ Loyola
SUNO @ Belhaven

Saturday, January 15

Xavier @ Tougaloo
Wm. Carey @ Spring Hill
SUNO @ Loyola
Mobile @ Dillard
LSU-S @ Belhaven

Sunday, January 16

SUNO @ LSU-S
Dillard @ Tougaloo
Belhaven @ Xavier
Spring Hill @ Loyola
Mobile @ Wm. Carey

Monday, January 17

Xavier @ LSU-S
Tougaloo @ Belhaven
Loyola @ Mobile
Spring Hill @ SUNO

Tuesday, January 18

Belhaven @ Loyola
Tougaloo @ SUNO
LSU-S @ Mobile
Wm. Carey @ Xavier
Dillard @ Spring Hill

Wednesday, January 19

LSU-S @ Spring Hill
Wm. Carey @ Loyola
SUNO @ Xavier
Tougaloo @ Mobile
Belhaven @ Dillard

Thursday, January 20

Wm. Carey @ SUNO
Mobile @ Belhaven
Tougaloo @ LSU-S
Loyola @ Dillard
Xavier @ Spring Hill

Friday, January 21

Xavier @ Mobile
Dillard @ SUNO
Spring Hill @ Belhaven
Tougaloo @ Wm. Carey
LSU-S @ Loyola

Saturday, January 22

Dillard @ Wm. Carey

Sunday, January 23

Loyola @ Xavier
Spring Hill @ Tougaloo
Belhaven @ Wm. Carey
LSU-S @ Dillard
SUNO @ Mobile

Monday, January 24

Xavier @ Dillard
Mobile @ Spring Hill
Wm. Carey @ LSU-S
Loyola @ Tougaloo
Belhaven @ SUNO

Tournament – March 1-5
or
Playoffs – February 28-March 8


2004 GCAC Baseball Standings

	Conference			Overall		
	W	L	Pct.	W	L	Pct
William Carey	22	6	.786	39	13	.750
LSUS	16	12	.571	34	23	.596
Mobile	16	13	.552	21	24	.467
Belhaven	14	15	.483	24	30	.444
Loyola	11	16	.407	20	22	.476
Spring Hill	6	23	.207	17	36	.321

2004 Baseball Team Statistics

Team Batting	G	Avg	AB	R	H	2B	3B	HR	BB	SO	SB/ATT
LSUS	54	.317	1585	367	502	93	16	31	190	256	110-142
William Carey	51	.314	1492	389	469	72	18	49	203	230	65-81
Mobile	43	.301	1256	243	378	70	15	15	130	212	49-54
Spring Hill	48	.284	1332	188	378	48	8	21	137	234	40-55
Loyola	40	.276	1176	187	325	78	5	20	119	239	35-49
Belhaven	50	.265	1526	237	405	77	5	29	143	257	59-81

Team Pitching	G	ERA	W	L	Sv	IP	H	R	ER	BB	SO
Mobile	43	4.35	19	24	3	308.33	359	235	149	98	194
LSUS	54	4.52	34	20	5	402.33	470	287	202	116	294
William Carey	51	4.59	39	12	10	365.00	352	223	186	186	307
Loyola	40	4.75	18	21	5	307.00	342	207	162	140	189
Belhaven	50	5.05	22	28	5	384.67	454	269	216	191	288
Spring Hill	48	5.38	15	33	5	331.33	380	275	198	160	207



2004 Baseball Individual Statistics

INDIVIDUAL BATTING (Min. 2.5 AB/Team game)

Player	Team	G	AB	H	2B	3B	HR	RBI	BB	HBP	AVG
Alexander	William Carey	51	158	62	8	4	3	26	24	6	.392
Antana	Mobile	43	143	56	15	2	4	41	22	5	.392
Bowell	William Care	47	154	59	7	5	14	53	22	3	.383
Colle	Mobile	43	154	57	12	2	1	35	3	1	.370
Dace	LSUS	47	124	44	9	0	2	26	14	7	.355
Edkins	William Carey	43	139	49	5	0	17	53	19	8	.353
Elissonette	LSUS	52	175	60	14	2	0	25	34	3	.343
Fias	LSUS	47	138	46	8	0	4	31	11	4	.333
Gray	LSUS	39	136	45	8	1	2	25	11	8	.331
Hanashak	Mobile	39	124	41	5	0	0	16	13	5	.331
Lozzelle	Spring Hill	44	121	40	2	1	0	19	15	3	.331
Millman	William Carey	41	115	38	7	1	6	29	26	1	.330
Montana	Mobile	38	94	31	2	4	1	13	14	1	.330

INDIVIDUAL PITCHING (Min. 1.0 IP/Team game)

Player	Team	G	W-L	IP	H	R	ER	BB	SO	ERA
Busch	Loyola	12	2-8	73.67	63	32	22	21	56	2.69
Chice	Mobile	11	7-2	74.33	78	43	23	27	36	2.78
DiBodeaux	Belhaven	13	6-5	75.33	75	36	24	31	56	2.87
Dowell	LSUS	15	7-1	57	66	35	22	14	29	3.47
Hakeman	Loyola	14	3-3	43.67	48	29	18	32	18	3.71
Heaton	William Carey	11	8-1	59.33	52	31	25	27	40	3.79
Thompson	LSUS	15	7-3	60.33	61	39	26	22	35	3.88

PITCHING RECORDS

Player	Team	IP	W	L	PCT
Heaton	William Carey	59.33	8	1	.889
Dowell	LSUS	57	7	1	.875
Pennington	William Carey	44.33	6	1	.857
Jordan	William Carey	60	6	1	.857
Chice	Mobile	67.33	7	2	.778
Thompson	LSUS	60.33	7	3	.700

2004 Baseball Individual Statistics (cont'd):

STRIKEOUTS

PLAYER	SCHOOL	IP	SO	AVG
Hennington	WCC	44.33	51	1.15
Stevens	LSUS	81	80	.988
Broom	WCC	47.67	46	.965
Jordan	WCC	60	53	.883
Barras	SH	52.67	44	.835
Hearn	BEL	72.67	61	.839

HITS

PLAYER	SCHOOL	
Alexander	William Carey	62
Bissonette	LSUS	60
Nowell	William Carey	59
Rolle	Mobile	57
Santana	Mobile	56
Owens	Belhaven	52
Wyrick	Belhaven	50
Ewing	Belhaven	49
Parker	Spring Hill	49
Adkins	William Carey	49
Smith	William Carey	47
Chabot	LSUS	46
Bias	LSUS	46
Gray	LSUS	45

RUNS SCORED

Alexander	William Carey	48
Bissonette	LSUS	42
Adkins	William Carey	42
Smith	William Carey	40
Hillman	William Carey	36
Brister	Belhaven	36
Frye	LSUS	35
Parker	Spring Hill	35

DOUBLES

Santana	Mobile	15
Wyrick	Belhaven	15
Owens	Belhaven	14
Sudya	Loyola	14
Bissonette	LSUS	14

TRIPLES

PLAYER	SCHOOL	
Nowell	William Carey	5
Walker	Spring Hill	4
Alexander	William Carey	4
Smith	William Carey	4
Frye	LSUS	4

HOME RUNS

Adkins	William Carey	17
Nowell	William Carey	14
Wyrick	Belhaven	9
McManis	LSUS	8
Coleman	Spring Hill	6
Hillman	William Carey	6

RUNS BATTED IN

Nowell	William Carey	53
Adkins	William Carey	53
Easley	William Carey	46
Wyrick	Belhaven	43
Santana	Mobile	41
Owens	Belhaven	36
Rolle	Mobile	35
Robertson	Belhaven	33
Bias	LSUS	31
Frye	LSUS	31

STOLEN BASES

Alexander	William Carey	20-25
Parker	Mobile	18-20
Long	William Carey	16-19
Brister	Belhaven	15-20
Bias	LSUS	15-18



Belhaven College Baseball Statistics

Player	Avg	G	AB	R	H	2B	3B	HR	RBI	BB	HBP	SO	SB	PO	A	E
Kirby	.368	21	19	4	7	0	0	0	2	3	1	2	0	0	0	0
Ward	.333	16	6	1	2	0	0	0	2	2	0	1	0	0	0	0
Hankin	.333	8	6	1	2	1	0	1	2	1	0	0	0	1	0	0
Swing	.327	60	199	26	65	11	0	3	25	6	6	36	5	84	2	2
Myrick	.303	61	201	38	61	16	0	12	48	31	6	55	4	72	9	3
Dwens	.294	62	214	26	63	17	0	5	41	22	6	40	3	30	125	13
Angle	.292	50	144	17	42	9	0	2	16	6	5	25	2	262	45	9
Whism	.272	55	184	33	50	4	0	1	29	25	2	20	7	110	134	18
Collins	.269	22	26	2	7	0	0	0	4	4	0	4	0	7	1	0
Boley	.247	59	174	28	43	11	2	2	18	23	1	25	12	106	2	4
Gilbert	.237	60	169	32	40	9	0	2	12	17	2	23	13	70	22	8
Robertson	.225	62	200	26	45	11	0	6	38	8	7	58	9	517	25	10
Wilson	.224	31	49	8	11	2	0	0	6	3	1	6	0	8	7	2
Rister	.220	60	205	43	45	4	3	1	28	32	4	22	19	91	193	18
Smith	.200	31	65	2	13	2	0	0	2	4	1	13	0	34	31	2
Moore	.194	19	31	3	6	1	0	1	5	4	0	3	2	44	6	0
Morris	.190	19	21	7	4	0	0	0	2	2	0	10	3	3	0	0
Blitz	.000	24	0	0	0	0	0	0	0	0	0	0	0	7	16	0
Dean	.000	20	0	0	0	0	0	0	0	0	0	0	0	4	12	2
Daxton	.000	18	0	0	0	0	0	0	0	0	0	0	0	2	5	1
Damm	.000	6	0	0	0	0	0	0	0	0	0	0	0	0	5	0
Bodeaux	.000	16	0	0	0	0	0	0	0	0	0	0	0	6	11	2
Hills	.000	10	0	0	0	0	0	0	0	0	0	0	0	0	3	0
White	.000	16	0	0	0	0	0	0	0	0	0	0	0	0	4	1
Fin	.000	5	0	0	0	0	0	0	0	0	0	0	0	0	1	0
Aden	.000	8	0	0	0	0	0	0	0	0	0	0	0	0	1	2
Wester	.000	4	0	0	0	0	0	0	0	0	0	0	0	2	0	0
Arrett	.000	15	0	0	0	0	0	0	0	0	0	0	0	5	6	0
Deed	.000	11	4	0	0	0	0	0	0	0	0	1	0	1	1	0
Mygood	.000	13	0	0	0	0	0	0	0	0	0	0	0	0	5	0
Totals	.264	62	1917	297	506	98	5	36	280	193	42	344	79	1463	642	96

Belhaven College Baseball Statistics, cont'd:

Player	ERA	W-L	APP	GS	CG	IP	H	R	ER	BB	SO
Norris	0.00	0-0		0	0	1.0	1	0	0	0	1
White	2.17	6-1		6	4	62.1	70	18	15	15	59
Thibodeaux	2.96	8-6		15	6	94.1	98	47	31	41	73
Fults	3.68	0-0		0	0	14.2	10	6	6	3	8
Bain	3.86	0-0		0	0	7.0	8	3	3	0	4
Hearn	4.52	4-6		13	2	85.2	88	57	43	49	71
Haygood	4.93	2-3		2	0	34.2	39	20	19	7	13
Fultz	5.00	3-6		8	0	66.2	78	47	37	31	47
Brister	5.79	0-1		0	0	4.2	8	4	3	1	7
Garrett	7.18	3-4		9	1	57.2	74	53	46	36	33
Braxton	7.43	1-4		5	1	63.1	41	38	30	26	29
Klamm	7.53	2-1		3	0	14.1	23	18	12	14	11
Haden	12.60	0-0		0	0	5.0	14	8	7	1	2
Foster	24.30	0-1		1	0	3.1	11	9	9	5	2
Totals	4.82	29-33			14	487.2	563	328	261	229	360



LSU-S Baseball Statistics

Player	Avg	G	AB	R	H	2B	3B	HR	RBI	BB	HBP	SO	SB	PO	A	E
Cox, R.	.500	1	2	1	1	0	0	1	3	0	0	0	0	2	0	0
Chabot	.377	38	122	13	46	12	1	2	25	8	1	24	4	182	12	4
Frye	.339	48	127	36	43	11	4	4	33	13	4	14	7	81	2	5
Bissonnette	.337	56	184	44	62	14	2	0	27	38	3	19	13	66	160	26
Cooksey	.336	54	125	31	42	3	2	1	28	10	19	23	5	35	120	23
Mace	.336	51	137	19	46	9	0	2	26	14	7	21	6	231	10	5
Gray	.331	39	136	33	45	8	1	2	25	11	8	17	14	80	87	6
Bias	.320	50	147	34	47	8	0	4	31	13	10	15	15	99	6	3
Samford	.311	21	61	13	19	6	1	2	15	4	0	11	3	14	0	2
Thompson	.310	18	29	7	9	0	0	0	5	8	0	6	1	12	18	2
Vaughan	.286	30	84	21	24	2	1	1	5	11	5	17	6	49	3	2
Mooney	.286	18	21	12	6	2	0	0	5	5	2	4	4	19	0	0
Cox	.278	33	79	12	22	2	1	1	22	9	3	13	3	3	0	0
McManis	.270	49	141	23	38	4	0	8	29	17	4	36	4	72	3	4
Polley	.267	35	86	10	23	5	1	1	22	10	6	13	1	144	6	2
Bedef	.262	27	61	12	16	2	0	2	11	9	1	9	5	21	26	7
Mills	.256	40	82	32	21	5	1	0	8	12	8	19	13	86	6	3
Person	.238	16	21	4	5	0	1	0	4	4	3	4	1	57	0	1
Gibbons	.200	35	20	10	4	1	0	0	2	0	3	4	5	6	0	0
Green	.125	10	16	2	2	2	0	0	1	2	2	7	0	3	0	0
Cox, C.	.000	1	2	0	0	0	0	0	0	0	0	0	0	1	0	0
Landry	.000	5	2	4	0	0	0	0	0	2	0	2	1	1	2	1
Lewis	.000	1	0	0	0	0	0	0	0	0	0	0	0	3	3	0
Montoya	.000	1	0	0	0	0	0	0	0	0	0	0	0	2	3	2
Revens	.000	2	0	1	0	0	0	0	0	0	0	0	0	3	19	3
Totals		58	1685	374	521	96	16	31	327	200	89	278	111	1285	535	109

Player	ERA	W-L	APP	GS	CG	IP	H	R	ER	BB	SO	BK	B/AVG	HBP
Vaughan	0.00	0-0	1	0	0	0.0	0	0	0	0	0	0	.000	0
Mills	1.40	0-2	13	0	0	19.1	20	11	3	7	16	0	.250	0
Bernack	2.16	0-0	5	0	0	8.1	11	6	2	1	3	0	.282	0
Bones	2.70	0-0	3	0	0	3.1	7	2	1	1	4	0	.500	1
Montoya	3.44	4-1	9	5	1	34.0	31	21	13	10	26	0	.228	4
Person	3.60	1-0	5	2	0	10.0	5	5	4	5	10	0	.143	2
Romer	4.01	2-0	13	3	0	33.2	36	20	15	13	23	0	.279	2
Swell	4.34	7-3	17	10	3	66.1	84	45	32	22	33	1	.308	4
Phonse	4.52	7-4	16	11	1	61.2	68	46	31	24	36	1	.275	1
Revens	4.55	6-5	15	15	6	87.0	104	56	44	16	87	0	.288	14
Belch	6.23	2-1	11	4	1	30.1	46	27	21	2	24	0	.336	12
Alexander	6.75	3-3	14	1	0	24.0	34	23	18	10	13	0	.321	3
Chabot	6.88	1-1	5	4	0	17.0	29	20	13	5	12	0	.372	7
Lewis	8.37	1-4	15	3	1	33.1	45	34	31	19	27	2	.326	9
Totals	4.79	34-24	58	58	13	428.1	520	316	228	135	314	4	.293	59

Loyola University Baseball Statistics

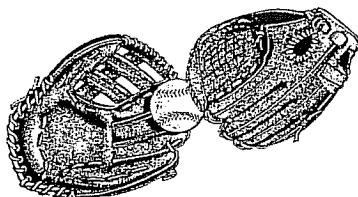
Player	Avg	G	AB	R	H	2B	3B	HR	RBI	BB	HBP	SO	SB	PO	A	E
Miller	.344	35	90	14	31	4	0	2	16	6	1	15	3	116	18	5
Kalina	.328	39	134	26	44	12	3	2	23	7	4	17	2	24	80	20
Rodriguez	.311	37	122	18	38	10	0	0	16	7	4	12	2	78	84	1
Sudyka	.308	37	130	24	40	14	1	5	28	17	1	30	7	15	16	0
Fury	.292	31	24	8	7	1	0	0	1	6	0	4	0	11	1	1
Veltri	.275	37	109	21	30	6	0	2	19	9	5	23	7	57	2	5
Moity	.273	40	132	18	36	12	1	1	19	7	7	17	3	84	5	2
Lauricell	.270	38	115	19	31	7	0	3	24	15	4	21	2	318	14	7
Pittman	.269	21	52	3	14	0	0	1	3	4	2	14	1	7	1	1
Villa	.250	15	20	2	5	3	0	0	2	0	1	5	0	6	9	1
Greiner	.236	30	72	13	17	3	0	0	4	7	2	22	5	28	3	2
Rodrigue	.226	25	53	5	12	3	0	2	4	15	4	16	1	59	11	2
Perrone	.198	38	91	13	18	2	0	2	12	14	4	29	2	36	117	16
Jaynes	.182	13	11	1	2	1	0	0	0	3	0	4	0	40	0	2
Campos	.000	6	12	1	0	0	0	0	0	1	2	6	0	29	2	3
Hubbell	.000	6	9	0	0	0	0	0	1	1	1	4	0	0	0	0
McCaulley	.000	1	0	1	0	0	0	0	0	0	0	0	0	1	3	0
Totals	.276	40	1176	187	325	78	5	20	172	119	42	239	35	921	423	75

Player	ERA	W-L	APP	GS	CG	IP	H	R	ER	BB	SO	BK	B/AVG	HBP
Torres	0.00	0-0	3	0	0	3.1	1	0	0	0	2	0	.091	0
Musch	2.69	2-8	12	10	2	73.2	63	32	22	21	56	0	.231	9
Cadella	3.18	1-0	10	0	0	17.0	21	10	6	2	8	0	.300	3
Dahmer	3.38	0-0	1	0	0	2.2	1	1	1	3	0	0	.111	1
Blakeman	3.71	3-3	14	7	1	43.2	48	29	18	32	18	0	.277	6
Pippenger	3.94	3-0	9	4	1	32.0	28	15	14	12	22	0	.239	2
Harris	4.94	4-2	7	6	1	31.0	37	18	17	16	19	2	.289	7
Franatovi	4.94	1-2	11	5	0	27.1	40	23	15	12	11	1	.360	5
Balsamo	5.27	0-1	9	0	0	13.2	11	9	8	10	15	1	.220	0
McCaulley	5.40	0-1	5	4	0	20.0	24	14	12	3	10	0	.296	3
Sullivan	7.11	3-1	20	0	0	19.0	24	16	15	11	17	0	.316	3
Meier	7.20	0-1	4	1	0	5.0	8	9	4	4	2	1	.364	1
Bauer	12.00	1-2	8	3	0	18.0	29	24	24	13	9	0	.367	2
Gonzalez	81.00	0-0	2	0	0	0.2	7	7	6	1	0	0	.700	0
Totals	4.75	18-21	40	40	5	307.0	342	207	162	140	189	5	.283	42

University of Mobile Baseball Statistics

Player	Avg	G	AB	R	H	2B	3B	HR	RBI	BB	HBP	SO	SB	PO	A	E
Antana	.400	45	150	31	60	17	2	4	44	23	5	11	1	342	19	11
Bolle	.373	45	161	26	60	13	2	1	38	5	1	14	12	87	139	14
Canashak	.331	41	130	29	43	5	0	0	17	15	5	24	6	60	120	22
Antana	.310	40	100	21	31	2	4	1	13	14	1	18	0	14	15	3
Smith	.301	43	133	23	40	8	0	1	30	6	12	15	1	26	85	17
McWain	.287	38	108	21	31	10	1	4	29	10	4	21	0	34	3	5
Bernigan	.279	15	43	5	12	1	1	0	7	2	1	15	1	10	0	1
Laugle	.265	35	102	4	27	6	1	2	14	13	3	26	0	154	15	3
Watson	.264	39	91	20	24	8	1	0	17	4	3	19	0	28	2	0
Marker	.240	41	121	30	29	0	2	0	6	15	3	25	18	87	0	2
McMillan	.231	33	65	14	15	0	0	0	6	5	1	10	4	31	2	0
Berger	.206	42	107	13	22	4	1	2	16	24	9	28	2	80	4	4
Steffler	.000	26	1	16	0	0	0	0	0	2	0	0	5	1	1	0
Totals	.300	45	1312	253	394	74	15	15	237	138	48	226	50	967	460	93

Player	ERA	W-L	APP	GS	CG	IP	H	R	ER	BB	SO	BK	B/AVG	HBP
Smith	1.17	0-0	6	0	0	7.2	6	1	1	1	1	0	.231	2
Price	2.78	8-2	13	13	2	81.0	84	45	25	30	38	0	.264	5
Howard	3.22	5-3	10	9	4	44.2	37	30	16	14	40	0	.216	11
Opeland	3.41	2-5	17	1	0	37.0	43	23	14	13	27	0	.297	8
McMillan	3.78	1-1	10	0	0	16.2	17	11	7	8	8	0	.262	2
Giggins	4.50	0-3	3	3	1	12.0	17	6	6	5	10	0	.340	2
Hubbs	5.84	1-3	11	8	1	37.0	52	37	24	12	16	1	.327	6
Troyo	5.97	3-4	14	9	3	57.1	70	49	38	11	42	0	.299	6
Barrow	6.21	1-3	14	2	0	29.0	45	36	20	11	17	0	.349	2
Totals	4.22	21-24	45	45	11	322.1	371	238	151	105	199	1	.286	44



Spring Hill College Baseball Statistics

Player	Avg	G	AB	R	H	2B	3B	HR	RBI	BB	HBP	SO	SB	PO	A	E
Barras	1.00	1	1	1	1	1	0	0	0	0	0	0	0	7	6	2
Matthews	.474	19	19	9	9	1	0	0	3	2	0	5	2	14	0	1
Outlaw	.385	43	122	18	47	2	0	0	12	3	1	11	14	59	88	10
Lee	.357	35	112	14	40	7	1	3	28	11	7	17	2	83	0	4
Parker	.344	50	163	38	56	9	4	3	17	25	3	22	10	63	5	7
Walker	.319	47	141	22	45	9	0	5	21	14	5	29	0	264	9	5
Rozzelle	.315	47	130	17	41	2	1	0	20	17	3	13	8	60	5	3
Coleman	.301	47	153	27	46	5	0	7	24	19	0	26	4	99	14	3
Cain	.280	24	50	6	14	2	0	2	10	1	3	15	0	20	0	0
Sims	.275	39	91	10	25	4	0	0	17	5	2	17	2	69	88	11
Nelson	.267	10	15	3	4	0	0	0	2	6	1	3	0	4	0	0
Mosner	.226	33	93	5	21	2	0	1	8	8	1	14	2	65	10	2
Connors	.224	30	76	9	17	3	0	0	6	3	1	14	1	21	45	10
Seraphin	.222	14	9	5	2	1	0	0	1	3	0	3	0	5	0	1
Collins	.214	16	28	10	6	1	0	0	5	11	0	8	1	13	26	10
Koen	.213	31	94	3	20	3	1	1	6	3	2	14	0	144	26	4
Allenbach	.210	43	124	12	26	2	1	1	12	13	1	21	0	49	85	13
Robinson	.200	4	5	0	1	0	0	0	0	0	0	1	0	0	0	0
Connelly	.167	6	6	0	1	0	0	0	1	0	0	4	0	3	6	1
McIlvaine	.147	18	34	2	5	0	0	0	5	13	0	8	0	46	8	1
Hathorn	.000	6	8	0	0	0	0	0	0	0	1	6	0	4	1	1
Givhan	.000	1	1	0	0	0	0	0	0	0	0	1	0	2	7	0
Padron	.000	2	0	2	0	0	0	0	0	1	0	0	1	6	18	4
Ledkins	.000	1	0	0	0	0	0	0	0	0	0	0	0	0	3	0
Crooke	.000	7	0	3	0	0	0	0	0	0	0	0	0	0	1	1
Totals	.289	53	1475	216	427	54	8	23	198	158	31	252	47	1104	473	96

Player	ERA	W-L	APP	GS	CG	IP	H	R	ER	BB	SO	BK	B/AVG	HBP
Koen	0.00	0-0	1	0	0	2.0	2	1	0	1	0	0	.286	0
Guntli	2.13	1-0	7	3	0	12.2	12	4	3	9	7	1	.267	4
Collins	3.86	3-1	4	2	0	14.0	13	7	6	7	4	0	.250	1
Crooke	3.92	0-1	11	0	0	20.2	15	12	9	16	18	0	.214	2
Payne	4.05	0-0	5	0	0	6.2	12	5	3	2	4	0	.387	0
Padron	4.32	3-8	14	13	6	75.0	87	56	36	29	44	0	.292	11
Givhan	4.50	3-4	15	7	2	48.0	49	38	24	23	35	0	.263	4
Coleman	5.35	0-3	8	7	0	33.2	36	22	20	11	18	0	.269	5
Barras	6.31	1-8	13	12	3	55.2	57	49	39	29	48	0	.265	9
Ledkins	6.32	3-4	14	0	0	15.2	12	13	11	12	19	0	.211	2
Scott	6.68	1-2	11	2	0	31.0	45	35	23	9	12	1	.336	12
Bonner	7.07	0-2	7	2	0	14.0	20	16	11	2	9	0	.328	1
Gilcrease	7.50	2-2	10	4	0	30.0	40	30	25	23	13	0	.333	4
Larkin	11.57	0-1	5	1	0	9.1	21	15	12	4	3	0	.447	1
Totals	5.42	17-36	53	53	11	368.1	421	303	222	177	234	2	.289	56

William Carey College Baseball Statistics

Player	Avg	G	AB	R	H	2B	3B	HR	RBI	BB	HBP	SO	SB	PO	A	E
Nowell	.383	47	154	23	59	7	5	14	53	22	3	39	3	256	43	3
Alexander	.371	61	202	57	75	10	6	4	30	29	6	24	23	101	2	4
Hillman	.369	51	157	41	58	11	3	7	40	32	1	10	4	37	78	16
Adkins	.333	53	180	50	60	7	0	21	64	21	9	26	3	136	21	4
Bush	.315	34	124	31	39	13	1	0	15	11	3	14	3	47	78	17
Gros	.312	52	144	37	45	3	0	2	32	17	5	17	7	46	1	2
Gasley	.311	58	177	39	55	15	2	5	55	19	10	24	2	116	7	6
Winters	.306	35	62	6	19	1	0	1	20	11	1	13	0	16	2	0
Parks	.286	28	35	4	10	3	0	1	7	3	2	12	0	72	5	2
Smith	.274	58	190	48	52	7	4	0	32	25	3	27	7	85	104	11
McIlwain	.246	37	69	15	17	1	0	0	13	14	4	9	0	8	13	6
Long	.244	57	86	37	21	3	0	0	12	10	4	23	18	38	44	9
Harris	.240	30	75	16	18	5	1	0	12	12	0	15	0	121	5	5
Weldt	.231	26	13	16	3	1	0	0	2	2	0	5	1	8	0	0
White	.222	57	108	28	24	5	1	2	20	11	14	36	4	104	3	4
Driver	.173	31	52	1	9	2	0	0	4	7	4	13	0	142	14	4
Gasley	.000	2	3	1	0	0	0	0	1	1	1	0	0	0	0	0
Beeton	.000	2	2	0	0	0	0	0	0	0	0	0	0	2	6	1
Johnson	.000	6	0	2	0	0	0	0	0	0	0	0	0	3	9	0
Totals	.308	61	1833	453	564	94	23	57	412	247	70	307	75	1355	477	100

Player	ERA	W-L	APP	GS	CG	IP	H	R	ER	BB	SO
Bennington	2.42	9-4	33	0	0	63.1	41	19	17	28	74
Johnson	3.00	4-2	17	5	1	39.0	37	14	13	10	33
Harris	3.86	0-0	2	0	0	2.1	2	2	1	1	2
McIlwain	3.85	0-0	2	0	0	2.1	2	1	1	0	1
Beeton	4.91	9-1	14	14	4	73.1	64	46	40	38	48
Heber	5.08	3-3	11	7	1	33.2	29	24	19	34	26
Long	5.11	6-3	23	3	0	56.1	60	39	32	30	39
Caffette	5.92	2-0	9	6	2	38.0	40	27	25	20	24
Room	5.93	4-2	12	11	2	54.2	50	41	36	58	54
Jordan	6.21	6-2	14	14	0	71.0	87	55	49	25	63
Harper	6.35	0-0	5	0	0	5.2	7	4	4	7	4
McCarter	7.71	0-0	4	0	0	2.1	2	2	2	3	2
Morris	12.46	0-0	5	0	0	4.1	9	6	6	3	4
Gasley	15.19	0-1	2	1	0	5.1	8	10	9	9	6
Totals	4.74	43-18	61	61	10	451.2	438	290	238	246	380

GCAC Baseball Records

Team Batting Avg.	Mobile, 1999, .368
.....	Reg. Seas + Tournament, .336
Most Runs. Team Game Avg. .	Mobile, 1999, 8.7
Most Hits Team Totals Seas.	Mobile, 2003, 643
Most Runs, Team Total Seas. ...	LSU-S, 2002, 453
Most Doubles, (Game)	Estopinal, Spring Hill, 1988, 4
Most Doubles, Ind.	Raul Santana, Mobile, 2003, 26
Team Pitching, ERA	Spring Hill, 1992, 2.19
Team Fielding Pct., Seas.	Spring Hill, 1993, .976
Individual Batting Avg.	Kevin Grimes, Spring Hill, 1992, .482
Most Hits, Ind.	Randy McKinion, Spring Hill, 1996, 7
Most HR Team Tot. Seas.	Wm. Carey, 1987, 78
Most Wins, Team	Wm. Carey, 1995, 47
Hit By Pitches	Season-Thibodeaux, Wm. Carey, 2003, 28
.....	Career-Calhoun, Belhaven, 1990-92, 34
Most Triples, Ind.	Hopkins, Mobile, 1993, 7
Most HR Ind.	Adkins, Wm. Carey, 2004, 21
Most RBI Ind.	Williams, Wm. Carey, 1986, 75
Most SB Ind.	Davis, Wm. Carey, 2001, 55/64
Most SB (Game)	Estopinal, Spring Hill, 1987, 7
Most Wins, Ind.	Calhoun, Belhaven, 1991, 14
.....	Melancon, Mobile, 2001, 14
Complete Games	Chiasson, Spring Hill, 1990, 15
Innings Pitched	Melancon, Mobile, 2001, 131.1
Strikeouts	Melancon, Mobile, 2001, 138
Saves	Henington, Wm. Carey, 2003, 13
Best ERA, Ind.	Stein, Spring Hill, 1993, 1.41
Team Record, Best Pct.	Wm. Carey, 1982, .774 (41-12)



2004 All Conference Baseball Team

Player of the Year: Eric Adkins – William Carey

Pitcher of the Year: Justin Hennington – William Carey

Coach of the Year: Bobby Halford – William Carey

Infield

1B	Raul Santana	SR	Mobile
2B	Wesley Gray	SR	LSUS
3B	Ricky Owens	FR	Belhaven
SS	Jason Outlaw	JR	Spring Hill

Pitchers

John Price	JR	Mobile
Kyle Keeton	SR	William Carey
Andy Thibodeaux	SR	Belhaven
Justin Hennington (Relief)	SR	William Carey

Outfield

Gregory Alexander	FR	William Carey
Evan Lee	JR	Spring Hill
Chris Frye	SO	LSUS
David Sudyka	JR	Loyola

Catchers


Travis Nowell	SR	William Carey
Buddy Wyrick	FR	Belhaven

Designated Hitter

Eric Adkins	SR	William Carey
-------------	----	---------------

Utility

Ricardo Rolle	SR	Mobile
---------------	----	--------



GCAC Baseball Schedule 2005

February 18-19

U. of Mobile @ Spring Hill
Belhaven @ LSU-S
Loyola @ William Carey

February 25-26

Loyola @ U. of Mobile
William Carey @ Belhaven
LSU-S @ Spring Hill

March 4-5

Belhaven @ Loyola
Spring Hill @ William Carey
LSU-S @ U. of Mobile

March 11-12

William Carey @ LSU-S
Belhaven @ U. of Mobile
Spring Hill @ Loyola

March 18-19

LSU-S @ Loyola
Spring Hill @ Belhaven
U. of Mobile @ William Carey

April 1-2

Spring Hill @ U. of Mobile
LSU-S @ Belhaven
William Carey @ Loyola

April 8-9

U. of Mobile @ Loyola
Belhaven @ William Carey
Spring Hill @ LSU-S

April 15-16

Loyola @ Belhaven
William Carey @ Spring Hill
U. of Mobile @ LSU-S

April 22-23

LSU-S @ William Carey
U. of Mobile @ Belhaven
Loyola @ Spring Hill

April 29-30

Loyola @ LSU-S
Belhaven @ Spring Hill
William Carey @ U. of Mobile

**Tournament: May 4 - 6
Host - Belhaven College**


2004 All Conference Softball Team

Pitcher of the Year: Kirby Baxter – Mobile

Player of the Year: Denisse Fuenmayor – Mobile

Coach of the Year: Becky Clark – Mobile


Sylvia Bedgood	Mobile
Brenda Box	Mobile
Amy Daigle	Spring Hill
Danielle DeLeon	Spring Hill
Lyndsey Gavulic	Belhaven
Jennifer Girod	Spring Hill
Dana Kelly	Spring Hill
Stephanie Landrum	Mobile
Anne McLean	Mobile
Valerie Ricketts	Spring Hill
Laura Roberts	Belhaven
Aracely Rodriguez	Spring Hill
Meredith Tanner	Mobile
Jessica Wellfin	Spring Hill
Rachael West	Mobile
Alana Worthington	Belhaven



2003 All Conference Cross Country

Men's

Musa Kimeli	Mobile	26:27.36
Oneil Williams	Mobile	27:49.01
Daniel Tidholm	Mobile	27:56.82
Mike Gulotta	Loyola	28:20.66
David Ferguson	Mobile	29:02.30
Gilbert Kogo	Xavier	29:16.74
Eric Speer	Xavier	29:24.95
Joshua Miles	Xavier	29:36.88
Donald Quintana	Spring Hill	29:38.18
Richard Bouckaert	Loyola	29:41.58
Courtney Baloney	Xavier	29:53.61
Randy Givens	Spring Hill	30:19.97



Women's

Kartina Davis	Xavier	20:29.73
Natalie Sargent	Loyola	20:58.40
Natalie Miller	Loyola	21:00.82
Sarah St. Clair	Loyola	21:03.12
Denitra Robinson	Xavier	21:18.31
Kim Kuhaneck	Loyola	21:22.86
Brittany Stillwell	Xavier	21:46.08
Adele Newell	Xavier	22:08.56
Cosetta Grant	Mobile	22:19.21
Amani Harlee	Xavier	22:29.66
Emily Shaffer	Spring Hill	22:40.94
Whitney Ponseti	Spring Hill	22:58.10

2003 GCAC Cross Country Championship

Men's Team

Mobile	2:23:17.63
Xavier	2:28:47.06
Loyola	2:33:19.12
Spring Hill	2:34:39.03
Belhaven	3:11:56.86
Tougaloo	3:15:10.15

Women's Team

Loyola	1:47:45.59
Xavier	1:48:12.34
Spring Hill	2:01:21.09
Belhaven	2:01:58.06
Tougaloo	2:28:13.83

Men's Coach of the Year: Kevin Stoots, University of Mobile

Women's Coach of the Year: Al Seither, Loyola



2003 All-GCAC Volleyball Team

Tameka Cole

Amanda Gillard

Betsy Housh

Kellie King

Shanon LaHaie

Angelia Narcisse

Cicely Ozen

Ashleigh Posner

Kimberlee Rock

Beth Tisdale

Dillard

Loyola

Spring Hill

Spring Hill

Loyola

Dillard

Dillard

Spring Hill

Xavier

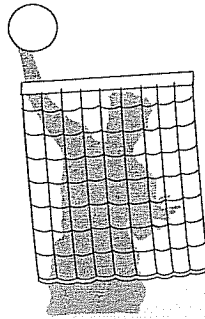
Belhaven

Player of the Year: *Tamisha Brooks – Dillard*

Setter of the Year: *Carley Whitfield – Spring Hill*

Freshman of the Year: *Korey Fondel – Xavier*

Coach of the Year: *Gretchen Speed – Spring Hill*



2003All-GCAC Women's Soccer Team

<u>Position</u>	<u>Player</u>	<u>School</u>	<u>Class</u>
GK	Christine Arnesen	Spring Hill	SR
GK	Sara Cabaniss	Mobile	SR
Def	Alicia Wilson	William Carey	SR
Def	Stephanie Sanchez	Belhaven	SR
Def	Venecia Paul	William Carey	SR
Def	Allison Miller	Mobile	JR
Mid	Kristie Murphy	Spring Hill	FR
Mid	Rose Clemenson	Mobile	FR
Mid	Erika Strachan	Spring Hill	JR
Mid	Bojana Basic	Belhaven	SO
Mid	Lindsay Diak	Loyola	FR
Fwd	Lisa Vidal	Belhaven	JR
Fwd	Audia Sullivan	William Carey	SO
Fwd	Kelly Baltieri	Mobile	FR
Fwd	Rocio Aleman	Spring Hill	SR

Coach of the Year: *Nigel Boulton – William Carey*


Player of the Year: *Christine Arnesen – Spring Hill*



GCAC Champions 1981-2004

Men's Basketball

Xavier University	1981-82
Xavier University	1982-83
William Carey College	1983-84
William Carey College	1984-85
Xavier University	1985-86
William Carey College	1986-87
University of Mobile	1987-88
University of Mobile	1988-89
William Carey College	1989-90
Louisiana College	1990-91
William Carey College	1991-92
Spring Hill College	1992-93
Spring Hill College	1993-94
Southern University, NO	1994-95
Xavier University	1995-96
William Carey College	1996-97
Dillard University	1996-97***
SUNO	1997-98***
University of Mobile	1997-98***
Spring Hill	1998-99*
SUNO	1999-00
Spring Hill	1999-00***
Dillard University	2000-01**
Xavier University	2000-01****
SUNO	2001-02**
Spring Hill	2001-02****
SUNO	2002-03*
University of Mobile	2003-04**
SUNO	2003-04****
Xavier	2003-04****



- *Final Champion. Also Regular Season Champion
- **Final Champion. Also Regular Season Co-Champion
- ***Denotes Regular Season Champion
- ****Denotes Regular Season Co-Champion

Women's Basketball

Belhaven College	1981-82
Dillard University	1982-83**
William Carey College	1982-83**
Xavier University	1982-83**
Dillard University	1983-84
Louisiana College	1984-85
Louisiana College	1985-86
Dillard University	1986-87*
Xavier University	1986-87*
William Carey College	1987-88
Louisiana College	1988-89
Louisiana College	1989-90
University of Mobile	1990-91
William Carey College	1991-92
William Carey College	1992-93
Xavier University	1993-94
Xavier University	1994-95
Xavier University	1995-96
Xavier University	1996-97
Xavier University	1997-98
Louisiana College	1998-99
Spring Hill	1999-00
SUNO	1999-00***
Xavier University	2000-01
Dillard University	2000-01****
University of Mobile	2001-02
Dillard University	2002-03*****
Xavier University	2002-03****
Dillard University	2003-04*****
Xavier University	2003-04****



*Denotes Co-Champions

** Denotes Tri-Champions

***Denotes Regular Season Champion

****Denotes Regular Season Co-Champion

*****Official Champion. Also Regular Season Co-Champion

Baseball

William Carey College	1982
William Carey College*	1983
Spring Hill College*	1983
William Carey College	1984
Spring Hill College	1985
William Carey College	1986
Louisiana College	1987
William Carey College	1988
William Carey College	1989
William Carey College	1990
William Carey College	1991
William Carey College	1992
William Carey College	1993
Belhaven College	1994
William Carey College	1995
William Carey College	1996
Spring Hill College	1997
University of Mobile	1998
University of Mobile	1999
Spring Hill College	2000
Spring Hill College	2001
Loyola University	2002
William Carey	2003
William Carey	2004**
Belhaven College	2004*

*Official Champion

**Regular Season Champion

Softball

University of Mobile	1996
University of Mobile	1997
University of Mobile	1998
University of Mobile	1999
University of Mobile	2000
University of Mobile	2003
University of Mobile	2004



Men's Soccer

Belhaven College	1994
William Carey College	1995
William Carey College	1996
University of Mobile	1997
William Carey	1998
University of Mobile	1999
University of Mobile	2002
University of Mobile	2003




Women's Soccer

University of Mobile	1996
University of Mobile	1997
University of Mobile	1998
University of Mobile	1999
University of Mobile	2000
William Carey	2001
William Carey	2002
Belhaven College	2003




Men's Tennis

Belhaven College	1982
Belhaven College	1985
Belhaven College	1986
Belhaven College	1987
Belhaven College	1988
Belhaven College	1989
Belhaven College	1990
Belhaven College	1991
University of Mobile	1992
University of Mobile	1993
University of Mobile	1994
University of Mobile	1995
University of Mobile	1996
University of Mobile	1997
University of Mobile	1998
Spring Hill College	1999
Spring Hill College	2000
Spring Hill College	2002
Spring Hill College	2003
Spring Hill College	2004



Women's Tennis

University of Mobile	1995
University of Mobile	1996
University of Mobile	1997
University of Mobile	1998
Spring Hill College	1999
Dillard University	2000
Xavier University	2002
Xavier University	2003
Xavier University	2004



Men's Cross Country

Tougaloo College	1986
Tougaloo College	1987
Southern University	1988
Southern University	1989
University of Mobile	1990
University of Mobile	1991
University of Mobile	1992
University of Mobile	1993
University of Mobile	1995
University of Mobile	1996
University of Mobile	1997
University of Mobile	1998
University of Mobile	1999
Loyola University	2000
Loyola University	2001
Loyola University	2002
University of Mobile	2003



Women's Cross Country

Southern University	1986
Louisiana College	1987
Southern University	1988
Southern University	1989



Women's Cross Country (cont'd.)

Southern University	1990
University of Mobile	1991
Spring Hill College	1992
University of Mobile	1993
University of Mobile	1995
University of Mobile	1996
University of Mobile	1997
University of Mobile	1998
University of Mobile	1999
University of Mobile	2000
Loyola University	2001
Xavier University	2002
Loyola University	2003



Golf - Men's

University of Mobile	1996
University of Mobile	1997
Spring Hill College	1998
Spring Hill College	1999
University of Mobile	2002
University of Mobile	2003
University of Mobile	2004



Volleyball

William Carey	1999
Loyola University	2000
Loyola University	2002
Spring Hill College	2003



Thomas Howell Cup (All-Sports Champion)

Louisiana College and William Carey College	1986
University of Mobile	1988
University of Mobile	1989
University of Mobile	1990
University of Mobile	1991
University of Mobile	1992
University of Mobile	1993
University of Mobile	1994
University of Mobile	1995
University of Mobile	1996
University of Mobile	1997
University of Mobile	1998
University of Mobile	1999
Spring Hill College	2000
University of Mobile	2001
Spring Hill College	2002
Spring Hill College	2003
University of Mobile	2004



Schools Competing (NAIA Recognized Sports)

Men's and Women's Basketball

Belhaven College
Dillard University
Louisiana State University-Shreveport
Loyola University
University of Mobile
Southern University-NO
Spring Hill College
Tougaloo College
William Carey College
Xavier University

Men's & Women's Soccer

Belhaven College
Loyola University (Women only)
University of Mobile
Spring Hill College
William Carey College

Men' and Women's Cross Country

Belhaven College
Dillard University
Loyola University
Southern University - NO
Spring Hill College
Tougaloo College
Xavier University

Men's and Women's Track (Outdoor and Indoor)

Loyola University (Outdoor only)
Southern University - NO

Volleyball

Belhaven College
Dillard University
Loyola University
Spring Hill College
Xavier University

Baseball

Belhaven College
Louisiana State University- Shreveport
Loyola University
University of Mobile
Spring Hill College
Tougaloo College (no GCAC
competition)
William Carey College

Softball

Belhaven College
University of Mobile
Spring Hill College
William Carey College

Men's & Women's Tennis

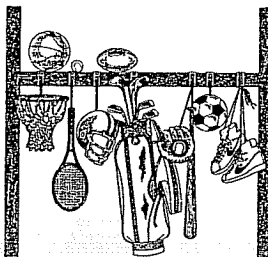
Belhaven College
Dillard University
University of Mobile (Women only)
Spring Hill College
Tougaloo College
Xavier University

Golf (Men's and Women's)

Belhaven College (Men only)
University of Mobile
Spring Hill College
Tougaloo College
William Carey (Men only)


Swimming

Spring Hill College





GCAC Honor Roll



LSU-S

Dustin Bissonette	Baseball	3.04
Chase Cox	Baseball	3.21
Chris Frye	Baseball	3.06
Royce Legg	Basketball (M)	3.67

University of Mobile

Student	GPA	Sport	Student	GPA	Sport
John Barrow	3.01	Baseball	Allison Miller	4.0	Soccer (W)
Seth Naugle	3.12	Baseball	Heather Person	3.51	Soccer (W)
Gimel Lewis	3.29	Basketball (M)	Holly Person	3.36	Soccer (W)
Jessica Barber	3.17	Basketball (W)	Giselle Thomas	4.0	Soccer (W)
Trevor Chandler	3.61	Basketball (W)	Kirsten Turner	3.81	Soccer (W)
Rachel Farmer	3.18	Basketball (W)	Kirby Baxter	3.45	Softball
Sasha Lilly	3.06	Basketball (W)	Sylvia Bedgood	3.75	Softball
Kinga Rybarczyk	3.90	Basketball (W)	Brenda Box	3.13	Softball
Keli Saragusa	3.25	Basketball (W)	Haley Nelson	3.54	Softball
Cosetta Grant	3.20	Cross Country	Meredith Tanner	3.08	Softball
Matthew Drinkard	3.35	Golf (M)	Molly Walker	3.3	Softball
Margaret Kendall	3.31	Golf (W)	Cristen Gracey	3.92	Tennis (W)
James Ferguson	3.0	Soccer (M)	Christina Kersten	3.90	Tennis (W)
Mike Fricke	3.25	Soccer (M)	Bethany Sharp	3.42	Tennis (W)
Kevin Laux	3.48	Soccer (M)	Margot Wallace	3.38	Tennis (W)
Jason Miniaci	3.20	Soccer (M)	Tiffany Williams	3.82	Tennis (W)
Ruben Risco	3.23	Soccer (M)	Cosetta Grant	3.04	Track

Spring Hill College

Student	GPA	Sport	Student	GPA	Sport
Josh Coleman	3.10	Baseball	Charlie Robertson	3.16	Soccer (M)
Darrin Gilcrease	3.01	Baseball	Greg Schinker	3.12	Soccer (M)
Justin Guntli	3.71	Baseball	Blake Schindler	3.14	Soccer (M)
Jake Ledkins	3.59	Baseball	Dragan Stojanovich	3.90	Soccer (M)
Matt Parker	3.23	Baseball	Christine Arnesen	3.22	Soccer (W)
Matt Scott	3.43	Baseball	Kari Kant	3.13	Soccer (W)
Matt Forget	3.74	Basketball (M)	Corry Paul	3.59	Soccer (W)
Derrick Kibler	3.62	Basketball (M)	Sarah Peter	3.16	Soccer (W)
Megan Pendergast	3.35	Basketball (W)	Erica Strachan	3.66	Soccer (W)
Tamara Tilley	3.85	Basketball (W)	Dani DeLeon	3.36	Soffball
Amy Young	3.76	Basketball (W)	Jennifer Girod	3.00	Soffball
Don Quintana	3.64	CC (M)	Dana Kelly	3.69	Soffball
Marie Adam	3.15	CC (W)	Alicia Perry	3.38	Soffball
Lauren Hansell	3.77	CC (W)	Valerie Ricketts	3.89	Soffball
Veronica Martin	3.24	CC (W)	Aracely Rodriguez	3.23	Soffball
Georgiana Morales	3.16	CC (W)	Brian Duke	3.80	Swimming (M)
Anne Schmidt	3.00	CC (W)	Kellie Fassbender	3.54	Swimming (W)
Aaron Freesmeier	3.00	Golf (M)	Katheryn Overturf	3.63	Swimming (W)
Jeremy Gaffney	3.58	Golf (M)	John Dennison	3.23	Tennis (M)
Derek Ryder	3.13	Golf (M)	Pablo Russo	3.00	Tennis (M)
Pete Voelker	3.39	Golf (M)	Jenny Favre	3.10	Tennis (W)
Mary Chris Becker	3.31	Golf (W)	Krissi Weigand	3.10	Tennis (W)
Brandy Ghiotto	3.60	Golf (W)	Julie Cashion	3.38	Volleyball
Erin Illg	3.05	Golf (W)	Mallory Duren	3.01	Volleyball
Michael Bacon	3.19	Golf (M)	Kelly Hargett	3.17	Volleyball
Matt Kane	3.01	Soccer (M)	Betsy Housh	3.57	Volleyball
Thomas Kozma	3.42	Soccer (M)	Tess Jezik	3.16	Volleyball
Joe Kula	3.01	Soccer (M) & Tennis (M)	Jessica Moore	3.36	Volleyball
Love Nelson	3.15	Soccer (M)	Ashleigh Posner	3.85	Volleyball
Nahuel Ponce	3.54	Soccer (M)	Carley Whitfield	3.74	Volleyball

William Carey College

Student	GPA	Sport	Student	GPA	Sport
Andrew Barron	3.76	Soccer (M)	Sherri Anderson	3.81	Softball
Josiah Burns	4.00	Soccer (M)	Janelle Austrom	3.92	Softball / Soccer (W)
Daniel Cookmeyer	3.04	Soccer (M)	Helen Hernandez	3.59	Softball
Garrett Hiebert	3.21	Soccer (M)	Kim Heterington	3.30	Softball
Nichoals Mulvaney	3.06	Soccer (M)	Demitrice Jones	3.37	Softball
Mark Soutar	3.30	Soccer (M)	Daphne Lampkin	3.34	Softball
Britany Axford	3.65	Soccer (W)	Delaney MacLean	3.78	Softball
Karen Embry	3.53	Soccer (W)	Mark Broom	3.49	Baseball
Emilia Johansson	3.25	Soccer (W)	Joseph Driver	3.16	Baseball
Venecia Paul	3.85	Soccer (W)	Joshua Johnson	3.53	Baseball
Alicia Wilson	3.45	Soccer (W)	Jeffrey Long	3.31	Baseball
Kayla Cooley	3.40	Basketball (W)	Andrew McCarter	3.10	Baseball
Keely Marshall	3.36	Basketball (W)	Travis Nowell	3.20	Baseball
Chancey Nicks	3.72	Basketball (W)	Lucien Weber	3.27	Baseball

Xavier University

Student	GPA	Sport	Student	GPA	Sport
Jason White	3.07	Track (M)	Thomas Fugate	3.7	Tennis (M)
Andre Tilton	3.4	Track (M)	Charel Middleton	3.21	Tennis (W)
Stephen Evans	3.54	Track (M)	Tiffany Scott	3.32	Tennis (W)
Christopher Whitmore	3.94	Track (M)	Michelle Lang	3.86	Tennis (W)
Tamara Byrd	3.00	Track (W)	Rayna Andrews	3.18	Volleyball
Yasmira Jackson	3.02	Track (W)	Kristal Atkins	3.37	Volleyball
Danielle Major	3.06	Track (W)	Tyne Carrington	3.42	Volleyball
Yolanda Winfrey	3.17	Track (W)	Meisha Graham	3.55	Volleyball
Yolanda Harrison	3.22	Track (W)	Emmary Butler	3.73	Volleyball
Carole Ellis	3.26	Track (W)	Jonathan Harper	3.00	Basketball (M)
Renita Madu	3.37	Track (W)	Davian Dixon	3.07	Basketball (M)
Erica Chavis	3.39	Track (W)	Michael Varnado	3.69	Basketball (M)
Sarah Price	3.47	Track (W)	Nicole Alexander	3.00	Basketball (W)
Robyn Turner	3.5	Track (W)	Jarryn Cleaves	3.00	Basketball (W)
Jiperi Breaux	3.58	Track (W)	Brittany Whitmore	3.08	Basketball (W)
Tory Caudle	3.87	Track (W)	Jovanna Miller	3.45	Basketball (W)
Jessica Butler	3.88	Track (W)	Audrey Jones	3.54	Basketball (W)
Gilbert Kogo	3.03	CC (M)	Sherona Nash	3.73	Basketball (W)
Carlos Malbrew	3.43	CC (M)			
Taliah Johnson	3.7	CC (W)			

GCAC CALENDAR 2004- 2005

October 5	GCAC Fall Meeting, Dillard University
October 23	Men's/Women's Cross Country Championship
November 12-13	Volleyball Tournament, Xavier
TBA	Women's Golf Tournament
February 28- March 8	Men's & Women's Basketball Tournament or Playoffs
March 18-21	NAIA National Meeting, Kansas City, MO
TBA	Men's Golf Tournament, Hattiesburg, MS
TBA	Tennis Tournament, TBA
TBA	Soffball Tournament, TBA
April 26	GCAC Spring Meeting, LSU-S
May 4-6	Baseball Tournament, Belhaven College

