

GULF COAST ATHLETIC CONFERENCE



2003-2004 DIRECTORY

TABLE OF CONTENTS 2003-2004

Conference History	3
Past Presidents	4
GCAC Officers	5
GCAC Eligibility Committee	6
GCAC Sports Committee Chairs	6
GCAC Executive Committee	7

MEMBER INFORMATION AND TEAM BASKETBALL STATISTICS 2002-2003

Belhaven College	8
Dillard University	11
Louisiana State University-Shreveport	14
Loyola University	16
University of Mobile	19
Southern University in New Orleans	23
Spring Hill College	25
Tougaloo College	28
William Carey College	30
Xavier University	33

BASKETBALL STATISTICS, 2002-2003 SEASON

Conference Men's Statistics	36
Individual	38
Season Records	41
Game Records	42
Men's All Conference Team	43
Women's All Conference Team	44
Conference Women's Statistics	45
Individual	47
Season Records	49
Game Records	50
2004 Basketball Schedule	51

BASEBALL STATISTICS 2003

Baseball Standings and Statistics	52
Belhaven College	55
Louisiana State University-Shreveport	56
Loyola University	57
University of Mobile	58
Spring Hill College	59
William Carey College	60
GCAC Baseball Records	61
All Conference Baseball	62
2004 Baseball Schedule	63
All-Conference Softball	64
All-Conference Cross Country	65
All-Conference Soccer (Women's)	66
All-Conference Volleyball (Women's)	67
Golf Championships	68
GCAC Champions 1981-2003	69
Thomas Howell Cup Champions 1986-2003	75
Schools Competing (By Sport)	76
GCAC Honor Roll	77
GCAC 2003-2004 Calendar	79

GCAC: www.gcaconf.com

**NAIA: (913) 791-0044
www.naia.org**

HISTORY

The Gulf Coast Athletic Conference developed out of a series of meetings held over a period of almost four years. A number of private four-year schools in the Gulf Coast region with similar educational standards, enrollments, budgets, and athletic philosophies mutually felt the need for a conference.

In April and May, 1981, a constitution was developed, officers were elected and the decision was made to proceed with conference competition during the 1981-82 school year. Charter officers were Anthony M. Rachal, Jr., Xavier University, president; John Burton, Spring Hill College, vice-president; Mark Windham, Belhaven College, secretary-treasurer; and Thomas Howell, Louisiana College, commissioner. Charter members were Belhaven College of Jackson, Mississippi; Dillard University and Xavier University of New Orleans, Louisiana; Louisiana College of Pineville, Louisiana; Spring Hill College of Mobile, Alabama; Tougaloo College of Tougaloo, Mississippi; and William Carey College of Hattiesburg, Mississippi.

In August, 1981, the GCAC received recognition as an NAIA Affiliated Conference. The University of Mobile, Alabama was admitted in October, 1985, Southern University in New Orleans was granted admission in May, 1986, Loyola University was admitted in April, 1995, and Talladega College was admitted in April, 1999 and Louisiana State University-Shreveport became a member in April, 2000. In May 2000, Louisiana College and Belhaven College withdrew. In April, 2002, Belhaven College was re-admitted. In August, 2002, Talladega College withdrew.

PAST PRESIDENTS

Anthony M. Rachal, Jr.	Xavier University	1981-82
John Burton	Spring Hill	1982-83
John Burton	Spring Hill	1983-84
Charles C. Teamer, Sr	Dillard University	1984-85
Milton Wheeler	William Carey	1985-86
Charles C. Teamer, Sr.	Dillard University	1986-87
Billy Allgood	Louisiana College	1987-88
Francis Garner	University of Mobile	1988-89
Artis Davenport	Southern University in N.O.	1989-90
Sr. Grace Mary Flickinger	Xavier University	1990-91
Charles C. Teamer, Sr.	Dillard University	1991-92
Felix James	Xavier University	1992-93
Bill Elder	University of Mobile	1993-95
Sr. Grace Mary Flickinger	Xavier University	1995-99
John Runda	University of Mobile	1999-01

2003-2004

Gulf Coast Athletic Conference Officers

President: Steve Knight, William Carey College

Phone: 601-318-6415

Fax: 601-318-6550

Home: 601-268-7039

Email: sknight@wmcarey.edu

Vice President: Vincent Johnson, SUNO

Phone: 504-286-5141

Fax: 504-584-5512

Home: 504-254-0581

Email: vjohnson@suno.edu

Secretary-Treasurer: Grace Beall

P.O. Box 515, Louisiana College
Pineville, LA 71359

Home: 318-473-1983

Email: grace@gracebeall.com

Commissioner: Thomas Howell

216 Myrtle Street
Pineville, LA 71360

Phone: 318-487-7102

Fax: 318-487-7288

Home: 318-442-3179

Email: howell@lacollege.edu

Conference Information Director: Chuck Knight

100 Dewitt Circle
Hattiesburg, MS 39402

Phone: 601-266-5952

Fax: 425-675-5957

Home: 601-264-5017

Email: chuckknight@gcaconf.com

Supervisors of Officials:

Men's Basketball

Bob Collins

P.O. Box 4514

Biloxi, MS 39535

Phone: 228-896-4511

Fax: 228-896-7000

Home: 228-896-7373

Women's Basketball

Greg Federico

131 Fernwood Dr.

Pass Christian, MS 39571

Phone: 504-887-3507

Fax: 504-887-8140

Home: 228-452-3564

Conference Faculty Athletic Rep: Sr. Grace Mary Flickinger, Xavier

Phone: 504-483-7526

Fax: 504-485-7918

Home: 504-482-0917

Email: gflickin@xula.edu

Conference Registrar: Carolyn Evans, Tougaloo College

Phone: 601-977-7765

Fax: 601-977-6164

GCAC Eligibility Committee

Sr. Grace Mary Flickinger

Dr. John Runda

Dr. Milton Wheeler

Xavier

Mobile

William Carey

Sports Committee Chairs

Men's Basketball

Women's Basketball

M/W Cross Country / Track and Field

Baseball

Softball

Golf

Men's Soccer

Women's Soccer

Men's & Women's Tennis

Volleyball

Steve Knight

Dobee Plaisance

Kevin Stoots

Rocke Musgraves

Coby Mackin

Terry Hopper

Peter Fuller

Wolf Koch

Allen Green

Gretchen K. Speed



GCAC EXECUTIVE COMMITTEE

Belhaven Dr. Wynn Kenyan

Dillard Dr. Joy O'Shields

LSUS Dr. Terry G. Harris

Loyola University Fr. David Boileau

Mobile Dr. John Runda


SUNO Dr. Vincent Johnson

Spring Hill Mr. Andre Honoree

Tougaloo Dr. James Coleman

William Carey Coach Steve Knight

Xavier Sr. Grace Mary Flickinger



LET YOUR LIGHT SHINE
BEFORE MEN, THAT THEY
MAY SEE YOUR GOOD
DEEDS AND PRAISE YOUR
FATHER IN HEAVEN.
MATTHEW 5:16

Belhaven College
1500 Peachtree Street
Jackson, MS 39202
Athletic Phone: 601-968-5956
Fax #: 601-965-7025

Nickname: Blazers
Colors: Green & Vegus Gold
President: Dr. Roger Parrott
Fieldhouse: Heidelberg Gymnasium (seats 500)

Athletic Director

Dale Hatcher

Phone: 601-968-5956
Email: dhatcher@belhaven.edu

Athletic Secretary

Jennifer Ainsworth

Phone: 601-968-5956
Email: jainsworth@belhaven.edu

Coaching Staff:

Men's Basketball

Dale Hatcher

Phone: 601-968-5936
Email: dhatcher@belhaven.edu

Men's Basketball Assistant

Josh Brooks

Phone: 601-968-5953
Email: jbrooks@belhaven.edu

Women's Basketball

Billy Evans

Phone: 601-968-8812
Email: bevans@belhaven.edu

Baseball

Hill Denson

Phone: 601-968-8898
Cell: 601-209-3470
Email: hdenson@belhaven.edu

Baseball Assistant

Clay Smith

Phone: 601-968-5984
Email: csmith@belhaven.edu

Softball

Andrea Roberts

Phone: 601-968-8768
Email: aroberts@belhaven.edu

Belhaven College

Men's Soccer

Women's Soccer

**Tennis
(Men's & Women's)**

**Cross Country
(Men's & Women's)**

Volleyball

**Golf
(Men's and Women's)**

Athletic Trainer

Sports Information Director

Faculty Athletic Representative

Registrar

Phil Moyer

Phone: 601-965-7013
Email: pmoyer@belhaven.edu

Corey Rose

Phone: 601-968-8708
Email: crose@belhaven.edu

Judy Chance

Phone: 601-968-8842
Email: jchance@belhaven.edu

Christie Barber

Phone: 601-968-8765
Email: cbarber@belhaven.edu

Julie Langford

Phone: 601-968-8891
Email: jlangford@belhaven.edu

Bob Ford

Phone: 601-968-8842
Email: rford@belhaven.edu

Jeff Martinez

Phone: 601-968-8789
Email: jmartinez@belhaven.edu

TBA

Phone: 601-968-8771
Email:

Dr. Wynn Kenyon

Phone: 601-968-5959
Fax: 601-968-9998
Email: wkenyon@belhaven.edu

Donna Weeks

Phone: 601-968-5922
Fax: 601-968-9998
Email: dweeks@belhaven.edu

Belhaven Men's Basketball Statistics

Player	G	FGM/ATT	PCT	FTM/ATT	PCT	PTS/AVG	REB/AVG	AST	TO	ST	PF
Smith	31	196-324	.605	56-106	.528	449-14.5	175-5.6	40	56	21	82
Pughley	31	101-225	.449	74-99	.747	303-9.8	214-6.9	76	67	31	93
Moore	30	96-248	.387	58-77	.753	279-9.3	93-3.1	95	70	38	63
Arceneaux	31	87-226	.385	29-38	.763	260-8.4	67-2.2	70	55	41	62
Dupree	31	77-189	.407	30-84	.357	192-6.2	103-3.3	43	76	36	76
Slater	31	58-138	.420	25-35	.714	169-5.5	56-1.8	30	50	19	35
O'Quinn	29	46-122	.377	34-45	.756	133-4.6	69-2.4	26	32	11	38
Bryant	31	47-103	.456	35-62	.565	129-4.2	76-2.5	16	35	7	54
Pierce	28	27-71	.380	25-44	.568	80-2.9	63-2.3	49	51	29	49
Griffin	28	19-53	.358	9-21	.429	59-2.1	32-1.1	16	12	9	29
Kelsey	17	10-25	.400	1-2	.500	29-1.7	13-0.8	9	9	4	12
White	12	6-7	.857	1-1	1.000	16-1.3	4-0.3	1	4	4	3
Clarke	18	1-11	.091	10-14	.714	12-0.7	9-0.5	3	5	1	5
Totals	31	771-1742	.443	387-628	.616	2110-68.1	975-31.5	474	522	251	601

Belhaven Women's Basketball Statistics

Player	G	FGM/ATT	PCT	FTM/ATT	PCT	PTS/AVG	REB/AVG	AST	TO	ST	PF
Johnson	9	12-28	.429	12-21	.571	37-4.1	20-2.2	2	11	8	14
Asay	2	0-0	.000	0-0	.000	0-0.0	0-0.0	0	0	0	0
Ranfoss	30	149-360	.414	71-94	.755	457-15.2	100-3.3	93	101	43	51
Kopszywa	24	13-38	.342	12-17	.706	38-1.6	16-0.7	3	18	5	31
White	30	139-316	.440	52-72	.722	344-11.5	179-6.0	23	35	43	87
Jackson	30	22-71	.310	12-19	.632	57-1.9	55-1.8	22	29	13	32
Gray	29	26-85	.306	29-55	.527	85-2.9	36-1.2	46	65	24	52
Carter	30	78-188	.415	46-86	.535	202-6.7	176-5.9	17	56	45	79
Willis	28	76-211	.360	60-85	.706	241-8.6	107-3.8	85	69	34	73
Miller	17	7-22	.318	5-8	.625	19-1.1	15-0.9	2	7	0	9
Braddy	15	8-26	.308	4-4	1.000	21-1.4	7-0.5	11	9	3	6
Jiles	29	12-53	.226	14-21	.667	38-1.3	84-2.9	8	11	23	62
Hardin	28	120-309	.388	39-52	.750	324-11.6	105-3.8	83	96	54	51
Jones	14	62-140	.443	30-52	.577	155-11.1	135-9.6	1	20	18	31
Lee	1	0-0	.000	0-0	.000	0-0.0	0-0.0	0	0	0	0
Totals	30	724-1847	.392	386-586	.659	2018-67.3	1035-34.5	396	527	313	578



Dillard University
2601 Gentilly Blvd.
New Orleans, LA 70122
Fax #: 504-816-4365

Nickname: Blue Devils, Devilettes
Colors: Royal Blue and White
Enrollment: 1900
President: Dr. Michael Lomax
Fieldhouse: A.W. Dent (seats 3500)

Athletic Director

Clifford Barthe

Phone: 504-816-4534

Email: cbarthe@dillard.edu

Athletic Secretary

Rebecca Fondren

Phone: 504-816-4004

Coaching Staff:

Men's Basketball

Marco Borne

Phone: 504-816-4181

Men's Basketball Assistant

Phone: 504-816-4755

Women's Basketball

Mark Cook

Phone: 504-816-4752

Home: 504-245-0501

Women's Basketball Assistant

Desma Thomas

Phone: 504-816-4533

Tennis

James E. Branche

Phone: 504-816-4186

Home: 504-289-4412

Cross Country

Phone: 504-816-4181

Home:

Volleyball

Javonne Butler

Phone: 504-816-4003

Dillard University

Athletic Trainer

Jeff Arceneaux

Phone: 504-816-4535

Sports Information/Publicity *Each head coach is responsible.*

Faculty Athletic Representative

Dr. Joy O'Shields

Phone: 504-816-4829

Fax: 504-816-4846

Registrar

Connie Seymor

Phone: 504-816-4683

Dillard Men's Basketball Statistics

Player	G	FGM/ATT	PCT	FTM/ATT	PCT	PTS/AVG	REB/AVG	AST	TO	ST	PF
Josh Jones	31	194-450	.431	83-123	.675	542-17.5	154-5.0	44	50	43	72
Alfredo Off	31	187-394	.475	68-97	.701	493-15.9	184-5.3	65	79	65	59
Eric Bell	30	142-240	.592	49-67	.731	333-11.1	188-5.6	43	63	36	99
K. Williams	27	83-184	.451	77-109	.706	246-8.1	135-5.0	18	43	26	72
Jamal Jones	28	76-165	.451	44-59	.746	213-7.6	97-3.5	27	45	23	60
Evan Cleaver	28	66-131	.504	31-59	.525	168-6.0	56-2.0	67	51	31	36
Orin Mohan	29	47-119	.395	58-76	.762	163-5.6	73-2.5	77	70	36	41
Eric Mercier	12	56-108	.510	13-27	.481	124-10.4	50-4.0	7	20	10	36
E. Jasmine	21	15-41	.366	8-21	.429	48-1.9	27-1.3	14	12	10	21
A. Lynn	17	6-19	.316	6-11	.545	18-1.1	14-0.8	1	3	8	17
M. Barnes	10	4-17	.235	6-10	.600	15-1.5	7-0.7	3	1	3	2
C. Spellmon	6	3-6	.500	2-2	1.000	8-1.3	2-0.3	0	1	1	2
Darrell Parker	7	3-9	.333	2-2	1.000	8-1.1	2-0.3	0	1	1	3
Jarvis Watson	7	2-5	.400	0-0	.000	5-0.7	0-0.0	0	3	0	3
TOTALS		884-1888	.458	448-663	.676	2377-76.7	1013-32.7	378	448	285	523

Dillard Women's Basketball Statistics

Player	G	FGM/ATT	PCT	FTM/ATT	PCT	PTS/AVG	REB/AVG	AST	TO	ST	PF
Samuels	27	182-396	.460	77-99	.778	485-18.0	83-3.1	62	67	79	47
Owens	28	116-236	.492	102-136	.750	339-12.1	129-4.6	66	87	38	51
Wane	28	70-169	.414	33-51	.647	173-6.2	197-7.0	8	48	11	58
Rodriguez	28	56-131	.427	36-60	.600	149-5.3	153-5.5	25	43	30	63
Hamp	27	54-136	.397	39-56	.696	148-5.5	68-2.5	24	54	21	50
Houston	24	41-85	.482	36-46	.783	126-5.3	65-2.7	11	29	15	41
Landry	26	51-122	.418	17-26	.654	119-4.6	44-1.7	21	32	17	23
Cruse	27	44-90	.489	18-41	.439	106-3.9	123-4.6	0	24	8	50
Onyenekwn	25	42-90	.467	17-34	.500	101-4.0	113-4.5	4	29	11	50
Hagans	25	36-60	.533	10-18	.556	74-3.0	66-2.6	6	28	12	24
Gibson	16	12-38	.316	2-6	.333	36-1.6	36-2.3	4	13	1	15
Montgomery	9	7-24	.292	5-11	.455	19-2.1	12-1.3	5	7	6	5
Flowers	13	4-15	.267	10-10	1.000	19-1.5	14-1.1	3	14	4	11
Totals		711-1592	.447	402-594	.677	1884-67.3	1144-40.9	239	98	475	488

Louisiana State University at Shreveport

One University Place

Shreveport, LA 71115

Athletic Department: 318-797-4106

Fax #: 318-798-4179



Nickname: Pilots

Colors: Royal Blue and Gold

Enrollment: 4,000

President: Dr. Vincent J. Marsala

Fieldhouse: Health & Physical Education Building

Athletic Director

Doug Robinson

Phone: 318-798-4107

Home: 318-219-0708

Email: drobinson@pilot.lsus.edu

Athletic Secretary

Sara DeBroeck

Phone: 318-797-5194

Email: sdebroec@pilot.lsus.edu

Coaching Staff:

Baseball

Rocke Musgraves

Phone: 318-798-4106

Home: 318-219-0708

Email: rmusgrav@pilot.lsus.edu

Men's Basketball

Chad McDowell

Phone: 318-797-5194

Home: 318-207-2423

Email: cmcdowell@pilot.lsus.edu

Women's Basketball

Ronnie Howell

Phone: 318-797-5194

Home: 318-752-2946

Email: rhowell@pilot.lsus.edu

Louisiana State University at Shreveport

Sports Information/Publicity

Jonathan DePriest

Phone: 318-797-5194

Home: 214-293-6578

Email: sports@pilot.lsus.edu

Faculty Athletic Representative

Dr. Terry G. Harris

Phone: 318-797-5287

Home: 318-797-2308

Email: tharris@pilot.lsus.edu


Registrar

Julie Wilkins

Phone: 318-797-4249

Home: 318-868-2245

Email: jwilkins@pilot.lsus.edu



Loyola University

Recreational Sports Complex, Box 53
6363 St. Charles Ave.
New Orleans, LA 70118
Fax #: 504-864-7380

Nickname: Wolfpack
Colors: Maroon and Gold
Enrollment: 5,000

President: Rev. Bernard P. Knoth, S.J.

Fieldhouse: The Den (Loyola Sports Complex)

Athletic Director

Jerry Hernandez

Phone: 504-864-7711
Home: 504-834-2818
Email: gjhernan@loyno.edu

Assistant Athletic Director

DoBee Plaisance

Phone: 504-864-7577
Home: 504-361-3008
Email: mplaisan@loyno.edu

Assistant Athletic Director

Brett Simpson

Phone: 504-864-7396
Home:
Email: bsimpson@loyno.edu

Administrative Assistant

Doris Bordelon

Phone: 504-864-7225
Email: dsbordel@loyno.edu

Coaching Staff:

Men's Basketball

Jerry Hernandez

Phone: 504-864-7711
Home: 504-834-2818
Email: gjhernan@loyno.edu

Assistant Women's Basketball

DoBee Plaisance

DoBee Plaisance

Phone: 504-864-7577
Home: 504-361-3008
Email: mplaisan@loyno.edu

Loyola University

Baseball

Gregg Mucerino

Phone: 504-864-7392

Home: 504-739-9056

Email: gmucerin@loyno.edu

Track/Cross Country (Men's & Women's)

Mike Corn

Phone: 504-864-7395

Home: 504-734-7902

Email: mikecorn@loyno.edu

Women's Soccer

Emmy Therrell

Phone: 504-864-7398

Home: 504-834-8852

Email: therrell@loyno.edu

Women's Volleyball

Thomas Harold

Phone: 504-864-7397

Home: 504-833-5995

Email: tharold@loyno.edu

Sports Information Director

Brett Simpson

Phone: 504-864-7396

Home: 504-861-9163

Email: bsimpson@loyno.edu

Faculty Athletic Representative

Fr. David Boileau

Phone: 504-865-3940

Home: 504-866-6006

Fax: 504-865-3948

Email: daboileau@loyno.edu

P.O. Box 107

New Orleans, LA 70118

Registrar

Kathy Gros

Phone: 504-865-3552


Email: kgros@loyno.edu

Loyola University Men's Basketball Stats

Player	G	FGM/ATT	PCT	FTM/ATT	PCT	PTS/AVG	REB/AVG	AST	TO	ST	PF
Barnes	32	232-525	.442	128-174	.736	690-21.6	223-7.0	92	75	24	56
Truax	32	104-242	.430	54-84	.643	294-9.2	100-3.1	64	65	23	77
Hernandez	29	72-194	.371	43-67	.642	229-7.9	114-3.9	93	118	36	75
Olivard	30	78-158	.494	57-74	.770	214-7.1	77-2.6	17	57	4	88
Powell	21	53-125	.424	17-30	.567	137-6.5	52-2.5	30	30	12	44
Tyson	31	65-181	.359	24-28	.857	182-5.9	107-3.5	30	44	25	73
Bunn	19	36-95	.379	9-14	.643	98-5.2	42-2.2	26	37	12	20
McCall	32	52-168	.310	22-29	.759	155-4.8	95-3.0	32	29	13	60
Senna	32	44-96	.458	14-29	.483	102-3.2	95-3.0	41	28	16	51
McGee	13	5-12	.417	4-7	.571	14-1.1	13-1.0	0	6	4	11
Barnitz	7	1-5	.200	2-5	.400	4-0.6	1-0.1	2	1	1	3
Schulze	22	2-16	.125	5-6	.833	10-0.5	13-0.6	4	15	2	26
Barnit	13	1-13	.077	2-2	1.00	5-0.4	4-0.3	1	1	0	4
Totals	32	745-1830	.407	381-549	.694	2134-66.7	1022-31.9	432	522	172	588

Loyola University Women's Basketball Stats

Player	G	FGM/ATT	PCT	FTM/ATT	PCT	PTS/AVG	REB/AVG	AST	TO	ST	PF
Jackson	31	156-447	.349	96-143	.671	453-14.6	166-5.4	29	75	60	60
St. Mary	29	116-345	.336	73-91	.802	359-12.4	98-3.4	53	130	50	44
White	31	127-272	.467	53-62	.855	307-9.9	180-5.8	11	58	35	107
Bordelon	30	60-165	.364	82-111	.739	212-7.1	92-3.1	103	111	57	85
Landry	31	32-91	.352	20-45	.444	88-2.8	61-2.0	20	34	16	33
Miller	31	31-109	.284	2-6	.333	80-2.6	48-1.5	26	43	11	29
Pilgreen	31	24-96	.250	11-21	.524	71-2.3	63-2.0	42	69	14	36
Curtis	28	23-76	.303	4-15	.267	59-2.1	23-0.8	3	20	8	19
Tucker	2	0-1	.000	4-4	1.00	4-2.0	0-0.0	0	3	1	0
Dawkins	30	17-62	.274	16-29	.552	50-1.7	107-3.6	6	30	16	54
Fielder	28	17-50	.340	4-9	.444	42-1.5	32-1.1	7	24	10	19
Gould	4	2-12	.167	1-2	.500	5-1.3	8-2.0	0	2	4	3
DeFrancisco	3	1-7	.143	0-0	.000	2-0.7	2-0.7	0	3	1	1
Gurley	9	2-3	.667	0-0	.000	4-0.4	8-0.9	3	3	2	3
Totals	31	608-1736	.350	366-538	.680	1736-56.0	987-31.8	303	620	285	493



University of Mobile

P.O. Box 13220

Mobile, AL 36663-0220

Physical Address: 5737 College Parkway

Mobile, AL 36663

Fax #: 251-442-2499

www.umobile.edu

Nickname: Rams

Colors: Maroon and White

Enrollment: 2000

President: Dr. Mark Foley

Fieldhouse: H. Austill Pharr (Seats 1500)

Athletic Director

Craig Bogar

Phone: 251-442-2279

Home: 251-621-3404

Email: adbogar@hotmail.com

Secretary

Cindy Kelly

Phone: 251-442-2278

Email: crk3@hotmail.com

**Assistant Athletic Director,
Strength Coach & Intramurals**

Mike Watkins

Phone: 251-442-2369

Home: 251-675-4088

Coaching Staff:

Men's Basketball

Joe Niland

Phone: 251-442-2288

Home: 251-661-4743

Assistant

Sam Coates

Phone: 251-442-2399

Home: 251-607-7174

Women's Basketball

Martha Gore-Algernon

Phone: 251-442-2260

Home: 251-675-2775

Email: goremartha@hotmail.com

Assistant

Phil Headley

Phone: 251-442-2400

Home: 251-679-6059

University of Mobile

Baseball

Mike Jacobs

Phone: 251-442-2228

Home: 251-666-1775

Assistant

Chris Rose

Phone: 251-442-2306

Home: 251-470-7281

Email: chrisr@mail.umobile.edu

Softball

Becky Clark

Phone: 251-442-2277

Email: bclarkum@aol.com

Assistant

Summer Powell

Phone: 251-442-2277

Cross Country/Track

Kevin Stoots

Phone: 251-442-2264

Home: 251-476-1329

Email: stoots@hotmail.com

Men's Soccer

Peter Fuller

Phone: 251-442-2363

Home: 251-679-7575

Assistant

Brian Person

Phone: 251-442-2397

Home: 251-442-3743

Women's Soccer

Uwe Tiffi

Phone: 251-442-2364

Home: 251-626-1741

Assistant

Remi Roy

Phone: 251-442-2397

Men's & Women's Golf

Terry Hopper

Phone: 251-442-2258

Home: 251-675-4694

Email: mobilegolf@hotmail.com

University of Mobile

Women's Tennis

Uwe Tittle

Phone: 251-442-2334

Home: 251-626-1741

Cheerleading Coach

Michael & Brooke Lenz

Phone: 251-442-2365

Home: 251-776-7828

Head Trainer

Jinni Frisbey

Phone: 251-442-2361

Cell Ph: 251-454-8283

Email: jfrisbey21@juno.com

Sports Information/Publicity

Kevin Stoots

Phone: 251-442-2264

Email: winrams@hotmail.com

Faculty Athletic Representative

Dr. John Runda

Phone: 251-442-2345

Home: 251-987-5111

Registrar

Ruth Kelley

Phone: 251-442-2203

University of Mobile Men's Basketball Statistics

Player	G	FGM/ATT	PCT	FTM/ATT	PCT	PTS/AVG	REB/AVG	AST	TO	ST	PF
Feagin	31	103-258	39.9	100-135	74.1	327-10.5	119-3.84	104	107	41	73
Singleton	1	0-0	0.00	0-0	0.00	0-0.00	0-0.00	0	0	0	0
Burgess	31	141-311	45.3	99-132	75.0	428-13.8	74-2.39	50	75	43	62
Palmer	31	86-212	40.6	32-52	61.5	241-7.77	78-2.52	20	40	31	69
Jordan	28	42-92	45.7	9-20	45.0	95-3.28	67-2.31	11	29	7	73
Sullivan	32	71-124	57.3	38-74	51.4	180-5.63	112-3.50	17	48	15	95
McCants	21	37-83	44.6	16-33	48.5	96-4.57	73-3.48	47	55	22	50
Bolden	30	30-67	44.8	21-31	67.7	91-3.03	50-1.67	20	32	17	69
Oliver	17	110-205	53.7	41-62	66.1	263-15.5	119-7.00	16	34	14	39
Perry	4	12-31	38.7	4-13	30.8	31-7.75	27-6.75	8	7	5	9
Lewis	28	112-216	51.9	72-140	51.4	296-10.6	172-6.14	24	71	21	86
Timmons	20	34-70	48.6	21-31	67.7	89-4.24	59-2.81	24	31	10	53
Parselany	18	25-50	50.0	6-14	42.9	59-3.11	32-1.68	2	10	1	26
Totals	32	803-1719	46.7	459-737	62.3	2196-68.6	1075-33.6	345	558	227	704

University of Mobile Women's Basketball Statistics

Player	G	FGM/ATT	PCT	FTM/ATT	PCT	PTS/AVG	REB/AVG	AST	TO	ST	PF
Barber	35	47-144	32.6	25-33	75.8	137-3.91	47-1.34	90	105	23	60
Johnson	34	20-67	29.9	19-18	72.2	55-1.62	28-0.82	43	48	14	32
Saragusa	32	17-60	28.3	15-24	62.5	51-1.59	43-1.34	22	52	17	33
Simon	35	91-260	35.0	15-19	78.9	266-7.60	71-2.03	73	56	18	29
Dill	35	111-265	41.9	64-94	68.1	316-9.03	106-3.03	57	97	39	68
Lattimore	35	66-143	46.2	15-23	65.2	152-4.34	58-1.66	33	51	35	55
Arnold	13	8-16	50.0	2-6	33.3	21-1.50	7-0.50	11	8	1	2
Lilly	35	83-180	46.1	30-60	50.0	200-5.71	161-4.60	81	88	66	67
Farmer	17	15-33	45.5	1-4	25.0	38-2.11	12-0.67	4	9	6	19
Chandler	35	60-140	42.9	26-41	63.4	146-4.17	126-3.60	18	57	13	62
Farris	0	0-0	0.00	0-0	0.00	0-0.00	0-0.00	0	0	0	0
Patterson	1	1-5	20.0	2-5	40.0	5-5.00	1-1.00	0	0	0	2
Rybarczyk	30	91-157	58.0	36-63	57.1	218-7.27	162-5.40	13	38	13	24
Stallworth	22	91-189	48.1	55-70	78.6	237-10.8	166-7.55	25	49	22	65
Coston	33	191-331	57.7	105-194	54.1	487-14.8	324-9.82	26	99	38	88
Totals	35	892-1990	44.8	404-654	61.8	2329-66.5	1420-40.6	496	779	307	606

SUNO KNIGHTS



Southern University in New Orleans

6400 Press Drive
New Orleans, LA 70126
Fax #: 504-284-5520

Nickname: SUNO Knights
Colors: Blue & Gold
Enrollment: 5100
President: Dr. Leon K. Tarver II
Chancellor: Dr. Press Robinson

Athletic Director

Earl R. Hill

Phone: 504-286-5192
Home: 504-925-9742

Coaching Staff:

Men's Basketball

Earl R. Hill

Phone: 504-286-5192
Home: 504-925-9742

Assistant

Elston King

Phone: 504-286-5197
Home: 504-948-2489

Women's Basketball

Elston King

Phone: 504-286-5197
Home: 504-948-2489

Cross Country and Track (Men and Women)

Stephanie Minto

Phone: 504-286-5332

Sports Information/Publicity

Earl R. Hill

Phone: 504-286-5192

Faculty Athletic Representative

Dr. Vincent Johnson

Phone: 504-286-5141
Email: vjohnson@suno.edu

Registrar

Gilda Davis

Phone: 504-286-5176

SUNO Men's Basketball Statistics

Player	G	FGM/ATT	PCT	FTM/ATT	PCT	PTS/AVG	REB/AVG	AST	ST
Harvey	22	155-388	39.9	133-166	80.1	467-21.2	95-4.3	39	36
Ferreira	28	156-282	55.3	152-208	73.0	472-16.8	283-10.1	39	65
Harthorne	28	66-144	45.8	34-41	82.9	202-7.2	40-1.4	31	26
Underwood	23	90-191	47.1	54-78	69.5	234-10.1	106-4.6	18	17
Steward	26	37-77	48.0	17-23	73.9	104-4.0	39-1.5	18	10
Santos	28	57-99	57.5	39-61	63.7	152-5.4	97-3.4	14	10
Clemente	27	38-67	56.7	26-51	49.0	102-3.7	91-3.3	6	10
Carter	26	30-77	40.5	45-55	81.8	125-4.8	32-1.3	67	23
Jones	16	10-26	38.4	14-18	77.7	35-2.1	17-1.1	3	4
Aye	17	9-32	28.1	4-5	80.0	29-1.8	16-1.0	5	4
Youngblood	22	65-127	57.1	45-62	72.7	175-7.9	57-2.5	23	18
Trask	19	84-167	50.2	72-92	78.2	256-13.4	61-3.2	76	33



Spring Hill College
4000 Dauphin Street
Mobile, AL 36608-0220
Athletic Department: 251-380-3485
Fax #: 251-460-2196

Nickname: Badgers, Lady Badgers

Colors: Purple and White

Enrollment: 1200

President: Fr. Gregory F. Lucey, S.J.

Fieldhouse: Outlaw Recreation Center (2,000)

Athletic Director

Coby Mackin (Acting)

Phone: 251-380-3489

Home: 251-621-9602

Email: cmackin@shc.edu

Athletic Secretary

Kimberly Anderson

Phone: 251-380-3485

Home: 251-476-6190

Email: kanderson@shc.edu

Coaching Staff:

Men's Basketball

Tom Kenna

Phone: 251-380-4460

Email: tkenna@shc.edu

Women's Basketball

Terry Fowler

Phone: 251-380-3488

Home: 251-602-6636

Email: coachfowler@shc.edu

Baseball

Frank Sims

Phone: 251-380-3486

Home: 251-776-7768

Email: fsims@shc.edu

Cross Country

(Men's and Women's)

Michelle Hoobler

Phone: 251-380-3485

Home: 251-767-4838 (cell)

Email: Mhoobler@shc.edu

Spring Hill College

Golf (Men's)

Steve Hodges

Phone: 251-380-4659

Golf (Women's)

Duke Ankiewicz

Phone: 251-380-4659

Soccer (Men's & Women's)

Wulf Koch

Phone: 251-380-3491

Home: 251-716-7891 (cell)

Email: wkoch@shc.edu

Tennis (Men's & Women's)

Kelly Williamson

Phone: 251-380-3490

Email: kwilliamson@shc.edu

Soffball

Coby Mackin

Phone: 251-380-3489

Home: 251-621-9602

Email: cmackin@shc.edu

Swimming (Men's & Women's)

John Hartman

Phone: 251-380-4462

Home: 251-342-2672

Email: Jhartman@shc.edu

Volleyball

Gretchen Speed

Phone: 251-380-4475

Home: 251-490-4815 (cell)

Email: gretcho8@aol.com

Sports Information/Publicity

Matt DeWitt

Phone: 251-380-4468

Home: 251-751-2341 (cell)

Email: mdewitt@sch.edu

Faculty Athletic Representative

André Honoreé

Phone: 251-380-4394

Email: Ahonoree@shc.edu

Registrar

Stuart Moore

Phone: 251-380-2240


Email: smoore@shc.edu

Spring Hill College Men's Basketball Statistics

Player	G	FGM/ATT	PCT	FTM/ATT	PCT	PTS/AVG	REB/AVG	AST	TO	ST	PF
Picarelli	26	43-99	.434	44-54	.815	137-5.3	61-2.3	119	78	44	60
Williams	31	126-281	.448	93-109	.853	409-13.2	79-2.5	67	86	26	75
Cole	24	9-20	.450	9-19	.474	27-1.1	23-1.0	17	18	7	23
Long	17	20-59	.339	6-9	.667	58-3.4	22-1.3	11	10	6	20
Garcia	17	8-22	.364	10-16	.625	32-1.9	13-0.8	1	6	1	17
Du Ventre	24	62-151	.411	42-50	.840	205-8.5	40-1.7	18	47	29	63
Gariby	10	1-4	.250	1-1	1.000	4-0.4	1-0.1	0	1	0	1
Bloom	31	45-66	.682	24-43	.558	114-3.7	87-2.8	10	39	25	63
Kibler	17	30-94	.319	10-17	.588	95-5.6	42-2.5	33	23	10	38
Forget	19	15-26	.577	5-11	.455	37-1.9	30-1.6	3	20	1	31
Baldwin	31	46-120	.383	29-43	.674	140-4.5	56-1.8	19	30	23	63
Johnson	30	95-166	.572	25-34	.735	234-7.8	123-4.1	13	48	12	58
McKee	31	174-330	.527	102-168	.607	462-14.9	200-6.5	40	74	46	73
Totals	31	674-1438	.469	400-574	.697	1954-63.0	887-28.6	351	498	230	585

Spring Hill College Women's Basketball Statistics

Player	G	FGM/ATT	PCT	FTM/ATT	PCT	PTS/AVG	REB/AVG	AST	TO	ST	PF
Tilley	30	75-211	.355	41-59	.695	212-7.1	129-4.3	74	75	44	47
Danner	11	6-20	.300	0-2	.000	16-1.5	13-1.2	6	10	6	7
McHugh	30	61-174	.351	28-49	.571	188-6.3	66-2.2	51	70	34	68
Sockwell	29	85-248	.343	25-31	.806	255-8.8	113-3.9	48	65	20	62
Young	30	96-243	.395	37-49	.755	288-9.6	101-3.4	54	67	39	51
Cardenas	6	0-2	.000	3-4	.750	3-0.5	4-0.7	0	5	1	1
Niter	20	13-43	.302	7-20	.350	39-2.0	28-1.4	4	26	8	21
Pendergast	30	35-89	.393	38-52	.731	108-3.6	40-1.3	20	30	9	51
Davis	2	0-4	.000	2-3	.667	2-1.0	0-0.0	0	3	0	3
Pond	7	2-2	1.000	2-2	1.000	7-1.0	0-0.0	0	2	1	0
Baker	28	171-313	.546	108-145	.745	463-16.5	184-6.6	33	82	24	83
Houy	29	85-187	.455	48-78	.615	225-7.8	206-7.1	57	101	46	69
Totals	30	631-1538	.410	340-495	.687	1811-60.4	1021-34.0	347	560	232	465



Tougaloo College
500 West County Line Rd
Tougaloo, MS 39174
Fax #: 601-978-1309

Nickname: Bulldogs, Lady Bulldogs
Colors: Royal Blue and Scarlet Red
Enrollment: 1,000

President: Mrs. Beverly Hogan

Fieldhouse: George A & Ruth B. Owens Health & Wellness Center (Seats 2500)

Athletic Director

James H. Turner

Phone: 601-977-7809
Home: 601-847-3446
Email: james.turner@tougaloo.edu

Coaching Staff:

Men's Basketball

James H. Turner

Phone: 601-977-7809
Home: 601-847-3446

Assistant

Broderick Owens

Phone: 601-978-1097
Home: 601-362-6253

Women's Basketball

Jacqueline Ross

Phone: 601-978-1098
Home: 601-956-4844

Assistant

Charles Orr

Phone: 601-978-1098
Home: 601-371-0115

Cross Country

TBA

Phone: 601-978-1096

Golf

Cyril Fisher

Phone: 601-978-1086
Home: 601-978-1086

Tennis

Curtis Shaw

Phone: 601-977-7720
Office: 601-977-7720

Tougaloo College

Sports Information/Publicity

TBA

Faculty Athletic Representative

Dr. James Coleman

Phone: 601-977-7887

Home: 601-981-9006

Registrar

Carolyn Evans

Phone: 601-977-7765



William Carey College
498 Tuscan Avenue
Hattiesburg, MS 39401-9913
Fax #: 601-318-6550

Nickname: Crusaders, Lady Saders
Colors: Red, White, Black
Enrollment: 2402
President: Dr. Larry Kennedy.

Gulfport

**1856 Beach Drive
Gulfport, MS 39507**

New Orleans

**3939 Gentilly Blvd.
New Orleans, LA 70126**

Athletic Director

Steve Knight

Phone: 601-318-6415
Home: 601-268-7039
Fax: 601-318-6550
Email: sknight@wmcarey.edu

Coaching Staff:

Men's Basketball

Steve Knight

Phone: 601-318-6415
Home: 601-268-7039
Email: sknight@wmcarey.edu

Assistant

Tracy English

Phone: 601-318-6111
Home: 601-261-2441
Fax: 601-318-6200
Email: tenglish@wmcarey.edu

Assistant

LaRon Brumfield

Phone: 601-318-6771
Home: 601-584-6336
Fax: 601-318-6200
Email: laron.brumfield@wmcarey.edu

William Carey College

Women's Basketball

Student Assistant

Baseball

Softball

Soccer (Men's & Women's)

Men's Golf

**Student Asst.
Sports Information/Publicity**

Faculty Athletic Representative

Registrar

Tracy English

Phone: 601-318-6111
Home: 601-261-2441
Email: tenglish@wmcarey.edu

Frank McCormick

D.J. Pulley

Bobby Halford

Phone: 601-318-6110
Home: 601-264-1550
Fax: 601-318-6110
Email: bobby.halford@wmcarey.edu

TBA

Phone: 601-318-6431

Nigel Boulton

Phone: 601-318-6401
Home: 601-261-3027
Email: nigel.boulton@wmcarey.edu

Tracy English

Phone: 601-318-6111
Home: 601-261-2441
Email: tenglish@wmcarey.edu

Frank McCormick; D. J. Pulley

Laron Brumfield

Phone: 601-318-6771
Home: 601-584-6336
Email: laron.brumfield@wmcarey.edu

Dr. E. Milton Wheeler

Phone: 601-318-6165
Home: 601-268-3126
Fax: 601-318-6454

Cathy VanDevender

Phone: 601-318-6195
Home: 228-896-1797
Fax: 601-318-6196
Email: cvandevender@wmcarey.edu

William Carey College Men's Basketball Statistics

Player	G	FGM/ATT	PCT	FTM/ATT	PCT	PTS/AVG	REB/AVG	AST	TO	ST	PF
Moultrie	31	149-345	.432	77-115	.670	438-14.1	173-5.6	79	78	38	75
Flemmons	17	3-13	.231	8-10	.800	15-0.9	3-0.2	8	18	3	6
Anderson	31	26-73	.356	9-14	.643	79-2.5	48-1.5	12	20	6	19
Ricks	9	1-5	.200	0-0	.000	3-0.3	0-0.0	1	2	0	7
Payton	30	25-66	.379	8-18	.444	64-2.1	34-1.1	45	28	22	51
Jackson	7	1-7	.143	0-0	.000	2-0.3	3-0.4	1	5	2	2
McKinley	31	69-125	.552	24-42	.571	163-5.3	84-2.7	8	33	3	33
Brown	31	47-109	.431	29-36	.806	149-4.8	62-2.0	36	38	15	53
Mayfield	8	2-4	.500	0-1	.000	4-0.5	2-0.3	1	1	1	3
Barnes	31	104-243	.428	48-76	.632	295-9.5	88-2.8	37	63	22	53
B. Robins	24	121-209	.579	72-95	.758	324-13.5	88-3.7	20	62	15	55
McCrary	31	33-90	.367	10-17	.588	88-2.8	102-3.3	19	29	15	72
Maravich	29	178-437	.407	144-194	.742	564-19.4	104-3.6	114	89	21	43
K. Robins	31	126-257	.490	123-160	.769	379-12.2	256-8.3	22	41	12	68
Hardy	20	10-18	.556	5-10	.500	25-1.3	17-0.8	3	9	0	30
Totals	31	895-2001	.447	557-788	.707	2592-83.6	1219-39.3	406	519	175	570

William Carey College Women's Basketball Statistics

Player	G	FGM/ATT	PCT	FTM/ATT	PCT	PTS/AVG	REB/AVG	AST	TO	ST	PF
Nicks	25	33-91	.363	23-30	.767	103-4.1	45-1.8	14	42	8	38
Garriga	16	24-81	.296	28-38	.737	79-4.9	34-2.1	49	45	17	22
Marshall	9	7-19	.368	5-6	.833	24-2.7	5-0.6	7	10	3	5
DeSilvey	25	94-249	.378	45-58	.776	270-10.8	101-4.0	35	70	29	67
McGehee	25	47-138	.341	34-48	.708	150-6.0	130-5.2	35	50	33	81
Cooley	25	87-229	.380	33-53	.623	233-9.3	87-3.5	55	72	47	46
Hollingsworth	25	53-155	.342	34-51	.667	149-6.0	122-4.9	5	56	24	64
Underwood	5	1-2	.500	0-0	.000	2-0.4	0-0.0	0	1	0	2
Pittman	21	24-112	.214	50-66	.758	110-5.2	56-2.7	39	80	29	39
Thompson	22	9-23	.391	7-10	.700	27-1.2	22-1.0	4	16	4	14
Jones	25	42-128	.328	21-26	.808	128-5.1	54-2.2	10	24	7	26
Lockhart	23	43-95	.453	39-63	.619	125-5.4	85-3.7	13	44	19	38
Clarke	14	7-15	.467	0-2	.000	17-1.2	4-0.3	2	11	1	3
Totals	25	471-1337	.352	319-451	.707	1417-56.7	863-34.5	268	528	221	445

Xavier University of Louisiana

Address: 1 Drexel Drive

New Orleans, LA 70125

Fax #: 504-485-7934



Nickname: Gold Rush, Gold Nuggets

Colors: White and Gold

Enrollment: 3800

President: Dr. Norman C. Francis

Fieldhouse: The Barn (Seats 1200)

Athletic Director

Steve Kalbaugh

Phone: 504-483-7330

Home: 504-485-6448

Email: skalbaug@xula.edu

Athletic Administrative Assistant

Alma Henderson

Phone: 504-483-7329

Email: ahenders@xula.edu

Coaching Staff:

Men's Basketball

Dannton Jackson

Phone: 504-485-5448

Home: 504-482-8483

Email: djackson@xula.edu

Assistant

Kim Lewis

Phone: 504-483-6778

Women's Basketball

Robert Browder

Phone: 504-483-7333

Home: 504-486-3898

Email: dbrowder@xula.edu

Assistant

Darilyn Broussard

Phone: 504-483-7513

Home: 504-361-1444

Email: dbrouss1@xula.edu

Xavier University

**Cross Country and Track
(Men's and Women's)**

Steve Kalbaugh

Phone: 504-483-7330

Home: 504-485-6448

Email: skalbaug@xula.edu

Tennis (Men's and Women's)

Alan Green

Phone: 504-485-5008

Volleyball (Women's)

Greg Castillo

Phone: 504-483-6798

Home: 504-361-5931

Email: gcastill@xula.edu

Sports Information/Publicity

TBA

Phone: 504-483-7329

Fax: 504-485-7934

Recreational Sports Director

Sterling Steward

Phone: 504-483-7334

Home: 504-812-9275

Email: ssteward@xula.edu

Faculty Athletic Representative

Sr. Grace Mary Flickinger

Phone: 504-483-7526

Home: 504-482-0917

Fax: 504-485-7918

Email: gflickin@xula.edu

Registrar

Jo Ann Taylor

Phone: 504-485-7599

Home: 504-482-2239

Email: jtaylor@xula.edu

Xavier University Men's Basketball Statistics

Player	G	FGM/ATT	FTM/ATT	PCT	PTS/AVG	REB/AVG	AST	TO	ST	PF
Stewart	4	1-7	6-8	75.0	8-2.7	5-1.3	2	2	2	1
Varnado	32	75-217	123-165	74.5	299-9.3	60-1.9	121	111	77	49
Hodge	11	1-6	5-8	62.5	7-0.6	3-0.3	5	9	0	2
Brimmer	32	134-323	64-102	62.7	367-11.5	146-4.6	130	68	94	54
Hamilton	30	65-119	20-30	66.7	155-5.2	60-2.0	38	50	28	46
Ashaolu	30	57-122	16-31	51.6	130-4.3	85-2.8	7	51	15	41
Dixon	31	67-178	20-26	76.9	199-6.4	30-1.0	23	28	19	30
Harper	29	37-87	23-34	67.6	99-3.4	75-2.6	21	29	21	52
Sekour	30	42-102	26-35	74.3	129-4.3	46-1.5	30	35	12	46
Green	32	137-229	49-91	53.8	323-10.1	155-4.8	11	57	19	82
Oliver	31	39-78	24-39	61.5	102-3.3	62-2.0	8	29	9	56
Jefferson	23	42-100	30-46	65.2	116-5.0	117-5.1	34	54	21	57
Mickie	29	126-221	62-116	53.4	314-10.8	181-6.2	4	50	12	46
Totals	32	833-1804	480-752	63.8	2280-71.3	1070-33.4	434	579	329	562

Xavier University Women's Basketball Statistics

Player	G	FGM/ATT	FTM/ATT	PCT	PTS/AVG	REB/AVG	AST	TO	ST	PF
Jones	31	89-220	70-101	69.3	267-8.6	76-2.5	70	59	76	63
Rock	25	17-39	13-24	54.2	54-2.2	33-1.3	2	11	3	14
Sylvester	31	42-106	17-28	60.7	115-3.7	102-3.3	60	45	53	51
Graham	31	95-228	44-59	74.5	244-7.8	83-2.7	77	61	75	51
C. Williams	31	81-193	66-94	70.2	242-7.8	104-3.4	94	72	115	58
Lee	29	40-101	20-26	76.9	102-3.5	55-1.9	23	20	21	31
Hamilton	30	32-69	7-12	58.3	71-2.4	65-2.2	10	30	9	49
Robinson	31	34-103	18-26	69.2	111-3.6	52-1.7	19	23	39	24
Tucker	30	137-242	36-53	67.9	312-10.4	141-4.7	24	49	28	47
Peters	29	83-214	30-45	66.7	203-7.0	109-3.8	26	50	22	72
Black	28	24-73	40-58	68.9	88-3.2	65-2.3	9	25	9	26
A. Williams	29	84-186	44-56	78.6	217-7.5	112-3.9	19	46	18	48
Alexander	27	32-75	13-23	56.5	77-2.9	52-1.9	5	20	7	27
Miller	18	21-38	9-18	50.0	50-2.8	35-1.9	11	13	7	14
Totals	31	811-1887	427-623	68.6	2156-69.5	1127-36.4	448	524	482	576

2002-2003 Men's Basketball Team Statistics GCAC Standings

FINAL REGULAR SEASON STANDINGS Men's Basketball

Team	Conference Games			Overall Record		
	W	L	PCT	W	L	PCT
SUNO	15	1	0.938	19	4	0.826
William Carey	12	4	0.750	15	15	0.500
Tougaloo	9	7	0.563	18	12	0.600
Xavier	9	7	0.563	21	10	0.677
Mobile	8	8	0.500	19	12	0.613
Spring Hill	7	9	0.438	18	12	0.600
Dillard	6	10	0.375	11	17	0.393
Belhaven	5	11	0.313	10	19	0.345
Loyola	1	15	0.063	4	27	0.129

TEAM SCORING OFFENSE

SCHOOL	W-L	G	POINTS	AVG
William Carey	15-15	30	2505	83.5
SUNO	20-4	23	1877	81.6
Tougaloo	18-12	30	2361	78.7
Dillard	11-17	28	2136	76.3
Xavier	21-10	30	2122	70.7
Belhaven	8-18	26	1798	69.2
Mobile	19-12	31	2127	68.6
Loyola	4-27	31	2061	66.5
Spring Hill	18-12	30	1882	62.7

TEAM SCORING DEFENSE

SCHOOL	W-L	G	POINTS	AVG
Spring Hill	18-12	30	1737	57.9
Mobile	19-12	31	2082	67.2
Xavier	21-10	30	2056	68.5
SUNO	20-4	23	1635	71.1
Dillard	11-17	28	2126	75.9
Belhaven	8-18	26	1975	76.0
Tougaloo	18-12	30	2290	76.3
Loyola	4-27	31	2475	79.8
William Carey	15-15	30	2648	88.3

TEAM SCORING MARGIN

SCHOOL	W-L	G	OWN POINTS	OPP POINTS	+/-
SUNO	20-4	23	1877	1635	10.52
Spring Hill	18-12	30	1882	1737	4.83
Tougaloo	18-12	30	2361	2290	2.37
Xavier	21-10	30	2122	2056	2.20
Mobile	19-12	31	2127	2082	1.45
Dillard	11-17	28	2136	2126	0.36
Wm. Carey	15-15	30	2505	2648	-4.77
Belhaven	8-18	26	1798	1975	-6.81
Loyola	4-27	31	2061	2475	-13.35

TEAM REBOUNDING MARGIN

SCHOOL	G	OWN REB.	OPP REB.	+/-
SUNO	23	776	688	3.83
Mobile	31	1033	963	2.26
Spring Hill	30	572	568	0.13
Belhaven	26	823	826	-0.12
Dillard	28	903	936	-1.18
Xavier	30	983	1021	-1.27
Wm. Carey	30	1181	1225	-1.47
Loyola	31	991	1093	-3.29
Tougaloo	30	834	979	-4.83

TEAM FIELD GOAL PERCENTAGE


SCHOOL	G	FGM	FGA	PCT.
SUNO	23	665	1374	.484
Spring Hill	30	654	1385	.472
Mobile	31	780	1665	.468
Xavier	30	783	1682	.466
Dillard	28	793	1711	.463
Wm. Carey	30	866	1942	.446
Belhaven	26	651	1463	.445
Tougaloo	30	744	1738	.428
Loyola	31	721	1769	.408

TEAM 3-POINT FIELD GOAL PERCENTAGE

SCHOOL	G	3PT FGM	3PT FGA	PCT.
SUNO	23	105	270	.389
Spring Hill	30	195	519	.376
Dillard	28	150	421	.356
Wm. Carey	30	238	627	.354
Loyola	31	253	719	.352
Xavier	30	131	379	.346
Belhaven	26	159	466	.341
Mobile	31	128	414	.309
Tougaloo	30	193	728	.265

TEAM FREE THROW PERCENTAGE


SCHOOL	G	FTM	FTA	PCT.
SUNO	23	520	714	.728
Wm. Carey	30	535	757	.707
Loyola	31	366	528	.693
Spring Hill	30	379	556	.682
Dillard	28	400	594	.673
Tougaloo	30	310	477	.650
Xavier	30	432	680	.635
Mobile	31	439	707	.621
Belhaven	26	337	548	.615



2002-2003 Men's Basketball Individual Statistics GCAC Standings

INDIVIDUAL SCORING LEADERS (Min. 75% of Team Games Played)

Name	School	Ht.	Year	G	3-Pt FG	Total FG	FT	Points	Avg.
Chad Barnes	Loyola	6-4	SO	31	95	222	121	660	21.3
Toshay Harvey	SUNO	6-3	SR	20	23	134	115	406	20.3
Jaeson Maravich	Wm. Carey	6-5	JR	28	62	174	137	547	19.5
Jamal Bouldin	Tougaloo	6-1	SO	30	126	195	39	555	18.5
Josh Jones	Dillard	6-5	SO	28	65	173	77	488	17.4
Roberto Ferrier	SUNO	6-6	SO	23	10	130	124	394	17.1
Shawn McKee	Spring Hill	6-5	SR	30	12	170	98	450	15.0
Alfredo Ott	Dillard	6-2	SO	28	46	157	57	417	14.9
Marquez Moultrie	Wm. Carey	6-1	JR	30	61	143	72	419	14.0
Chris Smith	Belhaven	6-8	SO	26	1	157	48	363	14.0
Larry Burgess	Mobile	6-1	SO	30	47	136	96	415	13.8
Braxton Robins	Wm. Carey	6-4	FR	23	10	114	68	306	13.3
Nate Williams	Spring Hill	5-11	JR	30	59	117	87	380	12.7
Keena Robins	Wm. Carey	6-5	SR	30	4	121	119	365	12.2
Chevis Brimmer	Xavier	6-1	JR	30	32	122	59	335	11.2
Eric Bell	Dillard	6-5	JR	27	0	129	43	301	11.1
Corey Underwood	SUNO	6-9	SR	18	0	77	43	197	10.9
Kenneth Mickie	Xavier	6-7	SR	27	0	117	51	285	10.6
Gabriel Feagin	Mobile	6-2	SO	31	21	103	100	327	10.5
Tim Green	Xavier	6-6	SO	30	0	132	45	309	10.3



INDIVIDUAL REBOUNDING LEADERS

Name	School	Ht.	Yr.	G	Rebounds	Avg.
Roberto Ferrier	SUNO	6-6	SO	23	239	10.4
Keena Robins	William Carey	6-5	SR	30	249	8.3
Chad Barnes	Loyola	6-4	SO	31	217	7.0
Dennis Holder	Tougaloo	6-7	SO	30	206	6.9
Scott Pughsley	Belhaven	6-5	SR	26	163	6.3
Shawn McKee	Spring Hill	6-5	SR	30	186	6.2
Gimel Lewis	Mobile	6-10	SO	27	164	6.1
Kenneth Mickie	Xavier	6-7	SR	27	164	6.1
Chris Smith	Belhaven	6-8	SO	26	150	5.8
Marquez Moultrie	William Carey	6-1	JR	30	167	5.6
Eric Bell	Dillard	6-5	JR	27	150	5.6
Alfredo Ott	Dillard	6-2	SO	28	140	5.0

INDIVIDUAL FIELD GOAL PERCENTAGE LEADERS (Min. 5 FG Made Per Game)

Name	School	Ht.	Yr.	G	FGM	FGA	Pct.
Chris Smith	Belhaven	6-8	SO	26	157	264	.595
Shawn McKee	Spring Hill	6-5	SR	30	170	317	.536
Alfredo Ott	Dillard	6-2	SO	28	157	348	.451
Marquez Moultrie	William Carey	6-1	JR	25	124	281	.441
Chad Barnes	Loyola	6-4	SO	31	222	504	.440
Jamal Bouldin	Tougaloo	6-1	SO	30	195	451	.432
Josh Jones	Dillard	6-5	SO	28	173	401	.431
Jaeson Maravich	William Carey	6-5	JR	28	174	426	.408
Toshay Harvey	SUNO	6-3	SR	20	134	344	.390

INDIVIDUAL THREE POINT FIELD GOAL PERCENTAGE (Min. 1.5 made Per Game)

Name	School	Ht.	Yr.	G	3-Pt FGM	3-Pt FGA	Pct.
Chad Barnes	Loyola	6-4	SO	31	95	220	.432
Alfredo Ott	Dillard	6-2	SO	28	46	114	.404
Nate Williams	Spring Hill	5-11	JR	30	59	150	.393
Marquez Moultrie	William Carey	6-1	JR	30	61	158	.386
Jamal Bouldin	Tougaloo	6-1	SO	30	126	337	.374
Josh Jones	Dillard	6-5	SO	28	65	181	.359
Jaeson Maravich	William Carey	6-5	JR	28	62	188	.330
Larry Burgess	Mobile	6-1	SO	30	47	144	.326
Kirk Arceneaux	Belhaven	5-11	SO	26	46	141	.326

INDIVIDUAL FREE THROW PERCENTAGE (Min. 2.5 FTM Per Game)

Name	School	Ht.	Yr.	G	FTM	FTA	Pct.
Nate Williams	Spring Hill	5-11	JR	30	87	103	.845
Toshay Harvey	SUNO	6-3	SR	20	115	145	.793
Keena Robins	William Carey	6-5	SR	30	119	155	.768
Larry Burgess	Mobile	6-1	SO	30	96	128	.750
Gabriel Feagin	Mobile	6-2	SO	31	100	135	.741
Jaeson Maravich	William Carey	6-5	JR	25	137	185	.741
Chad Barnes	Loyola	6-4	SO	31	121	165	.733
Michael Varnado	Xavier	6-3	SO	30	103	141	.730
Roberto Ferrier	SUNO	6-6	SO	23	120	166	.723
Josh Jones	Dillard	6-5	SO	28	77	114	.675
Shawn McKee	Spring Hill	6-5	SR	30	98	166	.590

INDIVIDUAL ASSIST LEADERS

Name	School	Ht.	Yr.	G	Assists	Avg.
Lucas Picarelli	Spring Hill	6-1	SO	25	115	4.6
Chevis Brimmer	Xavier	6-1	JR	30	125	4.2
Jaeson Maravich	William Carey	6-5	JR	28	111	4.0
Michael Varnado	Xavier	6-3	SO	30	115	3.8



GCAC Men's Basketball Season Records

Team Scoring, Seas. Avg., Off.	Wm. Carey, 1989-90, 94.7
Team Scoring, Seas. Avg., Def.	Spring Hill, 2001-02, 52.1
Team Scoring, Seas. Avg., Margin	Xavier, 2000-01, 19.00
Team FGM, Seas.	Sp. Hill, 1987-88, 1244
Team FG Pct., Seas.	Sp. Hill, 1987-88, .56 (1244/2221)
Team FTM, Seas.	Wm. Carey, 1988-89, 709
Team FT Pct., Seas.	W.C., 1982-83 .757 (433/572)
Team Reb., Seas. Avg., Off.	Wm. Carey, 1989-90, 48.9
Team Reb., Seas. Avg. Def.	Dillard, 1986-87, 41.5
.....	Wm. Carey, 1994-96, 41.5
Team Reb. Seas. Avg., Margin	Dillard, 2001-02, +12.61
Team Three Point FG, Total Seas.	Wm. Carey, 1994-95, 315
Team Three Point FG, Seas. Pct.	SUNO, 1987-88, .435 (85-195)
Most Wins, Team, Seas.	Mobile, 1993-94, 32
Individual Scoring, Seas., Total Pts	Gray, Wm. Carey, 1985-86, 773
Individual Scoring, Seas., Game Avg.	Jones, Dillard, 1988-89, 26.0
FG Shooting, Total Made, Seas.	Jones, Dillard, 1988-89, 297
FG Shooting, Seas., Pct.	Gullet, Xavier, 1981-82, 67 (118/174)
FT Shooting, Total Made, Seas.	Woody, Wm. Carey, 1984-85, 189
.....	Gray, Wm. Carey, 1985-86., 189
FT Shooting, Seas. Pct.	Ford, W. C., 1997-1998, .889 (144-162)
Individual Reb., Seas., Total	Lance Lonke, Dillard, 2001-02, 427
Individual Reb., Seas., Game Avg.	Lance Lonke, Dillard, 2001-02, 15.8
Assists. Total, Seas.	Nelson, Spring Hill, 1987-88, 279
Assists, Seas., Game Avg.	Nelson, Spring Hill, 1987-88. 6.9
Three Point FG, Seas. Total	Dexter Pugh, WC, 1996-97, 125
Three Point FG, Seas. Pct.	Clemons, Mobile, 1993-4, .537 (22-41)
Team Record, Best Pct.	Mobile, 1993-94, .941 (32-2)

GCAC Men's Basketball Game Records


Individual

Most Points Scored	48 - Chad Barnes, Loyola vs Wm. Carey, 1/18/2003
Most FGA	31 - Juan Mercier, Xavier vs Belhaven, 2/14/1987
Most FGM	17 - Eugene Johnson, Wm. Carey, 2/12/1982
.....	17 - Chad Barnes, Loyola vs Wm. Carey, 1/18/2003
Most FTA	21 - Juan Mericer, Xavier vs La Col., 1/19/1987
Most FTM	17 - Tony Woody, Wm. Carey vs Dillard, 1/14/1985
Most 3 pt. FGA	17 - Barry Johnson, Dillard vs Tougaloo, 1/21/1989
Most 3 pt. FGM	11 - Chad Barnes, Loyola vs Wm. Carey, 1/18/2003
Most Rebounds	22 - Zac Cooper, Wm. Carey vs Sp. Hill, 2/12/1983
Most Assists	19 - Derrick Collins, Xavier vs Sp. Hill, 2/3/1986
Most Steals	8 - Leslie McClinton, Wm Carey vs Sp. Hill, 1/29/1990
.....	8 - Dennis Powell, UM vs Xavier, 1/21/1993
Most Blocked Shots	9 - John Laird, W.C. vs Tougaloo 2/2/1999

Team Single Game

Most Points Scored	132 - Wm. Carey vs SUNO, 2/23/1989
.....	132 - Belhaven vs SUNO, 2/16/1991
Least Points Scored	30 - Belhaven vs Spring Hill, 1/9/2003
Most FGA	94 - Wm. Carey vs Spring Hill, 2/27/1984
Most FGM	49 - Wm. Carey vs Xavier, 2/17/1990
Most FTA	56 - Spring Hill vs Dillard, 3/7/1997
Most FTM	41 - Spring Hill vs Dillard, 3/7/1997
Most 3 Pt. FGA	36 - Wm. Carey vs Tougaloo, 2/6/1995
Most 3 PT. FGM	21 - Loyola vs Wm. Carey, 1/18/2003
Most Rebounds	69 - Wm. Carey vs Xavier, 2/17/1990
Most Assists	38 - Wm. Carey vs SUNO, 2/23/1989
Most Pts, Losing Game	123 - SUNO vs Belhaven, 2/16/1991
Least Pts Winning Game	50 - Spring Hill vs Belhaven, 1/9/2003
Most Pts, Both Teams	255 - Belhaven vs SUNO, 2/16/1991
Least Pts, Both Teams	80 - Spring Hill vs Belhaven, 1/9/2003
Highest Field Goal %	73.6 - Dillard vs Wm. Carey, 2/15/2001
Least Field Goal %	24.5 - Belhaven vs Spring Hill, 1/9/ 2003
Highest FG % Both Teams	64.0 - Wm. Carey vs Tougaloo, 3/3/1995
Least FG % Both Teams	33.3 - Wm. Carey vs Mobile, 1/18/1994





2002-2003 GCAC Men's Basketball All-Conference Team


<u>Name</u>	<u>School</u>
Chad Barnes	Loyola
Jamal Bouldin	Tougaloo
Larry Burgess	Mobile
Roberto Ferriar	SUNO
Toshay Harvey	SUNO
Josh Jones	Dillard
Jaeson Maravich	William Carey
Shawn McKee	Spring Hill
Kenneth Mickie	Xavier
Marques Moultrie	William Carey
Kirby Oliver	Mobile
Alfredo Ott	Dillard
Keena Robins	William Carey
Chris Smith	Belhaven
Courtney Trask	SUNO
Nate Williams	Spring Hill

Player of the Year: Roberto Ferriar – SUNO

Newcomer of the Year: Jaeson Maravich – William Carey

Freshman of the Year: Braxton Robins – William Carey

Coach of the Year: Earl Hill – SUNO



2002-2003 GCAC Women's Basketball All-Conference Team

<u>Name</u>	<u>School</u>
LaToya Baker	Spring Hill
Crystal Coston	Mobile
Lori DeSilvey	William Carey
Paula Dill	Mobile
Barbara Dixon	Tougaloo
Alisheian Graham	Xavier
Portia Jones	Xavier
Ebony Owens	Dillard
Ferris Peters	Xavier
Mallory Ranfos	Belhaven
Theresa Samuels	Dillard
Emily Sockwell	Spring Hill
Jackie Tucker	Xavier
Antares Vice	SUNO
Collette White	Belhaven

Player of the Year: Theresa Samuels – Dillard

Newcomer of the Year: Antares Vice – SUNO

Freshman of the Year: Crystal Coston – Mobile

Coach of the Year: Bo Browder – Xavier

2002-2003 Women's Basketball Team Statistics GCAC Standings

FINAL REGULAR SEASON STANDINGS Women's Basketball

Team	Conference Games			Overall Record		
	W	L	PCT	W	L	PCT
Xavier	15	1	0.938	22	7	0.759
Dillard	15	1	0.938	23	2	0.920
Spring Hill	11	5	0.688	15	13	0.536
Mobile	9	7	0.563	20	11	0.645
Belhaven	7	9	0.438	17	12	0.586
SUNO	6	10	0.375	11	11	0.500
William Carey	4	12	0.250	8	16	0.333
Loyola	3	13	0.188	4	26	0.133
Tougaloo	2	14	0.125	4	25	0.138

TEAM SCORING OFFENSE

SCHOOL	W-L	G	POINTS	AVG
Xavier	22-7	27	1883	69.7
Dillard	23-2	25	1717	68.7
Belhaven	15-11	26	1764	67.8
Mobile	20-11	31	2095	67.6
SUNO	12-11	22	1469	66.8
Spring Hill	15-13	28	1689	60.3
William Carey	8-16	24	1369	57.0
Loyola	4-26	30	1686	56.2
Tougaloo	4-25	29	1570	54.1

TEAM SCORING DEFENSE

SCHOOL	W-L	G	POINTS	AVG
Dillard	23-2	25	1339	53.6
Xavier	22-7	27	1549	57.4
Spring Hill	15-13	28	1637	58.5
Belhaven	15-11	26	1542	59.3
Mobile	20-11	31	1851	59.7
Tougaloo	4-25	29	1877	64.7
SUNO	12-11	22	1426	64.8
William Carey	8-16	24	1583	66.0
Loyola	4-26	30	2157	71.9

TEAM SCORING MARGIN

SCHOOL	W-L	G	OWN POINTS	OPP POINTS	+/-
Dillard	23-2	25	1717	1339	15.12
Xavier	22-7	27	1883	1549	12.37
Belhaven	15-11	26	1764	1542	8.54
Mobile	20-11	31	2095	1851	7.87
SUNO	12-11	22	1469	1426	1.95
Spring Hill	15-13	28	1689	1637	1.86
William Carey	8-16	24	1369	1583	-8.92
Tougaloo	4-25	29	1570	1877	-10.59
Loyola	4-26	30	1686	2157	-15.70

TEAM REBOUNDING MARGIN

SCHOOL	G	OWN REB.	OPP REB.	+/-
Dillard	25	1023	731	11.68
Xavier	27	940	720	8.15
Mobile	31	1248	991	8.29
Belhaven	26	914	757	6.04
Spring Hill	28	957	1000	-1.54
SUNO	22	705	767	-2.82
Tougaloo	29	789	885	-3.31
William Carey	24	830	919	-3.71
Loyola	30	959	1231	-9.07

TEAM FIELD GOAL PERCENTAGE


SCHOOL	G	FGM	FGA	PCT.
Dillard	25	649	1416	.458
Mobile	31	804	1765	.456
Xavier	27	697	1617	.431
SUNO	22	551	1350	.408
Spring Hill	28	587	1440	.408
Belhaven	26	632	1604	.394
William Carey	24	455	1289	.353
Tougaloo	29	516	1446	.357
Loyola	30	591	1686	.351

TEAM 3-POINT FIELD GOAL PERCENTAGE

SCHOOL	G	3PT FGM	3PT FGA	PCT.
Belhaven	26	165	423	.390
Dillard	25	55	157	.350
Spring Hill	28	196	558	.351
William Carey	24	151	467	.323
Mobile	31	122	377	.324
Loyola	30	153	534	.287
Xavier	27	76	264	.288
SUNO	22	39	164	.238
Tougaloo	29	58	244	.238

TEAM FREE THROW PERCENTAGE

SCHOOL	G	FTM	FTA	PCT.
William Carey	24	308	438	.703
Xavier	27	409	584	.700
Spring Hill	28	319	462	.690
Loyola	30	351	522	.672
Dillard	25	364	543	.670
SUNO	22	315	473	.666
Belhaven	26	335	504	.665
Tougaloo	29	321	507	.633
Mobile	31	365	597	.611



2002-2003 Women's Basketball Individual Statistics

GCAC Standings

INDIVIDUAL SCORING LEADERS (Min. 50% of Team Games Played)

Name	School	Ht.	Year	G	3-Pt FG	Total FG	FT	Points	Avg.
Teresa Samuels	Dillard	5-8	JR	24	39	158	71	426	17.8
LaToya Baker	Spring Hill	5-11	SR	26	12	158	99	427	16.4
Mallory Ranfos	Belhaven	5-7	FR	26	78	129	58	394	15.2
Crystal Coston	Mobile	6-0	FR	29	0	173	91	437	15.1
Antares Vice	SUNO	6-2	JR	22	0	134	58	326	14.8
Stacia Jackson	Loyola	5-7	SO	30	44	152	96	444	14.8
Melissa St. Mary	Loyola	5-4	SR	28	54	116	73	359	12.8
Ebony Owens	Dillard	5-9	SO	25	5	107	91	310	12.4
Frankie Hardin	Belhaven	5-8	JR	24	43	107	35	292	12.2
Andrea Goodspeed	SUNO	5-11	JR	21	14	95	48	252	12.0
Lori DeSilvey	Wm. Carey	5-11	SR	24	36	93	45	267	11.1
Colette White	Belhaven	5-11	JR	26	14	117	41	289	11.1
Barbara Dixon	Tougaloo	5-10	JR	29	0	128	59	315	10.9
Kavonna Reece	SUNO	6-0	SO	22	0	87	52	226	10.3
Jackie Tucker	Xavier	5-10	JR	26	2	115	36	268	10.3

INDIVIDUAL REBOUNDING LEADERS

Name	School	Ht.	Yr.	G	Rebounds	Avg.
Crystal Coston	Mobile	6-0	FR	29	265	9.1
Erin Houy	Spring Hill	5-8	SO	27	196	7.3
Fatima Wane	Dillard	6-3	SR	25	177	7.1
Antares Vice	SUNO	6-2	JR	22	152	6.9
LaToya Baker	Spring Hill	5-11	SR	26	173	6.7
Kawanna Reese	SUNO	6-0	SO	22	145	6.6
Barbara Dixon	Tougaloo	5-10	JR	29	175	6.0
Nykesha Carter	Belhaven	5-11	JR	26	149	5.7
Colette White	Belhaven	5-11	JR	26	148	5.7
Carlee White	Loyola	6-1	JR	30	169	5.6
Carolina Rodriguez	Dillard	6-0	SR	25	136	5.4
Stacia Jackson	Loyola	5-7	SO	30	163	5.4
Kinga Rybarczyk	Mobile	6-0	FR	26	139	5.3
Kristin McGehee	William Carey	5-9	SR	24	124	5.2
Krisha Hollingsworth	William Carey	5-11	JR	24	119	5.0
CeCe Onyenekwu	Dillard	6-0	SR	22	108	4.9

INDIVIDUAL FIELD GOAL PERCENTAGE LEADERS (Min. 5 FG Made Per Game)

Name	School	Ht.	Yr.	G	FGM	FGA	Pct.
Crystal Colston	Mobile	6-0	FR	29	173	291	.595
Antares Vice	SUNO	6-2	JR	22	134	246	.545
LaToya Baker	Spring Hill	5-11	SR	26	158	294	.537
Theresa Samuels	Dillard	5-8	JR	24	158	344	.459
Mallory Ranfos	Belhaven	5-7	FR	26	129	306	.422
Latacia Jackson	Loyola	5-7	SO	30	152	430	.353

INDIVIDUAL THREE POINT FIELD GOAL PERCENTAGE (Min. 1.5 Made Per Game)

Name	School	Ht.	Yr.	G	3-Pt FGM	3-Pt FGA	Pct.
Mallory Ranfos	Belhaven	5-7	FR	26	78	171	.456
Frankie Harden	Belhaven	5-8	JR	24	43	101	.426
Amy Young	Spring Hill	5-7	SO	24	48	115	.417
Cori DeSilvey	William Carey	5-11	SR	24	36	89	.404
Aurrie Simon	Mobile	5-6	SR	31	61	167	.365
Kimmy Stockwell	Spring Hill	5-10	SR	27	55	153	.359
Theresa Samuels	Dillard	5-8	JR	24	39	110	.355
Melissa St. Mary	Loyola	5-4	SR	28	54	179	.302

INDIVIDUAL FREE THROW PERCENTAGE (Min. 2.5 FTM Per Game)

Name	School	Ht.	Yr.	G	FTM	FTA	Pct.
Melissa St. Mary	Loyola	5-4	SR	28	73	91	.802
Theresa Samuels	Dillard	5-8	JR	24	71	92	.772
Amanda Pittman	William Carey	5-5	SO	20	50	66	.758
Antares Vice	SUNO	6-2	JR	22	58	77	.753
LaToya Baker	Spring Hill	5-11	SR	26	99	132	.750
Shelby Owens	Dillard	5-9	SO	25	91	123	.740
Shelley Bordelon	Loyola	5-2	SO	29	76	105	.724
Latacia Jackson	Loyola	5-7	SO	30	96	143	.671
Crystal Coston	Mobile	6-0	FR	29	91	168	.542

INDIVIDUAL ASSIST LEADERS

Name	School	Ht.	Yr.	G	Assists	Avg.
Bretha Taylor	Tougaloo	5-4	SR	27	99	3.7
Shelley Bordelon	Loyola	5-2	SO	29	101	3.5
Mallory Ranfos	Belhaven	5-7	FR	26	83	3.2
J. Willis	Belhaven	5-9	SO	24	72	3.0



GCAC Women's Basketball Season Records

Team Scoring, Avg. Off.	SUNO, 1999-2000, 92.8
Team Scoring, Seas. Avg. Def.	Xavier, 2001-02, 53.1
Team Scoring, Seas. Avg. Margin	SUNO, 1999-2000, +25.12
Team FGM, Seas.	La. College, 1985-86, 1181
Team FG Pct., Seas.	Wm. Carey, 1986-87 .527 (895-1697)
Team FTM, Seas.	Mobile, 2001-2002, 580
Team FT Pct., Seas.	La. College, 1988-89, .762 (502/659)
Team Reb., Seas. Avg., Off.	Dillard, 1983-84, 45.4
Team Reb., Seas. Avg. Def.	Belhaven, 1982-83, 50.0
Team Reb., Seas. Avg. Margin	Dillard, 1983-84, +14.5
Team Three Point FG, Total Seas.	William Carey, 2002-03, 156
Team Three Point FG, Seas. Pct.	Belhaven, 1988-89, .449
Most Wins, Team, Seas.	La. College, 1985-86, 31
Individual Scoring, Seas., Total Points	Jones, TA., Wm. Carey, 1992-93, 923
Individual Scoring, Seas., Game Avg.	McCullon, Wm. Carey, 1986-87, 32.1
FG Shooting, Total Made, Seas.	Jones, Ta. Wm. Carey, 1992-93, 373
FG Shooting, Seas. Pct.	Beasley, W.C., 1982-83, .642 (217/338)
FT Shooting, Total Made, Seas.	Joseph, La. College, 1985-86, 192
FT Shooting, Seas. Pct.	Stuardi, Spring Hill, 1999-2000, .839 (120-143)
Individual Reb., Seas., Game Avg.	Franklin, Dillard, 1984-85, 17.2
Assists, Total, Seas.	Joseph, La. College, 1985-86, 283
Assists, Seas., Game Avg.	Young, Wm. Carey, 1986-87, 10.1
Three Point FG, Seas., Total	Johnson, La. College, 1987-88, 84
Three Point FG, Seas. Pct.	Barnes, Belhaven, 1988-89, .562 (54-56)
Team Record, Best Pct.	La. College, 1985-86, .912 (31-3)

GCAC Women's Game Records

Individual

Most Points Scored	50 - Demetria Lang, Xavier vs SUNO, 2/10/1987
Most Field Goals Attempted	30 - Demetria Lang, Xavier vs SUNO, 2/10/1987
Most Field Goals Made	22 - Demetria Lang, Xavier vs SUNO, 2/10/1987
Most Free Throws Attempted	20 - Tommie Beasley, W.C. vs Dillard, 2/13/1984
Most Free Throws Made	16 - Debbie Watts, LA Col. vs Mobile Col., 1/28/1989
Most Three Point FG Attempted .	13 - Debra Johnson, LA Col. vs Tougaloo, 2/ 22/1988
Most Three Point FG Made	10 - Staci Agee, Wm. Carey vs Mobile 2/21/1994
Most Rebounds	23 - Crystal Coston, Mobile vs Xavier, 2/13/2003
Most Assists	18 - Angel Young, Wm. Carey vs Tougaloo, 2/8/1993
Most Steals	12 - Wanda McDonald, Belhaven vs SUNO
Most Blocked Shots	5 - Donmeka Martin, Spring Hill vs Belhaven, 1/20/1996
.....	5 - Donmeka Martin, Spring Hill vs Loyola, 1/16/1997
.....	5 - Donmeka Martin, Spring Hill vs Belhaven, 1/30/1997
.....	5 - Donmeka Martin, Spring Hill vs Tougaloo, 2/7/1997
.....	5 - Ellie Ramey, Spring Hill vs Loyola, 1/25/1996

Team Single Game

Most Points Scored	123 - SUNO vs Talladega, 12/16/1999
Fewest Points Scored	25 - Tougaloo vs Mobile, 1/18/2003
Most Field Goals Attempted	101 - Xavier vs Tougaloo, 2/1/1993
Most Field Goals Made	50 - Wm. Carey vs Tougaloo, 2/8/1993
Most Free Throws Made	36 - Wm. Carey vs Mobile, 1/9/2003
Most Three Point FG Attempted .	31 - Wm. Carey vs Mobile, 1/9/2003
Most Three Point FG Made	12 - Wm. Carey vs Mobile, 1/9/2003
Most Rebounds	74 - Xavier vs Tougaloo, 2/1/1993
Most Assists	39 - Wm. Carey vs Tougaloo, 2/8/1993
Most Points, Losing Game	98 - LA College vs SUNO, 2/13/1989
Fewest Points, Winning Game	44 - Dillard vs Belhaven, 1/25/2003
Most Points, Both Teams	206 - SUNO vs LA College, 2/13/1989
Fewest Points, Both Teams	79 - Dillard vs Belhaven, 1/25/2003
Highest Field Goal %	75.0 - Wm. Carey vs Dillard, 2/7/1987
Lowest Field Goal %	16% - Tougaloo vs Mobile, 1/18/2003
Highest FG % Both Teams	60.0 - Wm. Carey vs Dillard, 2/7/1987
Lowest FG % Both Teams	30.2 - Wm. Carey vs Dillard 2/8/2003 (35-116)



2004 GCAC Basketball Schedule

Thursday, January 9
Belhaven @ Spring Hill
Mobile @ William Carey

Saturday, January 11
Xavier @ Talladega
Tougaloo @ Dillard
Spring Hill @ Loyola
SUNO @ William Carey

Monday, January 13
Mobile @ Dillard
Loyola @ Tougaloo
SUNO @ Talladega
William Carey @ Xavier

Thursday, January 16
SUNO @ Xavier
William Carey @ Dillard
Loyola @ Belhaven

Friday, January 17
Tougaloo @ Spring Hill
Talladega @ Mobile

Saturday, January 18
Talladega @ Spring Hill
Tougaloo @ Mobile
William Carey @ Loyola
Dillard @ SUNO
Belhaven @ Xavier

Thursday, January 23
Spring Hill @ SUNO
Xavier @ Loyola
Dillard @ Talladega
Tougaloo @ Belhaven

Saturday, January 25
Talladega @ Tougaloo
Mobile @ Xavier
Spring Hill @ William Carey
Loyola @ SUNO
Belhaven @ Dillard

Monday, January 27
SUNO @ Mobile
Tougaloo @ William Carey
Loyola @ Dillard
Xavier @ Spring Hill

Thursday, January 30
Mobile @ Loyola
Dillard @ Spring Hill
Xavier @ Tougaloo
William Carey @ SUNO
Talladega @ Belhaven

Saturday, February 1
Dillard @ Xavier
SUNO @ Tougaloo
Spring Hill @ Mobile
Loyola @ Talladega
Belhaven @ William Carey

Monday, February 3
Talladega @ William Carey
Belhaven @ Mobile

Thursday, February 6
Xavier @ SUNO
Mobile @ Tougaloo

Saturday, February 8
Dillard @ William Carey
Mobile @ Talladega
Loyola @ Xavier
Spring Hill @ Tougaloo
SUNO @ Belhaven

Monday, February 10
Dillard @ Loyola
SUNO @ Spring Hill
Xavier @ Belhaven

Thursday, February 13
Tougaloo @ SUNO
Talladega @ Loyola
Xavier @ Mobile
William Carey @ Belhaven

Saturday, February 15
Talladega @ SUNO
Spring Hill @ Xavier
William Carey @ Mobile
Tougaloo @ Loyola
Dillard @ Belhaven

Monday, February 17
William Carey @ Spring Hill
SUNO @ Dillard
Tougaloo @ Xavier
Belhaven @ Talladega

Thursday, February 20
Dillard @ Tougaloo
Loyola @ Mobile
William Carey @ Talladega
Spring Hill @ Belhaven


Saturday, February 22
William Carey @ Tougaloo
Talladega @ Xavier
Spring Hill @ Dillard
Mobile @ SUNO
Belhaven @ Loyola

Monday, February 24
Talladega @ Dillard
Loyola @ Spring Hill
Mobile @ Belhaven

Thursday, February 27
Xavier @ William Carey
Dillard @ Mobile
Spring Hill @ Talladega
SUNO @ Loyola
Belhaven @ Tougaloo

Saturday, March 1
Xavier @ Dillard
Mobile @ Spring Hill
Loyola @ William Carey
Tougaloo @ Talladega
Belhaven @ SUNO

Tentative Tournament Dates:
Women's, March 5 - 8
Men's, March 12 - 15



2003 GCAC Baseball Standings

	Conference			Overall		
	W	L	Pct.	W	L	Pct
William Carey	20	9	.690	29	19	.604
LSUS	20	10	.667	40	18	.690
Mobile	18	10	.643	30	19	.612
Loyola	11	17	.393	18	30	.375
Belhaven	9	20	.310	28	29	.491
Spring Hill	9	21	.300	21	34	.382

2003 Baseball Team Statistics

Team Batting	G	Avg	AB	R	H	2B	3B	HR	BB	SO	SB/ATT
Mobile	49	.356	1525	333	543	119	20	29	102	210	63-84
LSUS	54	.334	1549	426	518	95	22	36	222	243	118-152
William Carey	50	.307	1491	312	457	84	10	43	191	284	60-73
Loyola	48	.294	1407	225	414	81	8	6	138	225	49-76
Belhaven	57	.290	1670	284	484	99	8	27	152	284	62-87
Spring Hill	56	.278	1641	241	456	85	3	27	139	282	32-42

Team Pitching	G	ERA	W	L	Sv	IP	H	R	ER	BB	SO
Mobile	49	4.16	29	19	5	356.2	333	227	165	129	253
LSUS	54	4.35	37	17	4	380.2	414	232	184	105	245
Belhaven	57	4.70	28	29	7	419.1	487	304	219	170	296
William Carey	50	5.06	30	20	14	366.2	388	253	206	147	253
Spring Hill	56	5.48	20	35	7	407.2	519	339	248	207	302
Loyola	48	6.24	18	29	6	350.2	458	313	243	155	199

2003 Baseball Individual Statistics

INDIVIDUAL BATTING (Min. 2.0 AB/Team game)

Player	Team	G	AB	R	H	2B	3B	HR	RBI	BB	AVG
Weaver	Mobile	39	136	38	57	12	4	0	28	10	.419
Coleman	Spring Hill	39	130	31	54	13	0	9	41	10	.415
Arishenkoff	LSUS	49	152	45	63	12	3	7	45	25	.414
McRae	LSUS	49	138	18	56	11	5	6	53	38	.406
Rolle	Mobile	49	155	36	61	12	1	2	22	8	.394
White	Mobile	49	196	49	76	13	5	2	35	7	.388
Kendrick	Mobile	49	160	46	62	20	2	11	41	11	.388
N. Easley	William Carey	33	114	31	44	10	1	4	25	13	.386
Santana	Mobile	48	164	30	62	20	1	1	48	20	.378
Gray	LSUS	54	182	60	68	15	1	2	27	27	.374
Lee	Spring Hill	43	161	26	60	8	0	3	22	5	.373
Roberson	Mobile	49	171	31	63	11	2	2	41	7	.368
Hillman	William Carey	40	127	35	46	8	3	3	28	19	.362
Quates	Loyola	34	101	13	36	9	0	1	19	4	.356
Bush	William Carey	41	132	27	47	5	0	2	23	14	.356

INDIVIDUAL PITCHING (Min. 1.0 IP/Team game)

Player	Team	App	ERA	W-L	Sv	IP	H	R	ER	BB	SO
Stevens	LSUS	17	2.44	9-4	1	85.0	73	26	23	11	57
Dobson	Mobile	13	2.70	9-3	0	83.1	63	32	25	26	68
Mahan	Mobile	13	3.14	5-4	1	57.1	60	40	20	10	38
Padron	Spring Hill	13	3.79	5-6	0	76.0	77	45	32	33	50
West	Mobile	13	3.96	9-3	0	72.2	59	39	32	25	54
Scott	Spring Hill	15	4.28	4-3	1	61.0	83	38	29	12	30
Schenck	Loyola	19	4.58	4-7	3	72.2	74	44	37	26	42
Valentine	William Carey	14	4.60	7-3	0	76.1	77	47	39	20	59
Ferguson	LSUS	16	4.67	7-4	0	81.0	102	61	42	22	51
Balsamo	Loyola	23	4.73	3-4	0	59.0	70	49	31	36	41
Barras	Spring Hill	16	5.18	3-11	0	73.0	86	61	42	31	72
Welch	LSUS	14	6.13	2-4	0	54.1	71	45	37	15	39
Jordan	William Carey	13	6.84	5-0	0	51.1	66	43	39	28	32
Showalter	Loyola	20	7.02	2-8	0	75.2	122	78	59	18	34

2003 Baseball Individual Statistics (cont'd):

HITS

PLAYER	SCHOOL	HITS
White	Mobile	76
Gray	LSUS	68
Dobson	Mobile	63
Arishenkoff	LSUS	63

RUNS SCORED

Gray	LSUS	60
Adkins	William Carey	49
White	Mobile	49
Kendrick	Mobile	46
Arishenkoff	LSUS	45

DOUBLES

Santana	Mobile	20
Kendrick	Mobile	20
Fox	Spring Hill	16
Quatrino	Spring Hill	15
Gray	LSUS	15

TRIPLES

White	Mobile	5
McRae	LSUS	5
Weaver	Mobile	4

HOME RUNS

Adkins	William Carey	16
Kendrick	Mobile	11
McManis	LSUS	10
Coleman	Spring Hill	9

RUNS BATTED IN

PLAYER	SCHOOL	RUNS BATTED IN
Adkins	William Carey	54
McRae	LSUS	53
Santana	Mobile	48
Arishenkoff	LSUS	45
McManis	LSUS	44

TOTAL BASES

Kendrick	Mobile	119
Adkins	William Carey	117
White	Mobile	105
Arishenkoff	LSUS	102
Fox	Spring Hill	96

STOLEN BASES

Ketchum	LSUS	28-32
Gray	LSUS	20-25
Weaver	Mobile	20-25
Veltri	Loyola	17-23

STRIKEOUTS

		IP	SO
Barras	Spring Hill	73.0	72
Dobson	Mobile	83.1	68
Valentine	Wm. Carey	76.1	59
Stevens	LSUS	85.0	57
West	Mobile	72.2	54



Belhaven College Baseball Statistics

Player	Avg	G	AB	R	H	2B	3B	HR	RBI	BB	HBP	SO	SB	PO	A	E
Rankin	1.000	2	1	0	1	1	0	0	2	1	0	0	0	0	0	0
Johnson	.667	4	3	0	2	0	0	0	0	0	1	0	0	1	0	0
Rollins	.500	3	2	1	1	0	0	0	0	0	0	1	0	0	0	0
Speed	.345	41	29	16	10	2	0	0	3	2	1	8	3	13	0	1
Brunner	.329	54	167	29	55	8	0	4	29	16	1	22	5	60	4	2
Wilks	.327	61	205	35	67	18	1	5	44	16	9	14	5	67	99	30
Ogden	.324	53	136	19	44	9	0	5	28	9	1	28	2	186	9	9
Ward	.318	42	22	15	7	0	0	0	2	4	0	6	6	3	4	1
Jackson	.302	61	182	41	55	13	1	2	27	27	0	39	12	137	3	2
Otthoffer	.290	57	186	34	54	10	2	2	26	14	7	26	5	86	10	5
Ingle	.282	50	149	19	42	9	2	7	28	2	5	36	3	236	41	8
Chism	.277	50	148	21	41	3	0	0	20	15	1	21	3	61	96	7
Pate	.271	49	118	24	32	9	2	1	21	19	6	21	4	40	79	13
Ewing	.264	47	110	21	29	11	0	1	20	13	7	23	1	31	2	0
Moore	.252	48	115	7	29	6	0	2	21	6	3	17	0	191	19	3
Raggio	.249	57	177	25	44	3	0	1	16	19	7	32	13	94	138	30
Maddox	.222	45	36	5	8	1	0	0	2	0	0	11	0	126	2	1
Kirby	.167	10	6	1	1	0	0	0	2	1	0	2	0	6	0	0
Parks	.125	12	8	0	1	1	0	0	2	0	0	3	0	5	3	1
Bennett	.000	6	10	3	0	0	0	0	0	2	2	4	1	2	8	0
Cole	.000	1	1	0	0	0	0	0	0	0	0	1	0	0	0	0
Williams	.000	1	0	0	0	0	0	0	0	0	0	0	0	0	0	0
Totals	.289	61	1811	316	523	104	8	30	293	166	51	315	63	1363	603	118

Player	ERA	W-L	APP	GS	CG	IP	H	R	ER	BB	SO
Rhaly	0.00	0-0	2	0	0	3.0	2	0	0	1	1
Fultz	2.68	5-1	22	5	3	57.0	51	28	17	25	37
McElroy	3.78	11-6	18	13	6	88.0	119	63	37	18	54
Bouchillon	3.91	3-5	15	12	3	78.1	93	48	34	29	51
Haden	4.22	1-0	19	0	0	21.1	26	15	10	4	9
Bennett	4.54	4-1	16	3	0	37.2	43	23	19	19	41
Hearn	5.04	4-9	17	14	5	75.0	73	52	42	36	65
Fults	7.36	0-0	7	0	0	11.0	17	15	9	5	3
Klamm	7.59	1-1	8	2	0	10.2	11	10	9	12	6
Thibodeaux	7.77	1-8	14	12	3	68.1	94	74	59	30	49
Bain	10.80	0-0	3	0	0	1.2	7	3	2	1	2
Atkins	27.00	0-0	4	0	0	2.1	7	7	7	1	2
Totals	4.85	30-31	61	61	20	454.1	543	338	245	181	320

LSU-S Baseball Statistics

Player	Avg	G	AB	R	H	2B	3B	HR	RBI	BB	HBP	SO	SB	PO	A	E
Reynolds	.417	63	218	53	91	16	3	6	59	19	2	22	14	74	4	8
Cantwell	.373	52	169	57	63	17	4	2	37	20	9	21	27	88	2	2
Moraes	.360	64	211	55	76	16	2	13	70	30	3	20	9	490	31	6
Fletcher	.337	38	92	24	31	6	1	2	15	6	3	15	6	0	0	0
Gray	.337	59	193	54	65	10	2	1	25	25	6	35	26	86	107	15
Cox	.310	46	113	14	35	3	0	2	26	10	2	20	3	14	5	5
Brishenkoff	.293	62	191	48	56	13	5	9	45	27	9	39	10	50	140	27
Branch	.289	44	114	19	33	2	0	0	17	9	6	18	12	62	2	2
Baker	.286	57	168	47	48	10	4	8	42	26	10	10	10	33	119	15
Hard	.263	50	99	26	26	4	0	0	8	11	2	21	16	37	2	4
Dickman	.250	19	12	12	3	0	0	0	2	1	1	2	5	4	0	1
Hernandez	.237	43	93	10	22	3	0	0	15	15	16	9	1	154	20	6
Gelette	.220	34	82	5	18	2	0	1	14	5	1	11	1	167	11	5
Malley	.216	25	37	6	8	1	1	0	7	7	2	8	0	60	4	2
Stevens	.214	6	14	3	3	0	0	0	1	1	1	2	0	23	25	2
Malim	.213	29	61	15	13	0	0	0	7	7	2	10	3	40	41	8
Novenzi	.208	14	24	5	5	2	0	0	1	0	2	4	0	1	0	0
Ferguson	.000	1	1	0	0	0	0	0	0	0	0	1	0	7	21	1
Reineman	.000	1	0	0	0	0	0	0	0	0	0	0	0	3	5	2
Jones	.000	1	0	0	0	0	0	0	0	0	0	0	0	0	0	0
Totals	.315	64	1892	453	596	105	22	44	391	219	77	268	143	1405	583	117

Player	ERA	W-L	APP	GS	CG	IP	H	R	ER	BB	SO	BK	B/AVG	HBP
Dickman	0.00	0-0	1	0	0	0.0	0	0	0	0	0	0	.000	0
Baker	2.25	1-0	3	0	0	4.0	4	1	1	2	1	0	.286	0
Spiron	2.90	8-4	16	16	2	77.2	89	36	25	18	58	0	.285	8
Stevens	3.20	6-6	17	14	8	104.0	104	53	37	22	96	0	.256	21
Columbo	3.41	1-1	12	6	1	34.1	43	29	13	19	26	1	.297	0
Person	3.77	0-3	15	0	0	28.2	23	17	12	20	31	1	.209	2
Ferguson	4.36	9-6	20	15	3	86.2	100	63	42	21	52	1	.287	8
Jones	4.50	2-0	4	1	0	10.0	11	5	5	7	5	1	.268	1
Byton	4.66	2-0	13	3	1	36.2	50	25	19	9	22	0	.318	2
Montoya	5.23	1-0	6	0	0	10.1	17	8	6	9	15	0	.362	1
Reineman	6.75	1-1	10	2	0	24.0	31	21	18	14	18	0	.310	4
Smith	7.09	5-6	15	6	3	45.2	63	48	36	14	27	1	.318	7
Walden	7.11	0-1	6	1	0	6.1	9	6	5	9	4	0	.333	0
Totals	4.21	36-28	64	64	18	468.1	544	312	219	164	355	5	.285	54

Loyola University Baseball Statistics

Player	Avg	G	AB	R	H	2B	3B	HR	RBI	BB	HBP	SO	SB	PO	A	E
Pippenger	.364	18	33	1	12	3	0	0	8	2	0	14	0	55	4	1
Moity	.333	50	174	26	58	14	2	1	31	14	9	25	9	116	6	1
Quates	.322	41	115	13	37	9	0	1	19	7	6	12	2	220	24	9
Lauricella	.307	50	150	17	46	11	0	0	18	21	4	17	0	65	87	24
Greiner	.301	45	143	28	43	5	1	0	12	13	6	33	9	59	2	3
Schenck	.295	50	156	29	46	12	2	2	30	23	9	20	5	146	34	3
Veltri	.291	50	175	33	51	4	2	1	21	8	7	25	17	65	10	7
Williams	.283	46	138	22	39	11	1	0	9	11	0	15	0	52	97	14
Sullivan	.274	46	124	3	34	6	0	1	19	18	5	35	1	181	19	7
Chappuis	.269	34	67	12	18	2	0	0	4	5	0	13	2	41	41	9
Menesick	.260	25	50	8	13	1	0	0	6	5	3	10	0	6	18	6
Western	.212	41	99	16	21	4	0	0	11	13	12	10	4	67	84	16
Bass	.200	38	15	17	3	0	0	0	2	1	2	3	3	0	0	0
Macaluso	.083	17	24	1	2	0	0	0	2	1	0	7	0	8	10	2
Showalter	.000	2	0	0	0	0	0	0	0	0	0	0	0	11	25	4
Totals	.289	50	1463	226	423	82	8	6	192	142	63	239	52	1100	488	110

Player	ERA	W-L	APP	GS	CG	IP	H	R	ER	BB	SO	BK	B/AVG	HBP
Bouterie	4.78	4-1	24	3	1	43.1	37	32	23	17	24	0	.214	18
Balsamo	4.80	3-6	24	7	0	60.0	71	50	32	37	43	1	.285	6
Schenck	4.88	4-8	20	13	1	785.2	81	48	41	26	45	0	.272	20
Western	5.06	4-5	13	12	0	58.2	75	40	33	20	49	0	.311	2
Meier	6.75	0-0	6	0	0	5.1	3	4	4	7	1	0	.200	1
Showalter	6.98	2-7	21	11	2	78.2	128	83	61	20	36	0	.365	6
Franatovic	10.41	0-4	18	2	0	23.1	36	34	27	20	7	2	.343	2
Veltri	10.50	0-0	6	0	0	6.0	8	7	7	6	4	0	.320	2
Bauer	14.54	1-1	13	2	0	13.0	31	25	21	9	4	0	.470	0
Pippenger	18.00	0-0	3	0	0	2.0	6	4	4	0	0	0	.500	1
Quates	27.00	0-0	1	0	0	0.2	2	2	2	1	1	0	.500	1
Totals	6.21	18-32	50	50	4	366.2	478	329	253	163	214	3	.311	59

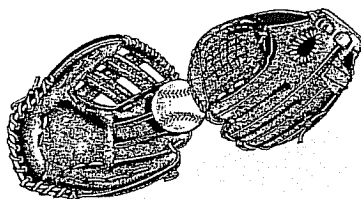


University of Mobile Baseball Statistics

Player	Avg	G	AB	R	H	2B	3B	HR	RBI	BB	HBP	SO	SB	PO	A	E
Blays	.667	5	3	1	2	1	0	0	1	0	0	0	0	0	0	0
Weaver	.416	41	137	38	57	12	4	0	28	11	6	8	20	51	1	0
Kendrick	.415	54	183	52	76	24	2	14	52	13	7	34	11	64	0	3
Rolle	.397	54	174	45	69	12	1	2	26	12	2	20	10	66	166	23
Santana	.393	53	183	35	72	24	2	1	56	24	3	19	0	439	10	6
White	.377	54	220	54	83	13	5	2	35	7	4	14	12	89	134	11
Roberson	.364	54	187	35	68	12	2	2	46	8	6	13	7	79	1	2
Kelly	.325	51	157	31	51	10	1	6	30	12	4	21	1	25	97	14
McWain	.310	46	155	28	48	12	0	4	32	9	1	34	1	4	5	1
Watson	.299	31	77	8	23	10	2	1	17	2	1	22	0	90	7	1
Dobson	.280	27	25	12	7	0	0	0	5	5	0	7	1	35	17	3
Naugle	.268	43	127	6	34	7	1	0	22	10	3	27	1	196	23	8
Smith	.255	43	47	24	12	1	1	1	6	5	3	13	4	19	5	3
Hartley	.233	20	30	4	7	0	0	0	4	1	0	5	0	37	0	1
Mahan	.000	5	0	4	0	0	0	0	0	0	0	0	0	2	18	1
Totals	.357	54	170	377	609	138	21	33	360	119	40	237	68	1196	526	83

5

Player	ERA	W-L	APP	GS	CG	IP	H	R	ER	BB	SO	BK	B/AVG	HBP
Price	1.80	3-3	17	1	0	25.0	17	12	5	11	24	0	.185	5
Dobson	2.49	10-3	14	14	9	90.1	67	32	25	28	73	0	.204	10
Mickler	3.38	0-1	5	2	0	10.2	8	11	4	14	9	0	.211	0
Mahan	3.82	5-5	14	12	2	61.1	68	47	26	12	40	0	.275	12
Chanahan	3.97	3-1	10	7	1	45.1	46	22	20	24	19	1	.271	9
West	4.07	10-3	14	13	5	79.2	65	43	36	28	62	1	.219	8
McGhie	6.35	0-0	5	0	0	5.2	4	4	4	1	2	0	.174	2
Blackman	7.50	1-1	9	0	0	18.0	19	20	15	11	14	0	.257	5
Narrow	7.50	1-0	12	0	0	30.0	38	29	25	8	16	1	.304	4
Howard	8.38	0-4	10	5	0	29.0	38	36	27	8	29	0	.299	10
Jacobs	12.27	0-0	3	0	0	3.2	9	5	5	2	0	0	.474	0
Totals	4.33	33-21	54	54	17	398.2	379	261	192	147	288	3	.246	65



Spring Hill College Baseball Statistics

Player	Avg	G	AB	R	H	2B	3B	HR	RBI	BB	HBP	SO	SB	PO	A	E
Coleman	.404	36	104	23	42	9	0	8	35	6	2	11	2	169	11	2
Lee	.362	36	130	20	47	6	0	3	18	3	1	19	4	91	2	3
Quatrino	.335	49	155	33	52	14	1	2	19	25	4	20	6	194	17	6
Fox	.304	49	161	26	49	13	0	6	31	11	3	39	5	75	112	21
McIlvaine	.286	7	14	1	4	0	0	1	5	1	0	7	0	36	109	14
Parker	.271	35	96	13	26	1	1	1	10	13	1	14	5	26	1	3
Walker	.250	9	28	6	7	3	0	0	6	1	0	5	0	30	3	1
Allenbach	.244	43	127	11	31	5	0	1	14	9	2	18	0	0	1	0
Kerns	.228	42	123	20	28	5	0	1	8	15	1	20	0	7	1	2
Rozelle	.221	32	77	20	17	1	0	0	4	15	1	9	1	95	9	2
Koen	.218	35	101	5	22	5	0	0	14	3	1	26	1	201	50	7
Outlaw	.217	26	60	8	13	2	1	0	6	0	1	7	1	37	30	4
Jones	.213	25	47	5	10	0	0	0	3	2	1	4	7	37	1	1
Eldridge	.208	14	24	2	5	2	0	0	2	0	1	5	1	42	48	5
Mosner	.183	20	60	3	11	3	0	0	2	0	3	8	0	63	28	10
Nassar	.176	23	51	9	9	2	0	0	3	5	0	19	0	86	13	1
Burkett	.176	19	34	2	6	1	0	0	5	7	0	11	0	54	4	3
Schneider	.000	4	8	0	0	0	0	0	1	0	0	1	0	5	6	3
Scott	.000	13	0	0	0	0	0	0	0	0	0	0	0	3	20	0
Bonner	.000	11	0	0	0	0	0	0	0	0	0	0	0	5	4	2
Quina	.000	5	0	0	0	0	0	0	0	0	0	0	0	1	1	0
Ledkins	.000	12	0	0	0	0	0	0	0	0	0	0	0	2	6	0
Gilcrease	.000	11	0	0	0	0	0	0	0	0	0	0	0	2	6	0
Givhan	.000	8	0	0	0	0	0	0	0	0	0	0	0	1	9	0
Padron	.000	12	0	0	0	0	0	0	0	0	0	0	0	8	14	2
Crooke	.000	9	0	0	0	0	0	0	0	0	0	0	0	3	4	0
Buntli	.000	7	0	0	0	0	0	0	0	0	0	0	0	0	2	0
Barras	.000	14	0	0	0	0	0	0	0	0	0	0	0	4	17	2
Totals	.271	49	1401	208	379	72	3	23	186	116	22	243	33	1277	529	94

Player	ERA	W-L	APP	GS	CG	IP	H	R	ER	BB	SO	BK	B/AVG	HBP
Padron	3.71	5-6	15	14	6	85.0	84	48	35	35	57	0	.260	11
Guntli	4.26	0-1	8	0	0	12.2	14	11	6	8	10	0	.280	6
Scott	4.43	4-4	16	9	4	67.0	94	42	33	16	30	0	.338	7
Ledkinsa	4.72	2-3	16	3	0	34.1	37	21	18	17	26	0	.276	4
Barras	5.18	3-10	16	13	5	73.0	86	61	42	31	72	1	.286	8
Crooke	5.25	1-2	12	5	0	24.0	24	19	14	24	16	0	.282	3
Givhan	5.85	1-4	10	7	1	40.0	56	39	26	23	26	0	.357	4
Gilcrease	6.75	2-0	12	4	0	32.0	47	33	24	30	25	0	.353	8
Koen	8.53	0-1	5	0	0	6.1	9	8	6	4	9	0	.300	0
Bonner	9.82	2-5	12	3	0	33.0	63	42	36	18	26	1	.412	3
Coleman	10.24	0-0	5	1	0	9.2	16	12	11	4	7	0	.390	2
Quina	10.38	0-2	7	0	0	8.2	13	17	10	7	6	0	.325	3
Totals	5.52	20-38	59	59	16	425.2	543	353	261	217	310	2	.315	59

William Carey College Baseball Statistics

Player	Avg	G	AB	R	H	2B	3B	HR	RBI	BB	HBP	SO	SB	PO	A	E
N. Easley	.389	31	108	28	42	10	1	4	23	12	2	24	3	30	3	2
Adkins	.352	47	159	47	56	11	0	15	51	27	0	27	1	43	88	17
Laurent	.351	36	74	16	26	5	3	0	17	11	1	16	4	43	1	0
Hillman	.350	38	120	32	42	7	3	1	24	17	7	10	2	49	59	7
Bush	.347	39	124	25	43	5	0	2	21	12	3	16	5	53	104	14
Thibodeaux	.336	45	146	32	49	7	0	3	22	12	18	21	12	67	19	4
Nowell	.297	45	111	5	33	7	1	2	18	13	0	27	1	217	19	2
Hederman	.286	39	98	14	28	7	0	2	14	7	3	18	0	205	22	5
Parke	.284	35	88	8	25	5	0	2	20	9	2	27	0	97	4	1
Valentine	.264	46	144	20	38	4	0	7	33	15	4	23	2	53	12	1
Atiolais	.262	23	65	13	17	7	1	1	7	6	0	7	5	39	2	1
Driver	.227	15	22	3	5	2	0	1	9	5	3	9	0	50	5	0
White	.211	38	57	16	12	2	0	0	13	9	5	20	9	48	3	0
Long	.157	42	51	26	8	0	0	0	4	10	1	7	14	28	31	7
Keeton	.111	16	27	1	3	1	0	0	1	6	0	7	0	8	10	2
Hayes	.095	16	21	1	2	0	1	0	1	5	1	7	0	4	1	0
Christian	.333	2	3	1	1	0	0	0	0	1	0	0	0	4	10	2
N. Easley	.000	1	1	0	0	0	0	0	0	0	0	0	0	0	0	0
Johnson	.000	2	0	0	0	0	0	0	0	0	0	0	0	4	2	1
Creazeale	.000	9	0	4	0	0	0	0	0	0	0	0	0	0	0	0
Totals	.303	48	1419	292	430	80	10	40	278	177	50	266	58	1055	429	69

Player	ERA	W-L	APP	GS	CG	IP	H	R	ER	BB	SO
White	0.00	0-0	1	0	0	1.0	1	2	0	1	0
Pennington	1.84	2-3	24	0	0	44.0	24	16	9	14	56
Johnson	3.96	5-3	12	3	0	38.2	38	20	17	15	18
Havenport	4.43	7-1	21	4	1	44.2	51	30	22	10	27
Christian	4.44	1-5	11	9	0	46.2	53	32	23	23	19
Valentine	4.48	7-2	13	12	3	72.1	72	44	36	19	53
Morris	5.40	0-2	4	2	0	6.2	9	6	4	3	2
Keeton	5.73	0-0	7	0	0	11.0	16	7	7	5	10
Jordan	6.57	5-0	12	12	1	49.1	63	39	36	26	31
N. Easley	8.31	2-3	6	6	0	21.2	22	24	20	17	15
Creazeale	9.00	0-0	3	0	0	4.0	5	4	4	2	5
McCarter	10.80	0-0	11	0	0	11.2	15	15	14	6	8
Totals	4.91	29-19	48	48	5	351.2	369	239	192	141	244

GCAC Baseball Records

Team Batting Avg.	Mobile, 1999, .368
.....	Reg. Seas + Tournament, .336
Most Runs. Team Game Avg. .	Mobile, 1999, 8.7
Most Hits Team Totals Seas.	Mobile, 1999, 637
Most Runs, Team Total Seas. ...	LSU-S, 2002, 453
Most Doubles, (Game)	Estopinal, Sp. Hill, 1988, 4
Most Doubles, Ind.	Rob Carroway, LSU-S, 2001, 24
.....	Chris Dunn, Wm. Carey, 2002, 24
Team Pitching, ERA	Spring Hill, 1992, 2.19
Team Fielding Pct., Seas.	Spring Hill, 1993, .976
Individual Batting Avg.	Kevin Grimes, Sp. Hill, 1992, .482
Most Hits, Ind.	Randy McKinion, Sp. Hill, 1996, 7
Most HR. Team Tot. Seas.	Wm. Carey, 1987, 78
Most Wins, Team	Wm. Carey, 1982, 41
.....	Mobile, 2000, 41
.....	Mobile, 2001, 41
Hit By Pitches	Season - Brian VanHaverbeke, Loyola,
.....	2002, 18
.....	Career - Calhoun, Belhaven, 1990-92, 34
Most Triples, Ind.	Hopkins, Mobile, 1993, 7
Most HR. Ind.	Leaumont, La. College, 1997, 20
Most RBI Ind.	Williams, Wm. Carey, 1986, 75
Most SB. Ind.	Dumas, Wm. Carey, 1991, 52
Most SB. (Game)	Estopinal, Sp. Hill, 1987, 7
Most Wins, Ind.	Calhoun, Belhaven, 1991, 14
.....	Melancon, Mobile, 2001, 14
Complete Games	Chiasson, Sp. Hill, 1990, 15
Innings Pitched	Melancon, Mobile, 2001, 131.1
Strikeouts	Melancon, Mobile, 2001, 138
Saves	Cazeaux, Wm. Carey, 1984, 11
Best ERA, Ind.	Stein, Sp. Hill, 1993, 1.41
Team Record, Best Pct.	Wm. Carey, 1982, .774 (41-12)



2003 All Conference Baseball Team

Player of the Year: Eric Adkins – William Carey

Pitcher of the Year: Bubba Dobson – Mobile

Coach of the Year: Bobby Halford – William Carey

Infield

1B	Raul Santana	Mobile
2B	Jeff White	Mobile
3B	Eric Adkins	William Carey
SS	Tyson Arishenkoff	LSUS

Pitchers

Gene Stevens	LSUS
Bubba Dobson	Mobile
Keith West	Mobile
Colin McElroy	Belhaven
Justin Hennington (<i>Relief</i>)	William Carey

Outfield

Ryan Moity	Loyola
Patrick Weaver	Mobile
Evan Lee	Spring Hill
Josh Kendrick	Mobile

Catchers


Aaron McRae	LSUS
Brandon Ingle	Belhaven

Designated Hitter

Josh Coleman	Spring Hill
--------------	-------------

Utility

Wesley Gray	LSUS
-------------	------



GCAC Baseball Schedule 2004

Feb. 20-21

Mobile @ Loyola
Belhaven @ Wm. Carey
Spring Hill @ LSU-S

Feb. 27-28

Loyola @ Belhaven
Wm. Carey @ Spring Hill
LSU-S @ Mobile

March 5-6

LSU-S @ Wm. Carey
Mobile @ Belhaven
Spring Hill @ Loyola

March 12-13

Loyola @ LSU-S
Belhaven @ Spring Hill
Mobile @ Wm. Carey

March 19-20

Spring Hill @ Mobile
Belhaven @ LSU-S
Wm. Carey @ Loyola

March 26-27

Loyola @ Mobile
Wm. Carey @ Belhaven
LSU-S @ Spring Hill

April 2-3

Belhaven @ Loyola
Spring Hill @ Wm. Carey
Mobile @ LSU-S

April 16-17

Wm. Carey @ LSU-S
Belhaven @ Mobile
Loyola @ Spring Hill

April 23-24

LSU-S @ Loyola
Spring Hill @ Belhaven
Wm. Carey @ Mobile

April 30-May 1

Mobile @ Spring Hill
LSU-S @ Belhaven
Loyola @ Wm. Carey

Tournament: May 5 - 7


2003 All Conference Softball Team

Pitcher of the Year: Melissa Passley – Mobile

Player of the Year: Maria Soto – Mobile

Coach of the Year: Becky Clark – Mobile

Kirby Baxter	Mobile
Sylvia Bedgood	Mobile
Brenda Box	Mobile
Danielle DeLeon	Spring Hill
Denisse Fuenmayor	Mobile
Jennifer Girod	Spring Hill
Renée Hurley	Spring Hill
Amanda McCaleb	Belhaven
Valerie Ricketts	Spring Hill
Aracely Rodriguez	Spring Hill
Alison Sellers	Spring Hill
Meredith Tanner	Mobile
Jessica Weltin	Spring Hill
Alana Worthington	Belhaven



2002 All Conference Cross Country

Men's

David Ferguson	Mobile	27:14
Moses Kosgey	SUNO	27:23
Mike Gulotta	Loyola	28:35
Mike Champman	Spring Hill	29:17
Courtney Baloney	Xavier	30:14
Kevin Fitzwilliam	Loyola	30:20
Nick Bousquet	Loyola	30:23
Joe Kutner	Loyola	30:35
Don Quintana	Spring Hill	30:55
Prince Mumba	Xavier	31:40
Carlos Malbrew	Xavier	31:46
Andrew Fell	Loyola	31:48

Coach of the Year: Paul Garvey – Loyola



Women's

Katrina Davis	Xavier	20:38
Lea McLaughlin	Mobile	20:44
Natalie Sargent	Loyola	21:09
Veronica Martin	Spring Hill	21:22
Brittany Stillwell	Xavier	21:30
Amani Harlee	Xavier	21:46
Kari Elliott	Belhaven	21:55
Kim Kujanek	Loyola	21:58
Cosetta Grant	Mobile	22:03
Sarah-Miles St. Claire	Loyola	22:05
Yasmira Jackson	Xavier	22:12
Adele Newell	Xavier	22:19

Coach of the Year: Steve Kalbaugh – Xavier

2002 All Conference Soccer

Women's

Goalkeepers

Christine Arneson	JR	Spring Hill
-------------------	----	-------------

Defenders

Stephanie Chancellor	JR	Belhaven
Allison Miller	JR	Mobile
Corry Paul	JR	Spring Hill
Alicia Wilson	JR	William Carey

Midfielders

Beth Hopkins	SR	Belhaven
Mairead McLaughlin	SO	William Carey
Christalle Phillips	SO	Mobile
Jessica Salgado	SO	Belhaven
Erica Strachan	SO	Spring Hill
Lisa Vidal	SO	Belhaven

Forwards

Rocio Aleruan	JR	Spring Hill
Kristin Cannon	SR	William Carey
Clare Springer	JR	Loyola
Colleen Walsh	SO	Belhaven

Player of the Year – Christine Arnesen, Spring Hill

Coach of the Year – David Dixon, Belhaven



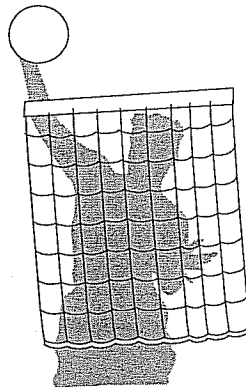
2002 All-GCAC Women's Volleyball Team

Libby Armstrong
Katie Bilbrey
Tamisha Brooks
Carrie Cravens
Amanda Gilliard
Kellie King
Shannon Lanai
Angelia Narcisse
Cicely Ozen
Ashleigh Posner
Suzi Ruiz
Maggie Schaefer

Belhaven
Spring Hill
Dillard
Spring Hill
Loyola
Spring Hill
Loyola
Dillard
Dillard
Spring Hill
Loyola
Loyola

Player of the Year
and Setter of the Year: *Maggie Schaefer – Loyola*

Coach of the Year: *Greg Castillo – Loyola*





2003 GCAC Golf Championships



Team Totals

1. University of Mobile	287-288=575
2. Spring Hill College	292-290=582
3. Belhaven College	306-307=613
4. William Carey College	319-316=635

Individual Championship

1. Colby Odom	67-73=140	Mobile
2. Derek Ryder	71-69=140	Spring Hill
3. Andrew Bayliss	73-69=142	Mobile
4. Matt Drinkard	72-72=144	Mobile
5. Michael Johnson	71-75=146	Spring Hill
6. Terry Collins	74-73=147	Belhaven
7. Jake Herald	77-71=148	Spring Hill
8. Jason Harvey	71-77=148	William Carey
9. Brian Whidden	72-77=149	William Carey
10. Jeremy Gaffney	75-75=150	Spring Hill
11. Ben Jackson	75-76=151	Mobile
12. Juan Marquine	75-76=151	Spring Hill
13. Brett Marler	79-74=153	Mobile
14. Arnaldo Maglione	76-78=154	Belhaven
15. Paxton Lee	78-77=155	Belhaven
16. Jesse Goranson	78-79=157	Belhaven
17. Jeremy Nelson	81-81=162	Belhaven
18. Jason Stoker	86-82=168	William Carey
19. B. J. Stout	90-80=170	Belhaven
20. Joe Hill	104-96=200	William Carey

GCAC Champions 1981-2003

Men's Basketball

Xavier University	1981-82
Xavier University	1982-83
William Carey College	1983-84
William Carey College	1984-85
Xavier University	1985-86
William Carey College	1986-87
University of Mobile	1987-88
University of Mobile	1988-89
William Carey College	1989-90
Louisiana College	1990-91
William Carey College	1991-92
Spring Hill College	1992-93
Spring Hill College	1993-94
Southern University, NO	1994-95
Xavier University	1995-96
William Carey College	1996-97
Dillard University	1996-97***
SUNO	1997-98
University of Mobile	1997-98***
Spring Hill	1998-99
SUNO	1999-00
Spring Hill	1999-00***
Dillard University	2000-01
Xavier University	2000-01****
SUNO	2001-02
Spring Hill	2001-02****
SUNO	2002-03



***Denotes Regular Season Champions

****Denotes Regular Season Co-Champions

Women's Basketball

Belhaven College	1981-82
Dillard University	1982-83**
William Carey College	1982-83**
Xavier University	1982-83**
Dillard University	1983-84
Louisiana College	1984-85
Louisiana College	1985-86
Dillard University	1986-87*
Xavier University	1986-87*
William Carey College	1987-88
Louisiana College	1988-89
Louisiana College	1989-90
University of Mobile	1990-91
William Carey College	1991-92
William Carey College	1992-93
Xavier University	1993-94
Xavier University	1994-95
Xavier University	1995-96
Xavier University	1996-97
Xavier University	1997-98
Louisiana College	1998-99
Spring Hill	1999-00
SUNO	1999-00***
Xavier University	2000-01
Dillard University	2000-01****
University of Mobile	2001-02
Dillard University	2002-03
Xavier University	2002-03****



*Denotes Co-Champions

** Denotes Tri-Champions

***Denotes Regular Season Champions

****Denotes Regular Season Co-Champions

Baseball

William Carey College	1982
William Carey College*	1983
Spring Hill College*	1983
William Carey College	1984
Spring Hill College	1985
William Carey College	1986
Louisiana College	1987
William Carey College	1988
William Carey College	1989
William Carey College	1990
William Carey College	1991
William Carey College	1992
William Carey College	1993
Belhaven College	1994
William Carey College	1995
William Carey College	1996
Spring Hill College	1997
University of Mobile	1998
University of Mobile	1999
Spring Hill College	2000
Spring Hill College	2001
Loyola University	2002



Softball

University of Mobile	1996
University of Mobile	1997
University of Mobile	1998
University of Mobile	1999
University of Mobile	2000
University of Mobile	2003



Men's Soccer

Belhaven College	1994
William Carey College	1995
William Carey College	1996
University of Mobile	1997
William Carey	1998
University of Mobile	1999
University of Mobile	2002
University of Mobile	2003



Women's Soccer

University of Mobile	1996
University of Mobile	1997
University of Mobile	1998
University of Mobile	1999
University of Mobile	2000
William Carey	2001
William Carey	2002
Belhaven College	2003




Men's Tennis

Belhaven College	1982
Belhaven College	1985
Belhaven College	1986
Belhaven College	1987
Belhaven College	1988
Belhaven College	1989
Belhaven College	1990
Belhaven College	1991
University of Mobile	1992
University of Mobile	1993
University of Mobile	1994
University of Mobile	1995
University of Mobile	1996
University of Mobile	1997
University of Mobile	1998
Spring Hill College	1999
Spring Hill College	2000
Spring Hill College	2002
Spring Hill College	2003



Women's Tennis

University of Mobile	1995
University of Mobile	1996
University of Mobile	1997
University of Mobile	1998
Spring Hill College	1999
Dillard University	2000
Xavier University	2002
Xavier University	2003



Men's Cross Country

Tougaloo College	1986
Tougaloo College	1987
Southern University	1988
Southern University	1989
University of Mobile	1990
University of Mobile	1991
University of Mobile	1992
University of Mobile	1993
University of Mobile	1995
University of Mobile	1996
University of Mobile	1997
University of Mobile	1998
University of Mobile	1999
Loyola University	2000
Loyola University	2001
Loyola University	2002



Women's Cross Country

Southern University	1986
Louisiana College	1987
Southern University	1988
Southern University	1989
Southern University	1990
University of Mobile	1991



Women's Cross Country (cont'd.)

Spring Hill College	1992
University of Mobile	1993
University of Mobile	1995
University of Mobile	1996
University of Mobile	1997
University of Mobile	1998
University of Mobile	1999
University of Mobile	2000
Loyola University	2001
Xavier University	2002



Golf - Men's

University of Mobile	1996
University of Mobile	1997
Spring Hill College	1998
Spring Hill College	1999
University of Mobile	2002
University of Mobile	2003



Volleyball

William Carey	1999
Loyola University	2000
Loyola University	2002



Thomas Howell Cup (All-Sports Champion)

Louisiana College and William Carey College	1986
University of Mobile	1988
University of Mobile	1989
University of Mobile	1990
University of Mobile	1991
University of Mobile	1992
University of Mobile	1993
University of Mobile	1994
University of Mobile	1995
University of Mobile	1996
University of Mobile	1997
University of Mobile	1998
University of Mobile	1999
Spring Hill College	2000
University of Mobile	2001
Spring Hill College	2002
Spring Hill College	2003



Schools Competing (NAIA Recognized Sports)

Men's and Women's Basketball

Belhaven College
Dillard University
Louisiana State University-Shreveport
Loyola University
University of Mobile
Southern University-NO
Spring Hill College
Tougaloo College
William Carey College
Xavier University

Men's & Women's Soccer

Belhaven College
Loyola University (Women only)
University of Mobile
Spring Hill College
William Carey College

Men' and Women's Cross Country

Belhaven College
Dillard University (Women only)
Loyola University
University of Mobile
Southern University - NO (Men only)
Spring Hill College
Tougaloo College
Xavier University

Men's and Women's Track (Outdoor and Indoor)

Loyola University
Southern University - NO

Volleyball

Belhaven College
Dillard University
Loyola University
Spring Hill College
Xavier University

Baseball

Belhaven College
Louisiana State University- Shreveport
Loyola University
University of Mobile
Spring Hill College
William Carey College

Softball

Belhaven College
University of Mobile
Spring Hill College
William Carey College

Men's & Women's Tennis

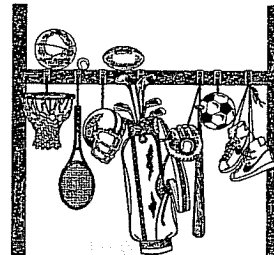
Belhaven College
Dillard University
University of Mobile (Women only)
Spring Hill College
Tougaloo College (Men only)
Xavier University

Golf (Men's and Women's)

Belhaven College
University of Mobile
Spring Hill College
Tougaloo College
William Carey

Swimming

Spring Hill College





GCAC Honor Roll



Dillard University

Chinyere Onyenekwn	Basketball (W)	3.58
Deondra Hagans	Basketball (W)	3.12
Ebony Owens	Basketball (W)	3.06

Loyola University New Orleans

Student	GPA	Sport	Student	GPA	Sport
Alan Bouterie	3.629	Baseball	Josephine Porter	3.577	Soccer (W)
Jarret Bauer	3.596	Baseball	Lisa Handschumacher	3.522	Soccer (W)
Tory Western	3.483	Baseball	Lissa Lyncker	3.338	Soccer (W)
Matthew Franatovich	3.429	Baseball	Eunice Alford	3.058	Soccer (W)
Brad Showalter	3.086	Baseball	April Barrios	3.844	Volleyball (W)
Matt Truax	3.400	Basketball (M)	Stacie Jirovec	3.618	Volleyball (W)
Zachary Tyson	3.100	Basketball (M)	Krista Danos	.3554	Volleyball (W)
Joelle Bordelon	3.308	Basketball (W)	Laurie Cacioppo	3.333	Volleyball (W)
Carlee White	3.292	Basketball (W)	Melissa Showalter	3.260	Volleyball (W)
Skye Landry	3.280	Basketball (W)	Monica Charlton	3.233	Volleyball (W)
Melissa St. Mary	3.133	Basketball (W)	Shannon Lahaie	3.133	Volleyball (W)
Michael Gulotta	3.883	Cross Country			
Joseph Kutner	3.479	Cross Country			
Jean Cassandra	3.441	Cross Country			
Catherine Baggett	3.186	Cross Country			
Beth Robinson	3.181	Cross Country			

University of Mobile

Student	GPA	Sport	Student	GPA	Sport
Patrick Weaver	3.49	Baseball	Allison Miller	4.00	Soccer
Josh Jacobs	3.06	Baseball	Kevin Laux	3.43	Soccer
Ricardo Rollo	3.06	Baseball	Heather Person	3.32	Soccer
Laurie Simon	3.89	Basketball	Michael Fricke	3.24	Soccer
Trevor Chandler	3.51	Basketball	Giselle Thomas	3.15	Soccer
Keli Saragusa	3.27	Basketball	Andrew Bayliss	3.11	Soccer
Jessica Barber	3.11	Basketball	Holly Person	3.10	Soccer
Gimel Lewis	3.09	Basketball	Teal Boothe	3.98	Softball
Rachel Farmer	3.08	Basketball	Sylvia Bedgood	3.62	Softball
Lea McLaughlin	3.98	Cross Country	Liberty Ellison	3.46	Softball
Terry Albertson	3.92	Cross Country	Amie Roberts	3.26	Softball
Andrea Frazier	3.77	Golf	Lindsey McDonald	3.24	Softball
Melanie Nolte	3.20	Golf	Jamie Roberts	3.20	Softball
Margaret Kendell	3.19	Golf	Melissa Passley	3.13	Softball
Andrew Bayliss	3.10	Golf	Christie Jackson	3.09	Softball
Tommy Hinton	3.06	Golf	Lindsey Allen	3.08	Softball
Ben Jackson	3.05	Golf			

William Carey College

Student	Sport	Student	Sport
Jeffrey Long	Baseball	Nick Baggetta	Soccer (M)
Travis Nowell	Baseball	Garrett Hiebert	Soccer (M)
Joseph Davenport	Baseball	Andrew Barron	Soccer (M)
Britt Hederman	Baseball	Mark Soutar	Soccer (M)
Rusty Latiolais	Baseball	Kevin Boyce	Soccer (M)
Kyle Valentine	Baseball	Emilia Johannson	Soccer (W)
Joe Driver	Baseball	Mairead McLaughlin	Soccer (W)
Charles E. Easley	Baseball	Venecia Paul	Soccer (W)
Samuel Laurent	Baseball	Alicia Wilson	Soccer (W)
Keely Marshall	Basketball (W)	Amy McInarnay	Softball
Kayla Cooley	Basketball (W)	Renee McInarnay	Softball
Chancey Nicks	Basketball (W)	Helen Hernandez	Softball
Lori DeSilvey	Basketball (W)	Janelle Austrom	Softball
Kristin McGehee	Basketball (W)	Stephanie Powell	Softball
Jessica Garriga	Basketball (W)		
Jason Harvey	Golf (M)		
Brian Whiddon	Golf (M)		

GCAC CALENDAR

2003- 2004

October 7	GCAC Fall Meeting, Xavier University
October 18	Men's/Women's Cross Country Championship, New Orleans Lakefront
November 14-15	Volleyball Tournament, Spring Hill
TBA	Women's Golf Tournament
March 3-6	Women's Basketball Tournament, Alario Center, New Orleans
March 10-13	Men's Basketball Tournament, Alario Center, New Orleans
March 18-22	NAIA National Meeting, Kansas City, MO
April 4-6	Men's Golf Tournament, Hattiesburg, MS
April 24-26	Tennis Tournament, TBA
April 24-26	Softball Tournament, Fairhope, AL
April 28	GCAC Spring Meeting, Belhaven College or neutral site
May 5-7	Baseball Tournament

