

# GULF COAST ATHLETIC CONFERENCE



## 2002-2003 DIRECTORY

# TABLE OF CONTENTS 2002-2003

Conference History .....	3
Past Presidents .....	4
GCAC Officers .....	5
GCAC Eligibility Committee .....	6
GCAC Sports Committee Chairs .....	6
GCAC Executive Committee .....	7

## MEMBER INFORMATION AND TEAM BASKETBALL STATISTICS 2001-2002

Belhaven College .....	8
Dillard University .....	10
Louisiana State University-Shreveport .....	12
Loyola University .....	13
University of Mobile .....	16
Southern University in New Orleans .....	20
Spring Hill College .....	22
Talladega College .....	25
Tougaloo College .....	27
William Carey College .....	30
Xavier University .....	34

## BASKETBALL STATISTICS, 2001-2002 SEASON

Conference Men's Statistics .....	37
Individual .....	39
Season Records .....	43
Game Records .....	44
Men's All Conference Team .....	45
Women's All Conference Team .....	46
Conference Women's Statistics .....	47
Individual .....	49
Season Records .....	51
Game Records .....	52
2003 Basketball Schedule .....	53

## BASEBALL STATISTICS 2002

Baseball Standings and Statistics .....	54
Louisiana State University-Shreveport .....	57
Loyola University .....	58
University of Mobile .....	59
Spring Hill College .....	60
William Carey College .....	61
Conference Records .....	62
All Conference Baseball .....	63
2003 Baseball Schedule .....	64
All-Conference Cross Country .....	65
All-Conference Soccer (Women's) .....	66
Golf Championships .....	67
GCAC Champions 1981-2002 .....	68
Thomas Howell Cup Champions 1986-2002 .....	73
Schools Competing (By Sport) .....	74
GCAC Honor Roll .....	75
GCAC 2002-2003 Calendar .....	76

**GCAC Website: [www.gcaconf.com](http://www.gcaconf.com)**

## HISTORY

The Gulf Coast Athletic Conference developed out of a series of meetings held over a period of almost four years. A number of private four-year schools in the Gulf Coast region with similar educational standards, enrollments, budgets, and athletic philosophies mutually felt the need for a conference.

In April and May, 1981, a constitution was developed, officers were elected and the decision was made to proceed with conference competition during the 1981-82 school year. Charter officers were Anthony M. Rachal, Jr., Xavier University, president; John Burton, Spring Hill College, vice-president; Mark Windham, Belhaven College, secretary-treasurer; and Thomas Howell, Louisiana College, commissioner. Charter members were Belhaven College of Jackson, Mississippi; Dillard University and Xavier University of New Orleans, Louisiana; Louisiana College of Pineville, Louisiana; Spring Hill College of Mobile, Alabama; Tougaloo College of Tougaloo, Mississippi; and William Carey College of Hattiesburg, Mississippi.

In August, 1981, the GCAC received recognition as an NAIA Affiliated Conference. The University of Mobile, Alabama was admitted in October, 1985, Southern University in New Orleans was granted admission in May, 1986, Loyola University was admitted in April, 1995, and Talladega College was admitted in April, 1999. In May 2000, Louisiana College and Belhaven College withdrew and Louisiana State University - Shreveport became a member in April, 2000. In April, 2002, Belhaven College was re-admitted.

## PAST PRESIDENTS

Anthony M. Rachal, Jr.	Xavier University	1981-82
John Burton	Spring Hill	1982-83
John Burton	Spring Hill	1983-84
Charles C. Teamer, Sr	Dillard University	1984-85
Milton Wheeler	William Carey	1985-86
Charles C. Teamer, Sr.	Dillard University	1986-87
Billy Allgood	Louisiana College	1987-88
Francis Garner	University of Mobile	1988-89
Artis Davenport	Southern University in N.O.	1989-90
Sr. Grace Mary Flickinger	Xavier University	1990-91
Charles C. Teamer, Sr.	Dillard University	1991-92
Felix James	Xavier University	1992-93
Bill Elder	University of Mobile	1993-95
Sr. Grace Mary Flickinger	Xavier University	1995-99
John Runda	University of Mobile	1999-01

2002-2003

Gulf Coast Athletic Conference Officers**President: Steve Knight, William Carey College**

Phone: 601-582-6415

Home: 601-268-7039

Fax: 601-582-6200

Email: sknight@wmcarey.edu

**Vice President: Vincent Johnson, SUNO**

Phone: 504-286-5141

Home: 504-254-0581

Fax: 504-584-5512

Email: vjohnson@suno.edu

**Secretary-Treasurer: Grace Beall**

P.O. Box 515, Louisiana College

Home: 318-473-1983

Pineville, LA 71359

Email: grace@gracebeall.com

**Commissioner: Thomas Howell**

216 Myrtle Street

Phone: 318-487-7102

Pineville, LA 71360

Fax: 318-487-7288

Home: 318-442-3179

Email: howell@lacollege.edu

**Conference Information Director: Chuck Knight**

100 Dewitt Circle

Phone: 601-266-5952

Hattiesburg, MS 39402

Fax: 601-266-6881

Home: 601-264-5017

Email: chuckknight@yahoo.com

**Supervisors of Officials:****Men's Basketball****Bob Collins**

P.O. Box 4514

Biloxi, MS 39535

Phone: 228-896-4511

Fax: 228-896-7000

Home: 228-896-7373

**Women's Basketball****Greg Federico**

131 Fernwood Dr.

Pass Christian, MS 39571

Phone: 504-887-3507

Fax: 504-887-8140

Home: 228-452-3564

**Conference Faculty Athletic Rep: Sr. Grace Mary Flickinger, Xavier**

Phone: 504-483-7526

Home: 504-482-0917

Fax: 504-485-7918

Email: gflickin@xula.edu

**Conference Registrar: Carolyn Evans, Tougaloo College**

Phone: 601-977-7765

Fax: 601-977-6164

## GCAC Eligibility Committee

Sr. Grace Mary Flickinger

Dr. John Runda

Dr. Milton Wheeler

Xavier

Mobile

William Carey

## Sports Committee Chairs

Men's Basketball

Women's Basketball

M/W Cross Country / Track and Field

Baseball

Softball

Golf

Men's Soccer

Women's Soccer

Men's & Women's Tennis

Lionel Garrett

Mark Cook

Kevin Stoots

Rocke Musgraves

Coby Mackin

Terry Hopper

Peter Fuller

Uwe Tittle

James Branche



## GCAC EXECUTIVE COMMITTEE

Belhaven .....	Dr. Wynn Kenyan
Dillard .....	Dr. Gary Clark
LSUS .....	Mr. Terry G. Harris
Loyola University .....	Fr. David Boileau
Mobile .....	Dr. John Runda
SUNO .....	Dr. Vincent Johnson
Spring Hill .....	Mr. Andre Honoree
Talladega .....	Dr. Edward Hall
Tougaloo .....	Dr. James Coleman
William Carey .....	Coach Steve Knight
Xavier .....	Sr. Grace Mary Flickinger





LET YOUR LIGHT SHINE  
BEFORE MEN, THAT THEY  
MAY SEE YOUR GOOD  
DEEDS AND PRAISE YOUR  
FATHER IN HEAVEN.  
MATTHEW 5:16

**Belhaven College**  
1500 Peachtree Street  
Jackson, MS 39202  
Athletic Phone: 601-968-5956  
Fax #: 601-965-7025

**Nickname: Blazers**  
**Colors: Green & Vegas Gold**  
**President: Dr. Roger Parrott**  
**Fieldhouse: Heidelberg Gymnasium (seats 500)**

**Athletic Director**

**Dennis Roland**

Phone: 601-968-5956  
Email: droland@belhaven.edu

**Athletic Secretary**

**Mara McLellan**

Phone: 601-968-5956  
Email: mmclellan@belhaven.edu

**Coaching Staff:**

**Men's Basketball**

**Dale Hatcher**

Phone: 601-968-5936  
Email: dhatcher@belhaven.edu

**Men's Basketball Assistant**

**Kevin Griffin**

Phone: 601-968-8771  
Email: kgriffin@belhaven.edu

**Women's Basketball**

**Billy Evans**

Phone: 601-968-8812  
Email: bevans@belhaven.edu

**Baseball**

**Hill Denson**

Phone: 601-968-8898  
Cell: 601-209-3470  
Email: hdenson@belhaven.edu

**Baseball Assistant**

**Eric Stokes**

Phone: 601-968-5984  
Email: estokes@belhaven.edu

**Softball**

**Lesley Blanton**

Phone: 601-968-8768  
Email: lblanton@belhaven.edu

## Belhaven College

**Men's Soccer**

**Phil Moyer**

Phone: 601-965-7013

Email: pmoyer@belhaven.edu

**Women's Soccer**

**David Dixon**

Phone: 601-968-8708

Email: ddixon@belhaven.edu

**Tennis**

**(Men's & Women's)**

**Judy Chance**

Phone: 601-968-8842

Email: jchance@belhaven.edu

**Cross Country**

**(Men's & Women's)**

**Christie Barber**

Phone: 601-968-8765

Email: cbarber@belhaven.edu

**Volleyball**

**Julie Langford**

Phone: 601-968-8891

Email: jlangford@belhaven.edu

**Golf**

**(Men's and Women's)**

**Bob Ford**

Phone: 601-968-8765

Email: rford@belhaven.edu

**Athletic Trainer**

**Todd Bullard**

Phone: 601-968-8789

Email: tbullard@belhaven.edu

**Sports Information Director**

**Kevin Griffin**

Phone: 601-968-8771

Email: kgriffin@belhaven.edu

**Faculty Athletic Representative**

**Dr. Wynn Kenyon**

Phone: 601-968-5959

Email: wkenyon@belhaven.edu

**Registrar**

**Jan McDonnieal Wilson**

Phone: 601-968-5922

Fax: 601-968-9998

Email: registrar@belhaven.edu



**Dillard University**  
 2601 Gentilly Blvd.  
 New Orleans, LA 70122  
 Fax #: 504-816-4365

**Nickname:** Blue Devils, Devilettes  
**Colors:** Royal Blue and White  
**Enrollment:** 1900  
**President:** Dr. Michael Lomax  
**Fieldhouse:** A.W. Dent (seats 3500)

**Athletic Director**

**Steven Martin**

Phone: 504-816-5281  
 Home: 504-241-6538  
 Email: smartin@dillard.edu

**Athletic Secretary**

**Rebecca Fondren**

Phone: 504-816-4004

**Coaching Staff:**

**Men's Basketball**

**Marco Borne**

Phone: 504-816-4181

**Men's Basketball Assistant**

**Terry Saulney**

Phone: 504-816-4755

**Women's Basketball**

**Mark Cook**

Phone: 504-816-4752  
 Home: 504-245-0501

**Women's Basketball Assistant**

**Robin Martin**

Phone: 504-816-5280

**Tennis**

**James E. Branche**

Phone: 504-816-4186  
 Home: 504-289-4412

**Cross Country**

**Marco Borne**

Phone: 504-816-4181  
 Home: 504-288-9480

**Volleyball**

**Javonne Butler**

Phone: 504-816-4003

**Athletic Trainer**

**Jeff Arceneaux**

Phone: 504-816-5282

**Sports Information/Publicity**

Each head coach is responsible.

**Faculty Athletic Representative**

**Dr. Gary M. Clark**

Phone: 504-816-4829

**Registrar**

**Connie Seymour**

Phone: 504-816-4683

## Dillard Men's Basketball Statistics

Player	G	FGM/ATT	PCT	FTM/ATT	PCT	PTS/AVG	REB/AVG	AST	TO	ST	PF
Loncke	30	257-436	.589	141-300	.470	656-21.9	458-15.3	45	81	49	77
Remington	30	202-364	.555	84-128	.656	488-16.3	261-8.7	65	69	32	62
Ott	34	142-281	.505	62-87	.713	409-12.0	94-2.8	74	49	76	68
Mohan	32	55-120	.458	64-86	.744	194-6.1	70-2.2	103	80	45	46
Brown	34	70-148	.473	40-70	.571	185-5.4	156-4.6	52	62	45	81
Jones	31	61-154	.396	26-32	.813	171-5.5	77-2.5	24	29	24	56
Bell	30	50-83	.602	25-37	.676	126-4.2	71-2.4	21	21	13	55
James	28	51-106	.481	19-23	.826	121-4.3	84-3.0	8	17	5	39
Cleaver	33	46-98	.469	18-48	.375	119-3.6	50-1.5	142	42	49	53
Bastian	15	20-38	.526	11-26	.423	51-3.4	46-3.1	3	5	2	22
Pouher	18	11-32	.344	7-8	.875	36-2.0	12-0.7	12	10	4	6
Watson	14	6-23	.261	3-4	.750	20-1.4	5-0.4	10	6	2	6
Jamel Jones	3	3-5	.600	4-7	.571	11-3.7	4-1.3	1	4	0	4
<b>Totals</b>		<b>974-1888</b>	<b>.516</b>	<b>504-856</b>	<b>.589</b>	<b>2587-76.1</b>	<b>1435-42.2</b>	<b>560</b>	<b>483</b>	<b>346</b>	<b>575</b>

## Dillard Women's Basketball Statistics

Player	G	FGM/ATT	PCT	FTM/ATT	PCT	PTS/AVG	REB/AVG	AST	TO	ST	PF
Samuels	30	139/302	0.460	72/109	0.661	369/12.3	136/4.5	68	60	63	57
Brown	30	137/284	0.482	72/119	0.605	346/11.5	200/6.7	11	65	37	93
Owens	30	88/183	0.481	58/104	0.558	236/7.9	128/4.3	64	96	38	55
Rodriquez	29	51/148	0.345	56/89	0.629	158/5.4	135/4.7	22	36	27	72
Hamp	27	59/155	0.381	33/53	0.623	153/5.7	96/3.6	25	56	21	63
Wane	27	59/136	0.434	24/43	0.558	142/5.3	88/3.3	5	32	6	34
Houston	28	43/117	0.368	29/39	0.744	122/4.4	54/1.9	16	20	18	47
Wade	27	43/94	0.457	18/31	0.581	105/3.9	64/2.4	29	38	24	54
Gill	27	24/81	0.296	24/33	0.727	77/2.9	45/1.7	36	36	10	28
Onyenekw	25	23/79	0.291	27/50	0.540	73/2.9	102/4.1	3	28	15	48
Robinson	16	23/63	0.365	9/13	0.692	62/3.9	26/1.6	16	19	11	11
Gibson	18	17/42	0.405	6/17	0.353	40/2.2	30/1.7	2	13	7	22
Flowers	10	9/18	0.500	9/12	0.750	28/2.0	5/0.5	1	4	2	6
Landry	7	9/19	0.474	6/7	0.857	25/3.6	14/2.0	4	9	3	7
Hagans	13	3/15	0.200	6/12	0.500	12/0.9	28/2.2	0	9	2	12
<b>Totals</b>		<b>727/1736</b>	<b>0.419</b>	<b>449/731</b>	<b>0.614</b>	<b>1948/64.9</b>	<b>1193/39.8</b>	<b>302</b>	<b>525</b>	<b>284</b>	<b>609</b>

# Louisiana State University at Shreveport

One University Place

Shreveport, LA 71115

*Athletic Department: 318-797-4106*

*Fax #: 318-798-4179*



*Nickname: Pilots*

*Colors: Royal Blue and Gold*

*Enrollment: 4,000*

*President: Dr. Vincent J. Marsala*

*Fieldhouse: Health & Physical Education Building*

**Athletic Director**

**Rocke Musgraves**

Phone: 318-798-4106

Home: 318-219-0708

Email: [rmusgrav@pilot.lsus.edu](mailto:rmusgrav@pilot.lsus.edu)

**Coaching Staff:  
Baseball**

**Rocke Musgraves**

Phone: 318-798-4107

Home: 318-219-0708

Email: [rmusgrav@pilot.lsus.edu](mailto:rmusgrav@pilot.lsus.edu)

**Sports Information/Publicity**

**Greg Trusty**

Phone: 318-797-5257

Home: 318-868-4148

Email: [gtrusty@pilot.lsus.edu](mailto:gtrusty@pilot.lsus.edu)

**Faculty Athletic Representative**

**Dr. Terry G. Harris**

Phone: 318-797-5287

Home: 318-797-2308

Email: [tharris@pilot.lsus.edu](mailto:tharris@pilot.lsus.edu)

**Registrar**

**Julie Wilkins**

Phone: 318-797-4249

Home: 318-868-2245

Email: [jwilkins@pilot.lsus.edu](mailto:jwilkins@pilot.lsus.edu)



**Loyola University**  
**Athletic Complex Box 53**  
**6363 St. Charles Ave.**  
**New Orleans, LA 70118**  
**Fax #: 504-864-7380**

**Nickname: Wolfpack**  
**Colors: Maroon and Gold**  
**Enrollment: 5,000**

**President: Rev. Bernard P. Knoth, S.J.**  
**Fieldhouse: The Den (Loyola Sports Complex)**

***Athletic Director***

**Jerry Hernandez**

Phone: 504-864-7711  
 Home: 504-834-2818  
 Email: gjhernan@loyno.edu

***Assistant Athletic Director***

**DoBee Plaisance**

Phone: 504-864-7577  
 Home: 504-361-3008  
 Email: mplaisan@loyno.edu

***Administrative Assistant***

**Doris Bordelon**

Phone: 504-864-7225  
 Email: dsbordel@loyno.edu

***Coaching Staff:***

**Men's Basketball**

**Jerry Hernandez**

Phone: 504-864-7711  
 Home: 504-834-2818  
 Email: gjhernan@loyno.edu

**Assistant  
 Women's Basketball**

**John Branch**

**DoBee Plaisance**

Phone: 504-864-7577  
 Home: 504-361-3008  
 Email: mplaisan@loyno.edu

**Assistant**

**Brooke Surette**

**Jamila Brown**

## Loyola University

**Baseball**

**Assistant  
Track/Cross Country  
(Men's & Women's)**

**Women's Soccer**

**Women's Volleyball**

**Assistant  
Sports Information Director**

**Faculty Athletic Representative**

**Registrar**

**TBA**

Phone: 504-864-7392

**Brett Simpson**

**Paul Garvey**

Phone: 504-864-7395

Home: 504-282-8824

Email: [pjgarvey@loyno.edu](mailto:pjgarvey@loyno.edu)

**Emmy Therrell**

Phone: 504-864-7398

Home: 504-834-8852

Email: [therrell@loyno.edu](mailto:therrell@loyno.edu)

**Greg Castillo**

Phone: 504-864-7397

Home: 504-361-5931

Email: [gscastil@loyno.edu](mailto:gscastil@loyno.edu)

**Paul Wolfe**

**Brett Simpson**

Phone: 504-864-7396

Home: 504-861-9163

Email: [bsimpson@loyno.edu](mailto:bsimpson@loyno.edu)

**Fr. David Boileau**

Phone: 504-865-5543

Home: 504-866-6006

**Kathy Gros**

Phone: 504-865-3237

## Loyola University Men's Basketball Stats

Player	G	FGM/ATT	PCT	FTM/ATT	PCT	PTS/AVG	REB/AVG	AST	TO	ST	PF
Barnes	30	155/336	.461	100/135	.741	432/14.4	170/5.7	72	75	37	55
Doby	26	113/302	.374	72/77	.935	357/13.7	41/1.6	31	48	11	49
Truax	28	70/159	.440	38/50	.760	220/7.9	70/2.5	28	46	31	72
Browers	30	56/151	.371	68/94	.723	198/6.6	73/2.4	108	79	38	67
Hernandez	28	65/174	.374	28/42	.667	186/6.6	86/3.1	60	62	28	76
McCall	27	53/142	.373	11/20	.550	152/5.6	80/3.0	23	33	14	45
Tyson	30	58/146	.397	10/16	.625	148/4.9	60/2.0	24	31	14	74
Kincaid	22	41/101	.406	16/21	.762	105/4.8	58/2.6	10	39	9	47
Senna	27	23/59	.390	4/16	.250	53/2.0	56/2.1	12	19	5	32
Schulze	24	6/32	.188	1/3	.333	17/0.7	14/0.6	7	18	0	32
Barnitz	11	2/9	.222	0/0	.000	5/0.5	2/0.2	0	0	2	1
McGee	8	1/7	.143	2/4	.500	4/0.5	4/0.5	0	1	2	3
Wade	3	0/2	.000	0/0	.000	0/0.0	1/0.3	1	0	0	1
<b>Totals</b>	<b>30</b>	<b>643/1620</b>	<b>.397</b>	<b>350/478</b>	<b>.732</b>	<b>1877/62.6</b>	<b>808/26.9</b>	<b>376</b>	<b>474</b>	<b>191</b>	<b>554</b>

## Loyola University Women's Basketball Stats

Player	G	FGM/ATT	PCT	FTM/ATT	PCT	PTS/AVG	REB/AVG	AST	TO	ST	PF
St. Mary	26	119/321	.371	62/101	.614	363/14.0	100/3.8	67	96	43	56
White	26	127/249	.510	89/122	.730	343/13.2	166/6.4	5	47	25	65
Jackson	25	91/235	.387	51/100	.510	240/9.6	119/4.8	25	71	40	42
Tucker	26	55/154	.357	39/53	.736	154/5.9	58/2.2	19	47	16	66
Bordelon	26	43/122	.352	62/89	.697	148/5.7	77/3.0	104	116	50	79
McNair	24	29/70	.414	12/13	.923	79/3.3	49/2.0	31	52	8	36
Gimbel	20	19/74	.257	8/15	.533	58/2.9	25/1.3	6	23	4	23
Curtis	23	14/35	.400	7/9	.778	43/1.9	17/0.7	4	4	8	12
Dawkins	21	11/35	.314	10/19	.526	32/1.5	52/2.5	4	18	4	26
Pilgreen	26	9/37	.243	9/11	.818	29/1.1	29/1.1	26	58	9	25
Landry	25	4/17	.235	7/11	.636	16/0.6	14/0.6	5	19	4	6
Gurley	7	0/1	.000	0/0	.000	0/0.0	4/0.6	0	3	0	1
Deguire	0	0/0	.000	0/0	.000	0/0.0	0/0.0	0	0	0	0
<b>Totals</b>	<b>26</b>	<b>521/1350</b>	<b>.386</b>	<b>356/543</b>	<b>.656</b>	<b>1505/57.9</b>	<b>780/30.0</b>	<b>296</b>	<b>573</b>	<b>211</b>	<b>437</b>



**University of Mobile**


P.O. Box 13220

Mobile, AL 36663-0220

*Physical Address: 5737 College Parkway*

Mobile, AL 36663

Fax #: 251-442-2499

**Nickname:** Rams**Colors:** Maroon and White**Enrollment:** 2000**President:** Dr. Mark Foley**Fieldhouse:** H. Austill Pharr (Seats 1500)**Athletic Director****Craig Bogar**

Phone: 251-442-2279

Home: 251-621-3404

Email: adbogar@hotmail.com

**Secretary****Cindy Kelly**

Phone: 251-442-2278

Email: crk3@hotmail.com

**Assistant Athletic Director,  
Asst. Golf Coach & Intramurals****Mike Watkins**

Phone: 251-442-2369

Home: 251-675-4088

**Coaching Staff:****Men's Basketball****Joe Niland**

Phone: 251-442-2288

Home: 251-661-4743

**Assistant****Sam Coates**

Phone: 251-442-2399

Home: 251-607-7174

**Women's Basketball****Martha Gore-Algernon**

Phone: 251-442-2260

Home: 251-675-2775

Email: goremartha@hotmail.com

**Assistant****Eddie Kite**

Phone: 251-442-2400

Home: 251-679-6549

## University of Mobile

### Baseball

#### Mike Jacobs

Phone: 251-442-2228

Home: 251-666-1775

#### Assistant

#### Chris Rose

Phone: 251-442-2306

Home: 251-470-7281

Email: [chrisr@mail.umobile.edu](mailto:chrisr@mail.umobile.edu)

### Softball

#### Mark Brooks

Phone: 251-442-2277

Home: 251-621-0413

Email: [coachmb@hotmail.com](mailto:coachmb@hotmail.com)

### Cross Country/Track

#### Kevin Stoots

Phone: 251-442-2264

Home: 251-476-1329

Email: [stoots@hotmail.com](mailto:stoots@hotmail.com)

### Men's Soccer

#### Peter Fuller

Phone: 251-442-2363

Home: 251-679-7575

#### Assistant

#### Brian Person

Phone: 251-442-2397

Home: 251-442-3743

### Women's Soccer

#### Uwe Tittle

Phone: 251-442-2364

Home: 251-626-1741

#### Assistant

#### Brian Person

Phone: 251-442-2397

Home: 251-442-3743

### Men's Golf

#### Terry Hopper

Phone: 251-442-2258

Home: 251-675-4694

Email: [mobilegolf@hotmail.com](mailto:mobilegolf@hotmail.com)

### Women's Golf

#### TBA

Phone: 251-442-2365

## University of Mobile

**Women's Tennis**

**Uwe Tittle**

Phone: 251-442-2334

Home: 251-626-1741

**Cheerleading Coach**

**Michael & Brooke Lenz**

Phone: 251-442-2365

Home: 251-776-7828

**Head Trainer**

**Jinni Frisbey**

Phone: 251-442-2361

Cell Ph: 251-454-8283

Email: [jfrisbey21@juno.com](mailto:jfrisbey21@juno.com)

***Sports Information/Publicity***

**Kevin Stoots**

Phone: 251-442-2264

Email: [winrams@hotmail.com](mailto:winrams@hotmail.com)

***Faculty Athletic Representative***

**Dr. John Runda**

Phone: 251-442-2345

Home: 251-987-5111

***Registrar***

**Ruth Kelley**

Phone: 251-442-2203

## University of Mobile Men's Basketball Statistics

Player	G	FGM/ATT	PCT	FTM/ATT	PCT	PTS/AVG	REB/AVG	AST	TO	ST	PF
Ellis	30	25/80	.312	17/30	.567	77/2.6	59/2.0	42	32	18	48
Young	22	20/35	.571	5/14	.357	54/2.5	38/1.7	26	22	17	26
Foley	11	3/7	.429	3/4	.750	11/1.0	3/0.3	3	6	2	6
Burgess	26	116/265	.438	57/84	.679	340/13.1	45/1.7	54	51	31	48
Palmer	33	80/212	.377	27/35	.771	228/6.9	48/1.5	23	35	31	70
Futrell	8	2/8	.250	1/2	.500	5/0.6	7/0.9	2	2	2	6
Feagin	33	98/234	.419	93/141	.660	312/9.5	130/3.9	96	110	58	86
Salano	13	7/11	.636	6/8	.750	23/1.8	13/1.0	1	4	2	9
Perry	33	195/399	.489	130/173	.751	553/16.8	212/6.4	71	113	48	80
Lewis	33	75/147	.510	20/54	.370	170/5.2	170/5.2	13	55	27	99
Harden	30	90/179	.503	79/145	.545	259/8.6	130/4.3	13	51	22	84
Hardin	1	2/3	.667	0/0	.000	4/4.0	5/5.0	0	1	0	4
Moman	33	106/207	.512	122/168	.726	342/10.4	193/5.8	29	66	25	112
McSween	11	6/18	.333	9/14	.643	21/1.9	13/1.2	2	3	5	9
<b>Totals</b>	<b>33</b>	<b>825/1805</b>	<b>.457</b>	<b>569/872</b>	<b>.653</b>	<b>2399/72.7</b>	<b>1153/34.9</b>	<b>375</b>	<b>564</b>	<b>288</b>	<b>696</b>

## University of Mobile Women's Basketball Statistics

Player	G	FGM/ATT	PCT	FTM/ATT	PCT	PTS/AVG	REB/AVG	AST	TO	ST	PF
Lattimore	28	48/107	.449	23/34	.676	123/4.4	57/2.0	37	38	38	39
Johnson	27	13/45	.289	19/31	.613	46/1.7	35/1.3	19	23	14	14
Saragusa	25	17/54	.315	18/24	.750	60/2.4	39/1.6	18	20	11	13
Simon	35	57/150	.380	18/24	.750	168/4.8	86/2.5	43	42	12	29
Dill	36	124/254	.488	70/90	.778	336/9.3	131/3.6	96	114	43	48
Barber	35	40/128	.312	58/78	.744	157/4.5	76/2.2	130	98	33	61
Christen	36	111/309	.359	74/105	.705	320/8.9	180/5.0	132	96	79	75
Farmer	21	19/55	.345	2/2	1.000	49/2.3	19/0.9	12	11	3	12
Chandler	36	93/191	.487	70/100	.700	256/7.1	157/4.4	28	64	17	67
Lumbsley	35	233/389	.599	108/137	.788	574/16.4	316/9.0	34	82	25	99
Stallworth	36	203/354	.573	90/132	.682	496/13.8	262/7.3	35	51	22	112
Kindred	23	30/87	.345	30/50	.600	94/4.1	75/3.3	26	30	9	47
<b>Totals</b>	<b>36</b>	<b>988/2123</b>	<b>.465</b>	<b>580/807</b>	<b>.719</b>	<b>2679/74.4</b>	<b>1583/44.0</b>	<b>610</b>	<b>680</b>	<b>306</b>	<b>616</b>

**SUNO KNIGHTS****Southern University in New Orleans**

6400 Press Drive  
 New Orleans, LA 70126  
 Fax #: 504-284-5520

**Nickname:** SUNO Knights

**Colors:** Blue & Gold

**Enrollment:** 5100

**President:** Dr. Leon K. Tarver II

**Chancellor:** Dr. Press Robinson

**Athletic Director****Earl R. Hill**

Phone: 504-286-5192

Home: 504-925-9742

**Coaching Staff:****Men's Basketball****Earl R. Hill**

Phone: 504-286-5192

Home: 504-925-9742

**Assistant****Elston King**

Phone: 504-286-5197

Home: 504-948-2489

**Women's Basketball****Elston King**

Phone: 504-286-5197

Home: 504-948-2489

**Cross Country and Track  
(Men and Women)****Stephanie Minto**

Phone: 504-286-5332

**Sports Information/Publicity****Earl R. Hill**

Phone: 504-286-5192

**Faculty Athletic Representative****Dr. Vincent Johnson**

Phone: 504-286-5141

Email: vjohnson@suno.edu

**Registrar****Gilda Davis**

Phone: 504-286-5176

## SUNO Men's Basketball Statistics

Player	G	FGM/ATT	PCT	FTM/ATT	PCT	PTS/AVG	REB/AVG	AST	ST
Harvey	32	269-539	49.9	147-195	75.3	735-23.0	107-3.3	53	51
Colbert	31	149-327	45.5	109-144	75.6	453-14.6	160-5.5	172	117
Abiodun	32	139-259	53.6	54-76	72.3	335-10.4	129-4.0	28	11
Pitre	19	69-117	58.9	25-62	40.3	163-8.5	87-4.5	15	25
Lawrence	30	51-98	52.0	29-46	63.0	131-4.2	77-2.5	12	10
Ferria	18	90-158	56.9	59-82	71.9	245-13.6	122-6.7	15	30
Carter	28	20-38	52.8	27-38	71.0	78-2.8	34-1.1	69	22
Ayers	23	10-19	52.6	9-17	52.9	29-1.3	14-6	2	6
Haywood	26	32-56	57.1	12-18	66.6	76-3.0	35-1.4	8	8
Davis	16	8-19	42.1	2-5	40.0	20-1.2	13-8	5	6
Richard	21	3-16	18.7	6-12	50.0	10-5	10-5	6	6
Clemente	15	7-12	58.3	7-8	87.5	21-1.5	20-1.3	3	2
Means	30	23-44	52.2	9-22	40.0	55-1.8	43-1.4	2	9
Deville	16	14-21	66.6	5-9	55.5	33-2.09	22-1.3	3	4
Santos	11	24-51	47.0	30-36	83.3	78-7.0	28-2.5	4	5

## SUNO Women's Basketball Statistics

Player	G	FGM/ATT	PCT	FTM/ATT	PCT	PTS/AVG	REB/AVG	AST	ST
Ambrose	9	35-89	38.2	17-34	50.0	103-11.4	32-3.5	15	18
Bethencourt	29	65-175	37.1	65-98	65.3	214-7.3	63-2.1	34	29
Calix	17	4-23	1.7	4-12	33.3	16-.92	27-1.5	17	15
George	12	3-6	50.0	0-2	0.0	6-.5	5-.4	2	2
James	10	20-41	48.7	3-5	6.0	44-4.4	39-3.9	1	2
Johnson	29	174-307	56.7	94-138	68.1	442-15.2	301-10.3	25	18
Lazard	29	192-399	48.1	73-110	66.6	465-16.0	114-3.9	60	71
Love	7	24-87	39.0	19-29	65.5	90-12.8	25-3.5	14	11
McQueen	20	49-125	39.2	28-44	63.6	126-6.3	78-3.9	5	13
Pichon	22	61-63	36.8	10-20	50.0	150-6.8	89-4.0	22	15
Stemley	29	70-198	35.3	29-47	61.6	182-6.2	65-2.2	87	25
White	17	59-143	41.2	54-104	51.8	173-10.1	150-8.8	6	13



**Spring Hill College**  
4000 Dauphin Street  
Mobile, AL 36608-0220  
**Athletic Department: 251-380-3485**  
**Fax #: 251-460-2196**

**Nickname: Badgers, Lady Badgers**  
**Colors: Purple and White**  
**Enrollment: 1200**

**President: Fr. Gregory F. Lucey, S.J.**  
**Fieldhouse: Outlaw Recreation Center (2,000)**

**Athletic Director**

**Coby Mackin**

Phone: 251-380-3489  
Home: 251-621-9602  
Email: cmackin@shc.edu

**Athletic Secretary**

**Kimberly Anderson**

Phone: 251-380-3485  
Home: 251-476-6190  
Email: kanderson@shc.edu

**Coaching Staff:**

**Men's Basketball**

**Tom Kenna**

Phone: 251-380-4460  
Email: tkenna@shc.edu

**Women's Basketball**

**Terry Fowler**

Phone: 251-380-3488  
Home: 251-602-6636  
Email: coachfowler@shc.edu

**Baseball**

**Frank Sims**

Phone: 251-380-3486  
Home: 251-776-7768  
Email: fsims@shc.edu

**Cross Country**  
**(Men's and Women's)**

**Michelle Hoobler**

Phone: 251-380-3485  
Home: 251-767-4838 (cell)  
Email: Mhoobler@shc.edu

## Spring Hill College

**Golf (Men's)**

**Steve Hodges**

Phone: 251-380-4659

**Golf (Women's)**

**Duke Ankiewicz**

Phone: 251-380-4659

**Soccer (Men's & Women's)**

**Wulf Koch**

Phone: 251-380-3491

Home: 251-533-2682 (cell)

Email: Wkoch@shc.edu

**Tennis (Men's & Women's)**

**Kelly Williamson**

Phone: 251-380-3490

Email: Kwilliamson@shc.edu

**Soffball**

**Coby Mackin**

Phone: 251-380-3489

Home: 251-621-9602

Email: cmackin@shc.edu

**Swimming (Men's & Women's)**

**John Hartman**

Phone: 251-380-4462

Home: 251-342-2672

Email: Jhartman@shc.edu

**Volleyball**

**Gretchen Koppersmith**

Phone: 251-380-4475

Home: 251-490-4815 (cell)

Email: Gretcho8@aol.com

**Sports Information/Publicity**

**Lee Wright**

Phone: 251-380-4468

Home: 251-450-0599

Email: lwright@sch.edu

**Faculty Athletic Representative**

**André Honoreé**

Phone: 251-380-4394

Email: Ahonoree@shc.edu

**Registrar**

**Shirley Kargledar**

Phone: 251-380-2242

Email: Skargledar@shc.edu



### Spring Hill College Men's Basketball Statistics

Player	G	FGM/ATT	PCT	FTM/ATT	PCT	PTS/AVG	REB/AVG	AST	TO	ST	PF
Younger	32	138/267	.517	125/143	.874	422/13.2	139/4.3	102	62	47	75
Millsap	32	122/269	.454	86/118	.729	369/11.5	147/4.6	80	71	35	84
McKee	32	102/210	.486	91/137	.664	295/9.2	153/4.8	7	39	42	67
Du Ventre	29	81/170	.476	22/26	.846	234/8.1	62/2.1	34	38	12	45
Perez	32	87/135	.644	51/73	.699	227/7.1	139/4.3	8	34	17	89
Olen	26	55/157	.350	33/41	.805	179/6.9	78/3.0	68	45	15	43
Levy	24	38/97	.392	36/49	.735	117/4.9	46/1.9	42	47	17	40
Long	27	23/55	.418	6/9	.667	66/2.4	30/1.1	21	13	7	12
Johnson	16	16/36	.444	4/5	.800	36/2.3	14/0.9	1	6	2	15
Bloom	29	20/46	.435	17/26	.654	57/2.0	38/1.3	4	17	11	29
Picarelli	28	10/33	.303	17/23	.739	37/1.3	28/1.0	68	35	20	29
Williams	22	6/30	.200	9/14	.643	26/1.2	13/0.6	17	9	6	11
Arner	15	6/9	.667	5/7	.714	18/1.2	5/0.3	9	8	6	4
<b>Totals</b>	<b>32</b>	<b>740/1577</b>	<b>.469</b>	<b>524/700</b>	<b>.749</b>	<b>2179/68.1</b>	<b>1027/32.1</b>	<b>481</b>	<b>458</b>	<b>245</b>	<b>563</b>

### Spring Hill College Women's Basketball Statistics

Player	G	FGM/ATT	PCT	FTM/ATT	PCT	PTS/AVG	REB/AVG	AST	TO	ST	PF
Baker	30	173/363	.477	111/139	.799	472/15.7	206/6.9	50	102	58	89
Tilley	30	94/218	.431	53/66	.803	260/8.7	99/3.3	82	121	38	56
Houy	30	88/230	.383	62/88	.705	255/8.5	171/5.7	47	109	46	75
Mathias	17	37/108	.343	24/38	.632	112/6.6	66/3.9	34	42	9	44
Sockwell	25	45/122	.369	17/26	.654	131/5.2	51/2.0	25	37	17	34
Young	30	51/140	.364	22/30	.733	136/4.5	94/3.1	47	68	47	47
Pendergast	27	43/98	.439	20/40	.500	107/4.0	43/1.6	21	29	9	44
Fowler	28	29/96	.302	38/65	.585	96/3.4	111/4.0	18	31	17	64
Bean	25	22/57	.386	15/19	.789	69/2.8	35/1.4	22	44	13	19
Danner	17	9/22	.409	3/9	.333	22/1.3	14/0.8	5	10	3	14
Cardenas	13	4/20	.200	5/8	.625	16/1.2	7/0.5	1	9	3	11
Niiter	19	5/24	.208	4/7	.571	15/0.8	14/0.7	1	5	3	11
Arner	6	1/1	1.00	0/0	.000	3/0.5	1/0.2	1	2	0	2
<b>Totals</b>	<b>30</b>	<b>638/1581</b>	<b>.404</b>	<b>391/561</b>	<b>.697</b>	<b>1785/59.5</b>	<b>1074/35.8</b>	<b>363</b>	<b>659</b>	<b>271</b>	<b>529</b>

### GCAC Basketball Schedule 2003

**Thursday, January 9**  
Belhaven @ Spring Hill  
Mobile @ William Carey

**Saturday, January 11**  
Xavier @ Talladega  
Tougaloo @ Dillard  
Spring Hill @ Loyola  
SUNO @ William Carey

**Monday, January 13**  
Mobile @ Dillard  
Loyola @ Tougaloo  
SUNO @ Talladega  
William Carey @ Xavier

**Thursday, January 16**  
SUNO @ Xavier  
William Carey @ Dillard  
Loyola @ Belhaven

**Friday, January 17**  
Tougaloo @ Spring Hill  
Talladega @ Mobile

**Saturday, January 18**  
Talladega @ Spring Hill  
Tougaloo @ Mobile  
William Carey @ Loyola  
Dillard @ SUNO  
Belhaven @ Xavier

**Thursday, January 23**  
Spring Hill @ SUNO  
Xavier @ Loyola  
Dillard @ Talladega  
Tougaloo @ Belhaven

**Saturday, January 25**  
Talladega @ Tougaloo  
Mobile @ Xavier  
Spring Hill @ William Carey  
Loyola @ SUNO  
Belhaven @ Dillard

**Monday, January 27**  
SUNO @ Mobile  
Tougaloo @ William Carey  
Loyola @ Dillard  
Xavier @ Spring Hill

**Thursday, January 30**  
Mobile @ Loyola  
Dillard @ Spring Hill  
Xavier @ Tougaloo  
William Carey @ SUNO  
Talladega @ Belhaven

**Saturday, February 1**  
Dillard @ Xavier  
SUNO @ Tougaloo  
Spring Hill @ Mobile  
Loyola @ Talladega  
Belhaven @ William Carey

**Monday, February 3**  
Talladega @ William Carey  
Belhaven @ Mobile

**Thursday, February 6**  
Xavier @ SUNO  
Mobile @ Tougaloo

**Saturday, February 8**  
Dillard @ William Carey  
Mobile @ Talladega  
Loyola @ Xavier  
Spring Hill @ Tougaloo  
SUNO @ Belhaven

**Monday, February 10**  
Dillard @ Loyola  
SUNO @ Spring Hill  
Xavier @ Belhaven

**Thursday, February 13**  
Tougaloo @ SUNO  
Talladega @ Loyola  
Xavier @ Mobile  
William Carey @ Belhaven

**Saturday, February 15**  
Talladega @ SUNO  
Spring Hill @ Xavier  
William Carey @ Mobile  
Tougaloo @ Loyola  
Dillard @ Belhaven

**Monday, February 17**  
William Carey @ Spring Hill  
SUNO @ Dillard  
Tougaloo @ Xavier  
Belhaven @ Talladega

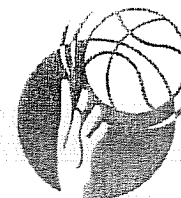
**Thursday, February 20**  
Dillard @ Tougaloo  
Loyola @ Mobile  
William Carey @ Talladega  
Spring Hill @ Belhaven

**Saturday, February 22**  
William Carey @ Tougaloo  
Talladega @ Xavier  
Spring Hill @ Dillard  
Mobile @ SUNO  
Belhaven @ Loyola

**Monday, February 24**  
Talladega @ Dillard  
Loyola @ Spring Hill  
Mobile @ Belhaven

**Thursday, February 27**  
Xavier @ William Carey  
Dillard @ Mobile  
Spring Hill @ Talladega  
SUNO @ Loyola  
Belhaven @ Tougaloo

**Saturday, March 1**  
Xavier @ Dillard  
Mobile @ Spring Hill  
Loyola @ William Carey  
Tougaloo @ Talladega  
Belhaven @ SUNO



**Tentative Tournament Dates:**  
**Women's, March 5 - 8**  
**Men's, March 12 - 15**

## Talladega College

627 W. Battle St.

Talladega, AL 35160

**Athletic Phone: 256-761-6232**

**Fax Number: 256-362-0274**



**Nickname: Tornadoes/Lady Tornadoes**

**Colors: Crimson & Blue**

**Enrollment: 575**

**President: Dr. Henry Ponder**

**Fieldhouse: Callanan (seats 1200)**

**Baseball Field: Silsby**

**Athletic Director (Acting)**

**Dean F. Tiffany Sanders**

Phone: 256-761-6231

Email: [ftsanders@talladega.edu](mailto:ftsanders@talladega.edu)

**Athletic Secretary**

**Peggy Threatt**

Phone: 256-761-6274

Email: [pthreatt@talladega.edu](mailto:pthreatt@talladega.edu)

**Coaching Staff:**

**Men's Basketball**

**Lionel Garrett**

Phone: 256-761-6240

Home: 770-294-4814

Email: [lgarrett@talladega.edu](mailto:lgarrett@talladega.edu)

**Women's Basketball**

**Arrington Mackey**

Phone: 256-761-6290

Home: 256-761-6404

Email: [amackey@talladega.edu](mailto:amackey@talladega.edu)

**Cross Country**

**(Men's & Women's)**

**Rodney Lipscomb**

Phone: 256-761-6238

Home: 256-835-1198

Email: [rlipscomb@talladega.edu](mailto:rlipscomb@talladega.edu)

## Talladega College

**Volleyball**

**Arrington Mackey**

Phone: 256-761-6290

Home: 256-761-6404

Email: [amackey@talladega.edu](mailto:amackey@talladega.edu)

**Baseball**

**Rodney Lipscomb**

Phone: 256-761-6238

Home: 256-835-1198

Email: [rlipscomb@talladega.edu](mailto:rlipscomb@talladega.edu)

**Sports Information/Publicity**

**TBA**

**Faculty Athletic Representative**

**Dr. Edward Hall**

Phone: 256-761-6342

Fax: 256-761-6209

Email: [ehall@talladega.edu](mailto:ehall@talladega.edu)

**Registrar**

**Florenta Dortch**

Phone: 256-761-6418



**Tougaloo College**  
 500 West County Line Rd  
 Tougaloo, MS 39174  
 Fax #: 601-978-1309

**Nickname:** Bulldogs, Lady Bulldogs  
**Colors:** Royal Blue and Scarlet Red  
**Enrollment:** 984

**President:** Mrs. Beverly Hogan

**Fieldhouse:** George A & Ruth B. Owens Health & Wellness Center (Seats 2500)

**Athletic Director**

**James H. Turner**

Phone: 601-977-7809

Home: 601-847-3446

Email: james.turner@tougaloo.edu

**Coaching Staff:**

**Men's Basketball**

**James H. Turner**

Phone: 601-977-7809

Home: 601-847-3446

**Assistant**

**Broderick Owens**

Phone: 601-978-1097

Home: 601-362-6253

**Women's Basketball**

**Vanetta E. Kelso**

Phone: 601-978-1098

Home: 601-981-1858

**Assistant**

**Charles Orr**

Phone: 601-978-1098

Home: 601-371-0115

**Cross Country**

**TBA**

Phone: 601-978-1096

**Golf**

**Cyril Fisher**

Phone: 601-978-1086

Home: 601-978-1086

**Tennis**

**Curtis Shaw**

Phone: 601-977-7720

Office: 601-977-7720

**Tougaloo College*****Sports Information/Publicity*****Vanetta E. Kelso**

Phone: 601-978-1098 or  
601-977-7809

Home: 601-981-1858

Fax: 601-978-1309

***Faculty Athletic Representative*****Dr. James Coleman**

Phone: 601-977-7887

Home: 601-981-9006

***Registrar*****Carolyn Evans**

Phone: 601-977-7765

## Tougaloo College Men's Basketball Statistics

Player	G	FGM/ATT	PCT	FTM/ATT	PCT	PTS/AVG	AST	TO	ST	PF
Bouldin	31	210-448	.47	36-41	.878	577-18.61	52	38	35	55
Crawford	10	005-12	.416	001-5	.2	11-1.1	10	9	1	7
Dukes	30	43-104	.41	15-30	.5	99-3.3	13	41	8	92
Holder	29	90-159	.566	38-66	.575	218-7.51	16	49	39	102
Joiner	25	36-102	.35	23-33	.696	95-3.8	10	24	13	64
Judgeware	15	24-56	.428	15-24	.625	63-4.2	15	24	7	44
Levy	17	64-140	.457	21-34	.617	160-9.41	13	21	19	63
Lowe	30	25-84	.3	43-74	.581	105-3.5	83	52	37	60
Rushing	31	221-502	.44	74-98	.755	592-19.09	39	65	34	44
Spencer	12	13-30	.43	8-22	.363	36-3.0	4	6	3	17
Taylor	19	20-43	.465	12-21	.571	61-3.21	11	12	14	12
Yates	27	27-55	.49	17-25	.68	67-2.48	9	10	10	27
Young	11	003-8	.375	1-3	.333	7-.63	5	3	0	4
<b>Totals</b>	<b>31</b>	<b>813-1864</b>	<b>.436</b>	<b>338-526</b>	<b>.642</b>	<b>2214-.714</b>	<b>326</b>	<b>446</b>	<b>248</b>	<b>674</b>

## Tougaloo College Women's Basketball Statistics

Player	G	FGM/ATT	PCT	FTM/ATT	PCT	PTS/AVG	AST	TO	ST	PF
Collier	31	113/266	.428	82/134	.611	315/10.16	21	64	13	75
Harrison	32	72/191	.376	34/50	.68	178/5.56	7	16	11	85
Johnson	32	86/279	.308	73/105	.695	242/7.56	39	82	40	80
Newson	25	34/83	.409	40/58	.689	108/4.32	4	26	4	41
Randall	32	80/262	.305	008/20	.4	193/6.03	55	98	52	42
Smith	31	115/274	.419	52/74	.702	286/9.22	5	52	20	63
Taylor	19	90/240	.375	67/89	.752	265/13.94	92	89	39	43
Terry	31	19/71	.267	36/41	.878	90/2.9	27	61	13	36
Thompson	20	18/61	.295	23/44	.522	59/2.95	41	63	19	32
<b>Totals</b>	<b>33</b>	<b>683/1890</b>	<b>.361</b>	<b>449/688</b>	<b>.652</b>	<b>1889/57.2</b>	<b>329</b>	<b>708</b>	<b>241</b>	<b>571</b>



**William Carey College**  
 498 Tuscan Avenue  
 Hattiesburg, MS 39401-9913  
 Hattiesburg Fax #: 601-318-6200  
 Gulfport Fax #: 228-897-7131

**Nickname:** Crusaders, Lady Saders  
**Colors:** Red, White, Black  
**Enrollment:** 2350  
**President:** Dr. Larry Kennedy.

**Gulfport**

1856 Beach Drive  
 Gulfport, MS 39507

**New Orleans**

3939 Gentilly Blvd.  
 New Orleans, LA 70126

**Athletic Director**

**Steve Knight**

Phone: 601-318-6415  
 Home: 601-268-7039  
 Fax: 601-318-6200  
 Email: sknight@wmcarey.edu

**Assistant Athletic Director**

**Doug Stovall**

Phone: 228-897-7144  
 Home: 228-896-6978  
 Fax: 228-897-7138  
 Email: wccsoccer@msn.com

**Coaching Staff:**

**Men's Basketball**

**Steve Knight**

Phone: 601-318-6415  
 Home: 601-268-7039  
 Email: sknight@wmcarey.edu

**Assistant**

**Tracy English**

Phone: 601-318-6111  
 Home: 601-261-2441  
 Fax: 601-318-6200  
 Email: tenglish@wmcarey.edu

## William Carey College

<b>Assistant</b>	<b>LaRon Brumfield</b> Phone: 601-318-6771 Home: 601-261-6916 Fax: 601-318-6200 Email: laron.brumfield@wmcarey.edu
<b>Women's Basketball</b>	<b>Tracy English</b> Phone: 601-318-6111 Home: 601-261-2441 Email: tenglish@wmcarey.edu
<b>Student Assistant</b>	<b>Frank McCormick</b>
<b>Baseball</b>	<b>D.J. Pulley</b> <b>Bobby Halford</b> Phone: 601-318-6110 Home: 601-264-1550 Fax: 601-318-6200 Email: bobby.halford@wmcarey.edu
<b>Soffball</b>	<b>Joe Garvin</b> Phone: 601-318-6431 Home: 601-264-8536 Email: jgarvin@wmcarey.edu
<b>Men's Soccer</b>	<b>Doug Stovall</b> Phone: 228-897-7144 Home: 228-896-6978 Fax: 228-897-7138 Email: wccsoccer@msn.com
<b>Assistant Graduate Asst. Women's Soccer</b>	<b>Oleg Chichkanov</b> <b>Oleg Baleev</b> <b>Doug Stovall</b> Phone: 228-897-7144 Home: 228-896-6978 Email: wccsoccer@msn.com
<b>Assistant</b>	<b>Oleg Chichkanov</b> <b>Sini Pietila</b>



## William Carey College

**Men's Golf**

**Tracy English**

Phone: 601-318-6111

Home: 601-261-2441

Email: tenglish@wmcarey.edu

**Student Asst.**

**Frank McCormick**

**Sports Information/Publicity**

**Laron Brumfield**

Phone: 601-318-6771

Home: 601-261-6916

Email: laron.brumfield@wmcarey.edu

**Faculty Athletic Representative**

**Dr. E. Milton Wheeler**

Phone: 601-318-6165

Home: 601-268-3126

Fax: 601-318-6454

**Registrar**

**Cathy VanDevender**

Phone: 601-318-6195

Home: 228-896-1797

Fax: 601-318-6196

Email: cvandevender@wmcarey.edu

## William Carey College Men's Basketball Statistics

Player	G	FGM/ATT	PCT	FTM/ATT	PCT	PTS/AVG	REB/AVG	AST	TO	ST	PF
McBride	30	196/485	.404	71/111	.640	559/18.6	127/4.2	95	100	69	46
Cox	17	68/184	.370	25/43	.581	181/10.6	119/7.0	26	51	37	50
Barnes	29	102/236	.432	41/81	.506	258/8.9	109/3.8	27	51	25	52
Payton	30	91/219	.416	25/45	.556	251/8.4	61/2.0	66	71	33	59
Brown	29	71/176	.403	37/49	.755	211/7.3	97/3.3	32	52	19	52
Moody	28	64/122	.525	44/71	.620	172/6.1	76/2.7	10	23	9	63
Hathorn	20	50/119	.420	15/41	.366	115/5.8	69/3.5	7	15	8	49
Rhodes	30	55/132	.417	12/51	.235	122/4.1	111/3.7	41	57	48	72
Lockhart	26	41/88	.466	23/45	.511	105/4.0	72/2.8	8	23	10	65
Patterson	28	13/43	.302	16/21	.762	47/1.7	19/0.7	10	20	7	21
Totals	30	751/1804	.416	309/558	.554	2021/67.4	1014/33.8	322	474	265	529

## William Carey College Women's Basketball Statistics

Player	G	FGM/ATT	PCT	FTM/ATT	PCT	PTS/AVG	REB/AVG	AST	TO	ST	PF
Norman	25	109/221	.493	134/214	.626	352/14.1	126/5.0	6	53	20	60
Cooley	29	113/269	.420	38/63	.603	288/9.9	132/4.6	89	79	62	46
Pucheu	29	99/250	.396	71/92	.772	279/9.6	91/3.1	107	106	56	35
McGehee	29	94/214	.439	44/57	.772	264/9.1	156/5.4	39	37	29	90
DeSilvey	29	95/249	.382	37/52	.712	250/8.6	108/3.7	31	80	38	72
Cherry	26	64/141	.454	42/63	.667	170/6.5	143/5.5	19	45	17	65
Hollingsworth	28	37/114	.325	35/56	.625	112/4.0	96/3.4	7	31	10	44
Marshall	29	22/77	.286	14/16	.875	62/2.1	45/1.6	13	37	12	25
Knight	14	4/18	.222	18/20	.900	26/1.9	19/1.4	3	14	1	7
Pittman	27	11/42	.262	23/36	.639	46/1.7	39/1.4	15	25	18	30
Underwood	16	6/17	.353	7/17	.412	19/1.2	10/0.6	3	14	3	17
Bethany	19	5/20	.250	9/15	.600	19/1.0	20/1.1	3	12	2	17
Totals	29	659/1632	.404	472/701	.673	1887/65.1	1119/38.6	335	554	268	508

# Xavier University of Louisiana

Address: 1 Drexel Drive

New Orleans, LA 70125

Fax #: 504-485-7934

Nickname: Gold Rush, Gold Nuggets

Colors: White and Gold

Enrollment: 3800

President: Dr. Norman C. Francis

Fieldhouse: The Barn (Seats 1200)



## **Athletic Director**

**Steve Kalbaugh**

Phone: 504-483-7330

Home: 504-887-0534

Email: skalbaug@xula.edu

## **Athletic Administrative Assistant**

**Alma Henderson**

Phone: 504-483-7329

Email: ahenders@xula.edu

## **Coaching Staff:**

### **Men's Basketball**

**Dannfon Jackson**

Phone: 504-483-5448

Home: 504-482-8483

Email: djackson@xula.edu

**Assistant**

**Kim Lewis**

Phone: 504-483-5448

### **Women's Basketball**

**Robert Browder**

Phone: 504-483-7333

Home: 504-486-3898

Email: dbrowder@xula.edu

**Assistant**

**Darrilyn Broussard**

Phone: 504-483-7513

Home: 504-361-1444

Email: dbrouss1@xula.edu

## Xavier University

**Cross Country  
(Men's and Women's)**

**Steve Kalbaugh**

Phone: 504-483-7330

Home: 504-887-0534

Email: skalbaug@xula.edu

**Tennis (Men's and Women's)**

**Charles Mosley**

Phone: 504-485-5007

**Sports Information/Publicity**

**Corwin Murray**

Phone: 504-485-5189

Fax: 504-485-7933

Home: 985-876-1163

Email: cmurray@xula.edu

**Intramural Director**

**Sterling Steward**

Phone: 504-483-7334

Home: 504-812-9275

Email: ssteward@xula.edu

**Faculty Athletic Representative**

**Sr. Grace Mary Flickinger**

Phone: 504-483-7526

Home: 504-482-0917

Fax: 504-485-7918

Email: gflickin@xula.edu

**Registrar**

**Jo Ann Taylor**

Phone: 504-485-7599

Home: 504-482-2239

Email: jtaylor@xula.edu

## Xavier University Men's Basketball Statistics

Player	G	FGM/ATT	PCT	FTM/ATT	PCT	PTS/AVG	REB/AVG	AST	TO	ST	PF
Turner	15	34/88	38.6	17/21	81.0	102/6.8	27/1.8	39	7	13	30
Varnado	28	68/160	42.5	42/57	73.7	202/7.2	56/2.0	72	92	40	50
Denning	20	10/35	28.6	17/25	68.0	12/0.6	18/0.9	7	7	5	15
Egans	21	111/258	43.0	37/63	58.7	279/13.3	52/2.5	40	58	22	44
Taylor	28	124/234	53.0	153/203	75.4	410/14.6	181/6.5	22	71	27	64
Dixon	26	45/99	45.5	14/16	87.5	117/4.5	41/1.6	14	18	8	28
Harper	16	4/22	18.2	6/11	54.5	15/0.9	12/0.8	2	4	2	12
Green	28	104/168	61.9	54/78	69.2	262/9.4	120/4.3	14	54	20	74
Williams	28	106/174	60.9	38/53	71.7	258/9.2	202/7.2	45	54	39	87
Ewing	9	14/34	41.2	11/17	64.7	39/4.3	27/3.0	0	9	3	11
Sekour	23	31/73	42.5	11/14	78.6	82/3.6	41/1.8	11	24	9	34
Mickie	17	49/85	00.0	19/30	63.3	58/3.4	64/3.8	9	26	1	28
<b>Totals</b>	<b>28</b>	<b>705/1443</b>	<b>48.9</b>	<b>426/600</b>	<b>71.0</b>	<b>1932/69.0</b>	<b>889/34.8</b>	<b>275</b>	<b>424</b>	<b>189</b>	<b>479</b>

## Xavier University Women's Basketball Statistics

Player	G	FGM/ATT	PCT	FTM/ATT	PCT	PTS/AVG	REB/AVG	AST	TO	ST	PF
Jones	32	80/238	33.6	95/141	67.4	279/8.7	82/2.6	94	67	93	81
Brown	7	6/34	17.6	1/3	33.3	14/2.0	13/1.9	5	5	7	8
Rock	23	7/21	33.3	7/12	58.3	21/0.9	23/1.0	2	5	0	10
Sylvester	32	65/158	41.1	46/53	86.8	189/5.9	139/4.3	53	56	45	58
Graham	31	127/267	47.6	42/60	70.0	298/9.6	85/2.7	74	54	87	62
C. Williams	0										
Washington	30	31/92	33.7	14/30	46.7	81/2.7	49/1.6	25	21	26	19
Hamilton	31	31/80	38.8	6/13	46.2	68/2.2	82/2.6	21	38	15	48
Lewis	32	74/216	34.3	61/84	72.6	230/7.2	117/3.7	10	39	24	50
Lucker	32	105/200	52.5	43/69	62.3	256/8.0	147/4.6	22	57	33	63
Muwwakkil	29	45/106	42.5	17/29	58.6	107/3.7	70/2.4	9	19	12	34
Black	31	52/133	39.1	23/47	48.9	127/4.1	86/2.8	14	36	17	42
A. Williams	32	112/222	50.5	67/87	77.0	307/9.6	135/4.2	20	35	25	53
Alexander	29	19/57	33.3	12/16	75.0	50/1.7	40/1.4	1	20	6	27
Miller	22	10/45	22.2	16/36	44.4	36/1.6	30/1.4	8	18	7	32
Peters	19	49/147	33.3	16/18	88.9	132/6.9	50/2.6	7	28	11	54
<b>Totals</b>	<b>32</b>	<b>813/2049</b>	<b>39.7</b>	<b>467/705</b>	<b>66.2</b>	<b>2169/67.8</b>	<b>1208/37.8</b>	<b>370</b>	<b>534</b>	<b>425</b>	<b>667</b>

## 2001-2002 Men's Basketball Team Statistics GCAC Standings

### FINAL REGULAR SEASON STANDINGS Men's Basketball

Team	Conference Games			Overall Record		
	W	L	PCT	W	L	PCT
SUNO	13	3	0.813	23	5	0.821
Spring Hill	13	3	0.813	24	5	0.828
Dillard	12	4	0.750	25	7	0.781
Tougaloo	8	8	0.500	12	18	0.400
Xavier	8	8	0.500	16	13	0.552
Mobile	8	8	0.500	18	14	0.563
Talladega	5	11	0.313	12	16	0.429
Loyola	3	13	0.188	8	24	0.250
William Carey	2	14	0.125	9	22	0.290

#### TEAM SCORING OFFENSE

SCHOOL	W-L	G	POINTS	AVG
Talladega	12-14	26	2335	89.8
SUNO	20-5	25	2050	82.0
Dillard	23-6	28	2220	79.3
Mobile	17-12	29	2171	74.9
Tougaloo	10-17	27	1922	71.2
Xavier	16-10	23	1611	70.0
Spring Hill	21-5	25	1744	69.8
William Carey	8-20	26	1744	67.1
Loyola	8-21	29	1828	63.0

#### TEAM SCORING DEFENSE

SCHOOL	W-L	G	POINTS	AVG
Spring Hill	21-5	25	1309	52.4
Dillard	23-6	28	1849	66.0
Xavier	16-10	23	1540	67.0
SUNO	20-5	25	1724	69.0
Mobile	17-12	29	2084	71.9
Loyola	8-21	29	2097	72.3
William Carey	8-20	26	1995	76.7
Tougaloo	10-17	27	2083	77.1
Talladega	12-14	26	2351	90.4



**TEAM SCORING MARGIN**

SCHOOL	W-L	G	OWN POINTS	OPP POINTS	+/-
Spring Hill	21-5	25	1744	1309	17.40
Dillard	23-6	28	2220	1849	13.25
SUNO	20-5	25	2050	1724	13.04
Xavier	16-10	23	1611	1540	3.09
Mobile	17-12	29	2171	2084	3.00
Talladega	12-14	26	2335	2351	-0.62
Tougaloo	10-17	27	1922	2083	-5.96
Loyola	8-21	29	1828	2097	-9.28
William Carey	8-20	26	1744	1995	-9.65

**TEAM REBOUNDING MARGIN**

SCHOOL	G	OWN REB.	OPP REB.	+/-
Dillard	28	1225	872	12.61
Mobile	29	1020	852	5.79
Spring Hill	25	805	702	4.12
Xavier	23	785	726	2.57
SUNO	25	759	712	1.88
Talladega	26	897	865	1.23
Tougaloo	27	715	875	-5.93
William Carey	26	870	1065	-7.50
Loyola	29	787	1039	-8.69

**TEAM FIELD GOAL PERCENTAGE**


SCHOOL	G	FGM	FGA	PCT.
Dillard	28	830	1584	.524
SUNO	25	767	1473	.521
Xavier	23	568	1159	.490
Spring Hill	25	601	1243	.484
Talladega	26	766	1601	.478
Mobile	29	741	1608	.461
Tougaloo	27	702	1601	.438
William Carey	26	658	1568	.420
Loyola	29	624	1568	.398

**TEAM 3-POINT FIELD GOAL PERCENTAGE**

SCHOOL	G	3PT FGM	3PT FGA	PCT.
Dillard	28	121	289	.419
Tougaloo	27	218	548	.398
Talladega	26	166	432	.384
Mobile	29	164	436	.376
Spring Hill	25	137	389	.352
SUNO	25	97	283	.343
Loyola	29	231	680	.340
William Carey	26	181	546	.332
Xavier	23	87	279	.312

**TEAM FREE THROW PERCENTAGE**

SCHOOL	G	FTM	FTA	PCT.
Spring Hill	25	405	546	.742
Talladega	26	485	661	.734
Loyola	29	349	476	.733
Xavier	23	309	431	.717
SUNO	25	421	624	.675
Mobile	29	525	793	.662
Tougaloo	27	300	461	.651
Dillard	28	439	723	.607
William Carey	26	247	448	.551



## 2001-2002 Men's Basketball Individual Statistics GCAC Standings

### INDIVIDUAL SCORING LEADERS (Min. 50% of Team Games Played)

Name	School	Ht.	Year	G	3-Pt FG	Total FG	FT	Points
Lance Lonke	Dillard	6-7	SR	24	0	204	126	544
Toshay Harvey	SUNO	6-3	JR	25	40	206	110	562
Dion Simpson	Talladega	6-3	JR	25	47	193	115	548
Jamal Bouldin	Tougaloo	6-0	FR	27	110	192	36	530
Roy Binion	Talladega	6-8	SR	25	17	160	140	477
Jermaine Rushing	Tougaloo	6-2	SR	27	64	187	68	506
C. J. McBride	Wm. Carey	5-10	SR	26	83	172	52	479
Tramaine Perry	Mobile	6-6	SO	29	30	177	126	510
Antoine Knighton	Talladega	6-3	JR	25	81	132	81	426
Ike Ram	Dillard	6-6	SR	24	0	166	75	407
Edwin Colbert	SUNO	6-4	SR	24	56	121	78	376
Chad Barnes	Loyola	6-4	FR	29	22	153	100	428
Angelo Taylor	Xavier	6-5	JR	21	6	96	102	300
David Egans	Xavier	6-5	SR	17	17	91	30	229
Larry Burgess	Mobile	6-1	FR	22	44	98	54	294
Tony Younger	Spring Hill	6-6	SR	25	18	107	93	325
Alfredo Ott	Dillard	6-2	FR	28	61	126	47	360
Richard Millsap	Spring Hill	6-6	SR	25	31	98	65	292
Olufemi Abrodum	SUNO	6-8	SO	25	6	115	42	278
Gabriel Feagin	Mobile	6-2	FR	29	23	92	87	294
Robert Moman	Mobile	6-5	SR	29	6	90	104	290





**INDIVIDUAL REBOUNDING LEADERS**

<b>Name</b>	<b>School</b>	<b>Ht.</b>	<b>Yr.</b>	<b>G</b>	<b>Rebounds</b>	<b>Avg.</b>
Lance Lonke	Dillard	6-7	SR	24	379	15.8
Roy Binion	Talladega	6-8	SR	25	235	9.4
Mike Ram	Dillard	6-6	SR	24	216	9.0
Angelo Taylor	Xavier	6-5	JR	21	144	6.9
Chris Bart-Williams	Xavier	6-9	SR	21	140	6.7
Tramaine Perry	Mobile	6-6	SO	29	179	6.2
Chad Barnes	Loyola	6-4	FR	29	167	5.8
Robert Moman	Mobile	6-5	SR	29	167	5.8
Gimel Lewis	Mobile	6-10	FR	29	152	5.2
Richard Millsap	Spring Hill	6-6	SR	25	127	5.1
Dion Simpson	Talladega	6-3	JR	25	126	5.0
Shawn McKee	Spring Hill	6-5	JR	25	126	5.0
Allen Brown	Dillard	6-6	JR	28	141	5.0

**INDIVIDUAL FIELD GOAL PERCENTAGE LEADERS (Min. 5 FG Made Per Game)**

<b>Name</b>	<b>School</b>	<b>Ht.</b>	<b>Yr.</b>	<b>G</b>	<b>FGM</b>	<b>FGA</b>	<b>Pct.</b>
Lance Lonke	Dillard	6-7	SR	24	209	348	.601
Mike Ram	Dillard	6-6	SR	24	166	284	.585
Tramaine Perry	Mobile	6-6	SO	29	177	354	.500
Joshay Harvey	SUNO	6-3	JR	25	206	414	.498
Edwin Colbert	SUNO	6-4	SR	24	121	244	.496
Dion Simpson	Talladega	6-3	JR	25	193	402	.480
Antoine Knighton	Talladega	6-3	JR	25	154	324	.475
Samal Bouldin	Tougaloo	6-0	FR	27	192	405	.474
Chad Barnes	Loyola	6-4	FR	29	153	329	.465
Termaine Rushing	Tougaloo	6-2	SR	27	187	424	.441
C.J. McBride	William Carey	5-10	SR	26	172	405	.425
Roy Binion	Talladega	6-8	SR	25	160	379	.422
David Egans	Xavier	6-5	SR	17	91	217	.419

**INDIVIDUAL THREE POINT FIELD GOAL PERCENTAGE (Min. 1.0 made Per Game)**


Name	School	Ht.	Yr.	G	3-Pt FGM	3-Pt FGA	Pct.
Alfredo Ott	Dillard	6-2	FR	28	61	129	.473
Antoine Knighton	Talladega	6-3	JR	25	81	175	.463
Matt Truax	Loyola	6-3	FR	27	39	91	.429
Jamal Bouldin	Tougaloo	6-0	FR	27	110	260	.423
Eric Olen	Spring Hill	6-4	JR	19	27	66	.409
Richard Millsap	Spring Hill	6-6	SR	25	31	76	.408
Pierre Du Ventre	Spring Hill	6-2	SO	22	36	89	.404
Edwin Colbert	SUNO	6-4	SR	24	36	90	.400
Tramaine Perry	Mobile	6-6	SO	29	30	75	.400
Jermaine Rushing	Tougaloo	6-2	SR	27	64	164	.390
Larry Burgess	Mobile	6-1	FR	22	44	118	.373
Adriane Payton	William Carey	6-1	FR	26	37	102	.363
C.J. McBride	William Carey	5-10	SR	26	83	231	.359
Dawson McCall	Loyola	6-2	SO	29	35	98	.357
Seluyynn Palmer	Mobile	6-2	SO	29	38	107	.355
Toshay Harvey	SUNO	6-3	JR	25	40	121	.331
David Egans	Xavier	6-5	SR	17	17	60	.283

**INDIVIDUAL FREE THROW PERCENTAGE (Min. 2.5 FTM Per Game)**

Name	School	Ht.	Yr.	G	FTM	FTA	Pct.
Tony Younger	Spring Hill	6-6	SR	25	93	108	.861
Antoine Knighton	Talladega	6-3	JR	25	81	95	.853
Dion Simpson	Talladega	6-3	JR	25	115	151	.762
Richard Millsap	Spring Hill	6-6	SR	25	65	86	.756
Tramaine Perry	Mobile	6-6	SO	29	126	167	.754
Chad Barnes	Loyola	6-4	FR	29	100	135	.741
Jermaine Rushing	Tougaloo	6-2	SR	27	68	92	.739
Toshay Harvey	SUNO	6-3	JR	25	110	149	.738
Robert Moman	Mobile	6-5	SR	29	104	141	.738
Angelo Taylor	Xavier	6-5	JR	21	102	141	.723
Ike Ram	Dillard	6-6	SR	24	75	106	.708
Gabriel Feagin	Mobile	6-2	FR	29	87	130	.669
Shawn McKee	Spring Hill	6-5	JR	25	71	110	.645
Lance Lonke	Dillard	6-7	SR	24	126	255	.494

**INDIVIDUAL ASSIST LEADERS**

<b>Name</b>	<b>School</b>	<b>Ht.</b>	<b>Yr.</b>	<b>G</b>	<b>Assists</b>	<b>Avg.</b>
Edwin Colbert	SUNO	6-4	SR	24	123	5.1
Evan Cleaver	Dillard	6-0	SO	27	129	4.8
Brian Bowers	Loyola	5-9	SR	29	105	3.6
Tony Younger	Spring Hill	6-6	SR	25	83	3.3
Orin Mohan	Dillard	6-0	SO	22	70	3.2
Gabriel Feagin	Mobile	6-2	FR	29	87	3.0



# GCAC Men's Basketball Season Records



Team Scoring, Seas. Avg., Off. ....	Wm. Carey, 1989-90, 94.7
Team Scoring, Seas. Avg., Def. ....	Spring Hill, 2001-02, 52.1
Team Scoring, Seas. Avg., Margin .....	Xavier, 2000-01, 19.00
Team FGM, Seas. ....	Sp. Hill, 1987-88, 1244
Team FG Pct., Seas. ....	Sp. Hill, 1987-88, .56 (1244/2221)
Team FTM, Seas. ....	Wm. Carey, 1988-89, 709
Team FT Pct., Seas. ....	W.C., 1982-83 .757 (433/572)
Team Reb., Seas. Avg., Off. ....	Wm. Carey, 1989-90, 48.9
Team Reb., Seas. Avg. Def. ....	Dillard, 1986-87, 41.5
.....	Wm. Carey, 1994-96, 41.5
Team Reb. Seas. Avg., Margin .....	Dillard, 2001-02, +12.61
Team Three Point FG, Total Seas. ....	Wm. Carey, 1994-95, 315
Team Three Point FG, Seas. Pct. ....	SUNO, 1987-88, .435 (85-195)
Most Wins, Team, Seas. ....	Mobile, 1993-94, 32
Team Three Point FG, Seas. Pct. ....	SUNO, 1987-88, .435 (85-195)
Most Wins, Team, Seas. ....	Mobile, 1993-94, 32
Individual Scoring, Seas., Total Pts .....	Gray, Wm. Carey, 1985-86, 773
Individual Scoring, Seas., Game Avg. ....	Jones, Dillard, 1988-89, 26.0
FG Shooting, Total Made, Seas. ....	Jones, Dillard, 1988-89, 297
FG Shooting, Seas., Pct. ....	Gullet, Xavier, 1981-82, 67 (118/174)
FT Shooting, Total Made, Seas. ....	Woody, Wm. Carey, 1984-85, 189
.....	Gray, Wm. Carey, 1985-86., 189
FT Shooting, Seas. Pct. ....	Ford, W. C., 1997-1998, .889 (144-162)
Individual Reb., Seas., Total .....	Lance Lonke, Dillard, 2001-02, 427
Individual Reb., Seas., Game Avg. ....	Lance Lonke, Dillard, 2001-02, 15.8
Assists. Total, Seas. ....	Nelson, Spring Hill, 1987-88, 279
Assists, Seas., Game Avg. ....	Nelson, Spring Hill, 1987-88. 6.9
Three Point FG, Seas., Total .....	Dexter Pugh, WC, 1996-97, 125
Three Point FG, Seas. Pct. ....	Clemons, Mobile, 1993-4, .537 (22-41)
Team Record, Best Pct. ....	Mobile, 1993-94, .941 (32-2)



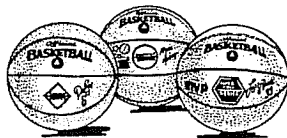
## GCAC Men's Basketball Game Records

### Individual

Most Points Scored .....	42 Steve Magee, LC vs Belhaven, 1/6/1997
Most FGA .....	31 Juan Mercier, Xavier vs Belhaven, 2/14/1987
Most FGM .....	17 Eugene Johnson, Wm. Carey, 2/12/1982
Most FTA .....	21 Juan Mericer, Xavier vs La Col., 1/19/1987
Most FTM .....	17 Tony Woody, Wm. Carey vs Dillard, 1/14/1985
Most 3 pt. FGA .....	17 Barry Johnson, Dillard vs Tougaloo, 1/21/1989
Most 3 pt. FGM .....	10 Francisco Hardy, Wm. Carey vs Toug., 1/24/1991
Most Rebounds .....	22 Zac Cooper, Wm. Carey vs Sp. Hill, 2/12/1983
Most Assists .....	19 Derrick Collins, Xavier vs Sp. Hill, 2/3/1986
Most Steals .....	8 Leslie McClinton, Wm Carey vs Sp. Hill, 1/29/1990
.....	8 Dennis Powell, UM vs Xavier, 1/21/1993
Most Blocked Shots .....	9 John Laird, W.C. vs Tougaloo 2/2/1999

### Team Single Game

Most Points Scored .....	132 Wm. Carey vs SUNO, Feb 23, 1989
.....	132 Belhaven vs SUNO, Feb 16, 1991
Fewest Points Scored .....	31 Tougaloo vs Mobile, Jan 21, 1993
Most FGA .....	94 Wm. Carey vs Spring Hill, Feb 27, 1984
Most FGM .....	49 Wm. Carey vs Xavier, Feb 17, 1990
Most FTA .....	56 Spring Hill vs Dillard, March 7, 1997
Most FTM .....	41 Spring Hill vs Dillard, March 7, 1997
Most 3 Pt. FGA .....	36 Wm. Carey vs Tougaloo, Feb 6, 1995
Most 3 PT. FGM .....	16 LC vs Belhaven, Jan 6, 1997
Most Rebounds .....	69 Wm. Carey vs Xavier, Feb 17, 1990
Most Assists .....	38 Wm. Carey vs SUNO, Feb 23, 1989
Most Pts., Losing Game .....	123 SUNO vs Belhaven, Feb 16, 1991
Fewest Pts. Winning Gm .....	51 Dillard vs Belhaven, Jan 26, 1984
Most Pts, Both Teams .....	255 Belhaven vs SUNO, Feb 16, 1991
Fewest Pts, Both Teams .....	97 Belhaven vs Xavier, Jan 21, 1982
Highest Field Goal % .....	73.6 Dillard vs Wm. Carey, Feb 15, 2001
Lowest Field Goal % .....	29.5 Xavier vs Wm. Carey, Feb 10, 1996
Highest FG % Both Teams .....	64.0 Wm. Carey vs Tougaloo, Mar 3, 1995
Lowest FG % Both Teams .....	33.3 Wm. Carey vs Mobile, Jan 18, 1994



## 2001-2002 GCAC Men's Basketball All-Conference Team

<u>Name</u>	<u>School</u>
Chad Barnes	Loyola
Roy Binion	Talladega
Jamal Bouldin	Tougaloo
Edwin Colbert	Suno
Toshay Harvey	SUNO
Antoine Knighton	Talladega
Lance Lonke	Dillard
C. J. McBride	William Carey
Richard Millsap	Spring Hill
Robert Moman	Mobile
Tremaine Perry	Mobile
Ike Ram	Dillard
Jermaine Rushing	Tougaloo
Dion Simpson	Talladega
Angelo Taylor	Xavier
Tony Younger	Spring Hill

***Player of the Year: Lance Lonke – Dillard***

***Newcomer of the Year: Toshay Harvey – SUNO***

***Freshman of the Year: Jamal Bouldin – Tougaloo***

***Coach of the Year: Earl Hill – SUNO***



## 2001-2002 GCAC Women's Basketball All-Conference Team

<u>Name</u>	<u>School</u>
LaToya Baker	Spring Hill
Jessica Brown	Dillard
Desiree' Christen	Mobile
Alisheian Graham	Xavier
Autumn Johnson	SUNO
Bridget Lazrd	SUNO
Edmarie Lumbsley	Mobile
Alberta Norman	William Carey
Melissa St. Mary	Loyola
Shanelle Stallworth	Mobile
Theresa Samuels	Dillard
Aretha Taylor	Tougaloo
Jacqueline Tucker	Xavier
Carlee White	Loyola
Donika Williams	Talladega

***Player of the Year:* Edmarie Lumbsley – Mobile**

***Newcomer of the Year:* Shanelle Stallworth – Mobile**

***Co-Freshmen of the Year:* Erin Houy – Spring Hill  
Allison Williams – Xavier**

***Coach of the Year:* Martha Gore-Algernon – Mobile**

## 2001-2002 Women's Basketball Team Statistics GCAC Standings

### FINAL REGULAR SEASON STANDINGS Women's Basketball

Team	Conference Games			Overall Record		
	W	L	PCT	W	L	PCT
Mobile	15	1	0.938	26	5	0.839
Dillard	13	3	0.813	22	5	0.815
Xavier	11	5	0.688	23	8	0.742
SUNO	9	7	0.563	18	10	0.643
William Carey	7	9	.0438	12	15	0.444
Spring Hill	6	10	0.375	11	18	0.379
Talladega	5	11	0.313	15	15	0.500
Tougaloo	3	13	0.188	8	23	0.258
Loyola	3	13	0.188	6	24	0.200

#### TEAM SCORING OFFENSE

SCHOOL	W-L	G	POINTS	AVG
Mobile	23-5	28	2120	75.7
SUNO	16-9	25	1728	69.1
Xavier	20-7	25	1694	67.8
William Carey	11-14	25	1638	65.5
Dillard	20-4	24	1559	65.0
Spring Hill	10-16	26	1582	60.8
Loyola	5-21	26	1505	57.9
Tougaloo	8-20	28	1614	57.6

#### TEAM SCORING DEFENSE

SCHOOL	W-L	G	POINTS	AVG
Xavier	20-7	25	1328	53.1
Dillard	20-4	24	1337	55.7
Mobile	23-5	28	1685	60.2
SUNO	16-9	25	1549	62.0
Spring Hill	10-16	26	1632	62.8
William Carey	11-14	25	1620	64.8
Tougaloo	8-20	28	1951	69.7
Loyola	5-21	26	1882	72.4





**TEAM SCORING MARGIN**

SCHOOL	W-L	G	OWN		+/-
			POINTS	OPP	
Mobile	23-5	28	2120	1685	15.54
Xavier	20-7	25	1694	1328	14.64
Dillard	20-4	24	1559	1337	9.25
SUNO	16-9	25	1728	1549	7.16
William Carey	11-14	25	1638	1620	0.72
Spring Hill	10-16	26	1582	1632	-1.92
Tougaloo	8-20	28	1614	1951	-12.04
Loyola	5-21	26	1505	1882	-14.50

**TEAM REBOUNDING MARGIN**

SCHOOL	G	OWN		+/-
		REB.	OPP	
Mobile	28	1231	943	10.29
Dillard	24	917	770	6.13
Xavier	25	969	900	2.76
William Carey	25	962	908	2.16
Spring Hill	26	939	919	0.77
SUNO	25	890	899	-0.36
Tougaloo	28	958	1023	-2.32
Loyola	26	780	1041	-10.04

**TEAM FIELD GOAL PERCENTAGE**


SCHOOL	G	FGM	FGA	PCT.
Mobile	28	782	1666	.469
SUNO	25	667	1496	.446
Dillard	24	577	1380	.418
William Carey	25	574	1393	.412
Spring Hill	26	576	1405	.410
Xavier	25	636	1625	.391
Loyola	26	521	1350	.386
Tougaloo	28	582	1597	.364

**TEAM 3-POINT FIELD GOAL PERCENTAGE**

SCHOOL	G	3PT		PCT.
		FGM	FGA	
Mobile	28	97	280	.346
SUNO	25	69	203	.340
William Carey	25	81	256	.316
Spring Hill	26	98	315	.311
Loyola	26	107	363	.295
Tougaloo	28	67	255	.263
Dillard	24	34	142	.239
Xavier	25	60	259	.232

**TEAM FREE THROW PERCENTAGE**

SCHOOL	G	FTM	FTA	PCT.
Mobile	28	459	640	.717
Spring Hill	26	332	484	.686
William Carey	25	409	609	.672
Xavier	25	335	507	.661
Loyola	26	356	543	.656
Tougaloo	28	382	586	.652
Dillard	24	371	597	.621
SUNO	25	338	544	.621



## 2001-2002 Women's Basketball Individual Statistics GCAC Standings

### INDIVIDUAL SCORING LEADERS (Min. 50% of Team Games Played)

Name	School	Ht.	Year	G	3-Pt FG	Total FG	FT	Points
Edmarie Lumbsley	Mobile	5-6	SR	27	0	195	78	468
LaToya Baker	Spring Hill	5-11	JR	26	12	156	93	417
Bridgett Lazard	SUNO	5-7	JR	25	4	168	58	398
Autumn Johnson	SUNO	6-3	SR	25	0	134	84	352
Melissa St. Mary	Loyola	5-5	JR	26	63	119	62	363
Shanelle Stallworth	Mobile	6-2	JR	28	0	157	66	380
Alberta Norman	Wm. Carey	5-11	JR	23	0	97	113	307
Carlee White	Loyola	6-1	SO	26	0	127	89	343
Jessica Brown	Dillard	6-0	SR	24	0	110	60	280
Theresa Samuel	Dillard	5-7	SO	24	11	95	60	261
Kayla Cooley	Wm. Carey	5-9	SO	25	18	101	37	257
Jessica Pucheu	Wm. Carey	5-7	JR	25	9	88	65	250

### INDIVIDUAL REBOUNDING LEADERS

Name	School	Ht.	Yr.	G	Rebounds	Avg.
Autumn Johnson	SUNO	6-3	SR	25	260	10.4
Edmarie Lumbsley	Mobile	6-6	SR	27	248	9.2
Jessica Brown	Dillard	6-0	SR	24	169	7.0
LaToya Baker	Spring Hill	5-11	JR	26	181	7.0
Shanelle Stallworth	Mobile	6-2	JR	28	194	6.9
Maida Harris	Talladega	6-0	SO	8	54	6.8
Carlee White	Loyola	6-1	SO	26	166	6.4
Erin Houy	Spring Hill	5-8	FR	26	153	5.9
Scharbra Cherry	William Carey	6-0	JR	24	136	5.7
Kristin McGehee	William Carey	5-9	JR	25	128	5.1
Alberta Norman	William Carey	5-11	JR	23	117	5.1



**INDIVIDUAL FIELD GOAL PERCENTAGE LEADERS (Min. 5 FG Made Per Game)**

<b>Name</b>	<b>School</b>	<b>Ht.</b>	<b>Yr.</b>	<b>G</b>	<b>FGM</b>	<b>FGA</b>	<b>Pct.</b>
Edmarie Lumbsley	Mobile	6-6	SR	27	195	311	.627
Shanelle Stallworth	Mobile	6-2	JR	28	157	275	.571
Autumn Johnson	SUNO	6-3	JR	25	144	259	.556
Bridgett Lazard	SUNO	5-7	JR	25	167	343	.487
LaToya Baker	Spring Hill	5-11	JR	26	156	326	.479

**INDIVIDUAL THREE POINT FIELD GOAL PERCENTAGE (Min. 1.0 Made Per Game)**

<b>Name</b>	<b>School</b>	<b>Ht.</b>	<b>Yr.</b>	<b>G</b>	<b>3-Pt FGM</b>	<b>3-Pt FGA</b>	<b>Pct.</b>
Kristen McGehee	William Carey	5-9	JR	25	28	69	.406
Melissa St. Mary	Loyola	5-4	JR	26	63	201	.313

**INDIVIDUAL FREE THROW PERCENTAGE (Min. 2.5 FTM Per Game)**

<b>Name</b>	<b>School</b>	<b>Ht.</b>	<b>Yr.</b>	<b>G</b>	<b>FTM</b>	<b>FTA</b>	<b>Pct.</b>
LaToya Baker	Spring Hill	5-11	JR	26	93	119	.782
Edmarie Lumbsley	Mobile	6-6	SR	27	78	101	.772
Carlee White	Loyola	6-1	SO	26	89	122	.730
Autumn Johnson	SUNO	6-3	SR	25	84	124	.677
Portia Jones	Xavier	5-4	JR	23	62	92	.674

**INDIVIDUAL ASSIST LEADERS**

<b>Name</b>	<b>School</b>	<b>Ht.</b>	<b>Yr.</b>	<b>G</b>	<b>Assists</b>	<b>Avg.</b>
Joelle Bordelon	Loyola	5-2	FR	26	104	4.0
Desiree Christen	Mobile	5-7	SR	28	98	3.5
Jessica Barber	Mobile	5-5	FR	27	92	3.4
Portia Jones	Xavier	5-4	JR	23	77	3.3
Danielle Stemley	SUNO	5-5	FR	23	71	3.1



## GCAC Women's Basketball Season Records (through 1999-2002 season)

Team Scoring, Avg. Off. ....	SUNO, 1999-2000, 92.8
Team Scoring, Seas. Avg. Def. ....	Xavier, 2001-02, 53.1
Team Scoring, Seas. Avg. Margin ....	SUNO, 1999-2000, +25.12
Team FGM, Seas. ....	La. College, 1985-86, 1181
Team FG Pct., Seas. ....	Wm. Carey, 1986-87 .527 (895-1697)
Team FTM, Seas. ....	Mobile, 2001-2002, 580
Team FT Pct., Seas. ....	La. College, 1988-89, .762 (502/659)
Team Reb., Seas. Avg., Off. ....	Dillard, 1983-84, 45.4
Team Reb., Seas. Avg. Def. ....	Belhaven, 1982-83, 50.0
Team Reb., Seas. Avg. Margin ....	Dillard, 1983-84, +14.5
Team Three Point FG, Total Seas. ....	La. College, 1996-97, 144
Team Three Point FG, Seas. Pct. ....	Belhaven, 1988-89, .449
Most Wins, Team, Seas. ....	La. College, 1985-86, 31
Individual Scoring, Seas., Total Points ....	Jones, TA., Wm. Carey, 1992-93, 923
Individual Scoring, Seas., Game Avg. ....	McCullon, Wm. Carey, 1986-87, 32.1
FG Shooting, Total Made, Seas. ....	Jones, Ta. Wm. Carey, 1992-93, 373
FG Shooting, Seas. Pct. ....	Beasley, W.C., 1982-83, .642 (217/338)
FT Shooting, Total Made, Seas. ....	Joseph, La. College, 1985-86, 192
FT Shooting, Seas. Pct. ....	Ford, WC 1997-98, 889(144-162)
Individual Reb., Seas., Game Avg. ....	Franklin, Dillard, 1984-85, 17.2
Assists, Total, Seas. ....	Joseph, La. College, 1985-86, 283
Assists, Seas., Game Avg. ....	Young, Wm. Carey, 1986-87, 10.1
Three Point FG, Seas., Total ....	Johnson, La. College, 1987-88, 84
Three Point FG, Seas. Pct. ....	Barnes, Belhaven, 1988-89, .562 (54-56)
Team Record, Best Pct. ....	La. College, 1985-86, .912 (31-3)



## GCAC Women's Game Records

### Individual

Most Points Scored .....	50 - Demetria Lang, Xavier vs SUNO, 2/10/1987
Most Field Goals Attempted .....	30 - Demetria Lang, Xavier vs SUNO, 2/10/1987
Most Field Goals Made .....	22 - Demetria Lang, Xavier vs SUNO, 2/10/1987
Most Free Throws Attempted .....	20 - Tommie Beasley, W.C. vs Dillard, 2/13/1984
Most Free Throws Made .....	16 - Debbie Watts, LA Col. vs Mobile Col., 1/28/1989
Most Three Point FG Attempted ..	13 - Debra Johnson, LA Col. vs Tougaloo, 2/ 22/1988
Most Three Point FG Made .....	10 - Staci Agee, W.C. vs Mobile 2/21/1994
Most Rebounds .....	22 - Demetria Lang, Xavier vs Spring Hill, 2/16/ 1987
Most Assists .....	18 - Angel Young, W.C. vs Tougaloo, 2/8/1993
Most Steals .....	12 - Wanda McDonald, Belhaven vs SUNO
Most Blocked Shots .....	5 - Donmeka Martin, Spring Hill vs Belhaven, 1/20/1996
.....	5 - Donmeka Martin, Spring Hill vs Loyola, 1/16/1997
.....	5 - Donmeka Martin, Spring Hill vs Belhaven, 1/30/1997
.....	5 - Donmeka Martin, Spring Hill vs Tougaloo, 2/7/1997
.....	5 - Ellie Ramey, Spring Hill vs Loyola, 1/25/1996

### Team Single Game

Most Points Scored .....	123 - SUNO vs Talladega, Dec. 16, 1999
ewest Points Scored .....	31- Tougaloo vs Mobile, Jan 21, 1993
Most Field Goals Attempted .....	101- Xavier vs Tougaloo, Feb 1, 1993
Most Field Goals Made .....	50- Wm. Carey vs Tougaloo, Feb 8, 1993
Most Free Throws Made .....	33- SUNO vs Mobile Jan 27,1989
Most Three Point FG Attempted ..	29- Wm. Carey vs LA. Col., March 6, 1998
Most Three Point FG Made .....	10 - Wm. Carey vs Tougaloo, Feb 8, 1993
Most Rebounds .....	74 - Xavier vs Tougaloo, Feb 1, 1993
Most Assists .....	39- Wm. Carey vs Tougaloo, Feb 8,1993
Most Points, Losing Game .....	98- LA Col. vs SUNO, Feb 13, 1989
ewest Points, Winning Game .....	50 - Spring Hill vs Belhaven, Dec 8, 1982
Most Points, Both Teams .....	206 - SUNO vs LA. Col., Feb 13, 1989
ewest Points, Both Teams .....	94 - Sp Hill vs Belhaven, Dec 8, 1982
.....	94 - Xavier vs Belhaven, Feb 18,1984
ighest Field Goal % .....	75.0 - W.C. vs Dillard, Feb 7, 1987
owest Field Goal % .....	18.4 - Tougaloo vs Mobile, Feb 8, 1992
ighest FG % Both Teams .....	60.0 - W.C. vs Dillard, Feb 7, 1987
owest FG % Both Teams .....	33.3 - LA. Col. vs W.C., Feb 24,1990

# GCAC Basketball Schedule 2003

## Thursday, January 9

Belhaven @ Spring Hill  
Mobile @ William Carey

## Saturday, January 11

Xavier @ Talladega  
Tougaloo @ Dillard  
Spring Hill @ Loyola  
SUNO @ William Carey

## Monday, January 13

Mobile @ Dillard  
Loyola @ Tougaloo  
SUNO @ Talladega  
William Carey @ Xavier

## Thursday, January 16

SUNO @ Xavier  
William Carey @ Dillard  
Loyola @ Belhaven

## Friday, January 17

Tougaloo @ Spring Hill  
Talladega @ Mobile

## Saturday, January 18

Talladega @ Spring Hill  
Tougaloo @ Mobile  
William Carey @ Loyola  
Dillard @ SUNO  
Belhaven @ Xavier

## Thursday, January 23

Spring Hill @ SUNO  
Xavier @ Loyola  
Dillard @ Talladega  
Tougaloo @ Belhaven

## Saturday, January 25

Talladega @ Tougaloo  
Mobile @ Xavier  
Spring Hill @ William Carey  
Loyola @ SUNO  
Belhaven @ Dillard

## Monday, January 27

SUNO @ Mobile  
Tougaloo @ William Carey  
Loyola @ Dillard  
Xavier @ Spring Hill

## Thursday, January 30

Mobile @ Loyola  
Dillard @ Spring Hill  
Xavier @ Tougaloo  
William Carey @ SUNO  
Talladega @ Belhaven

## Saturday, February 1

Dillard @ Xavier  
SUNO @ Tougaloo  
Spring Hill @ Mobile  
Loyola @ Talladega  
Belhaven @ William Carey

## Monday, February 3

Talladega @ William Carey  
Belhaven @ Mobile

## Thursday, February 6

Xavier @ SUNO  
Mobile @ Tougaloo

## Saturday, February 8

Dillard @ William Carey  
Mobile @ Talladega  
Loyola @ Xavier  
Spring Hill @ Tougaloo  
SUNO @ Belhaven

## Monday, February 10

Dillard @ Loyola  
SUNO @ Spring Hill  
Xavier @ Belhaven

## Thursday, February 13

Tougaloo @ SUNO  
Talladega @ Loyola  
Xavier @ Mobile  
William Carey @ Belhaven

## Saturday, February 15

Talladega @ SUNO  
Spring Hill @ Xavier  
William Carey @ Mobile  
Tougaloo @ Loyola  
Dillard @ Belhaven

## Monday, February 17

William Carey @ Spring Hill  
SUNO @ Dillard  
Tougaloo @ Xavier  
Belhaven @ Talladega

## Thursday, February 20

Dillard @ Tougaloo  
Loyola @ Mobile  
William Carey @ Talladega  
Spring Hill @ Belhaven

## Saturday, February 22

William Carey @ Tougaloo  
Talladega @ Xavier  
Spring Hill @ Dillard  
Mobile @ SUNO  
Belhaven @ Loyola

## Monday, February 24

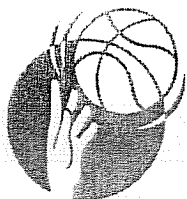
Talladega @ Dillard  
Loyola @ Spring Hill  
Mobile @ Belhaven

## Thursday, February 27


Xavier @ William Carey  
Dillard @ Mobile  
Spring Hill @ Talladega  
SUNO @ Loyola  
Belhaven @ Tougaloo

## Saturday, March 1

Xavier @ Dillard  
Mobile @ Spring Hill  
Loyola @ William Carey  
Tougaloo @ Talladega  
Belhaven @ SUNO



**Tentative Tournament Dates:**  
**Women's, March 5 - 8**  
**Men's, March 12 - 15**



## 2002 GCAC Baseball Standings

	Conference			Overall		
	W	L	Pct.	W	L	Pct
William Carey	21	9	.700	31	20	.608
LSU-S	18	12	.600	34	24	.586
Loyola	18	12	.600	27	29	.482
Mobile	18	12	.600	28	26	.519
Spring Hill	15	15	.500	25	30	.455
Talladega	0	30	.000	6	37	.140

## 2002 Baseball Team Statistics

Team Batting	G	Avg	AB	R	H	2B	3B	HR	BB	SO	SB/ATT
LSU-S	55	.328	1609	409	527	83	20	39	197	224	125/147
Mobile	48	.312	1401	251	437	92	10	12	105	218	84/101
Loyola	51	.297	1627	335	484	113	13	29	180	306	45/59
William Carey	47	.292	1417	305	414	92	10	37	153	237	90/104
Spring Hill	53	.282	1606	275	453	90	5	41	140	314	49/60

Team Pitching	G	ERA	W	L	Sv	IP	H	R	ER	BB	SO
LSU-S	55	4.19	33	22	6	397.00	461	270	185	140	296
Spring Hill	53	4.66	25	27	5	393.67	430	261	204	158	296
Loyola	51	5.11	26	25	5	392.67	445	298	223	163	249
Mobile	48	5.22	24	23	10	344.67	410	270	200	126	276
William Carey	47	5.43	28	19	3	348.00	368	239	210	176	238


## 2002 Baseball Individual Statistics

### INDIVIDUAL BATTING (Min. 2.5 AB/Team game)

Player	Team	G	AB	Hits	2B	3B	HR	RBI	BB	HBP	AVG
Reynolds	LSU-S	54	183	78	12	2	6	50	16	2	.426
Quatrino	Spring Hill	53	187	78	17	0	9	33	18	4	.417
Cantwell	LSU-S	43	137	55	14	4	2	35	16	8	.401
Quantes	Loyola	44	138	54	10	4	3	31	11	6	.391
Moraes	LSU-S	55	178	68	13	2	11	63	26	3	.382
Bonner	Spring Hill	51	165	63	18	0	16	46	25	13	.382
Dunn	William Carey	47	173	65	20	3	13	39	18	4	.376
Gray	LSU-S	50	159	59	8	2	1	24	21	6	.371
Kerger	Mobile	45	139	51	16	2	2	36	17	7	.367
Valentine	William Carey	47	170	61	10	1	2	31	7	5	.359
VanHaverbeke	Loyola	51	173	61	12	0	9	52	22	17	.353
Brown	William Carey	34	114	40	10	1	5	22	20	5	.351
Roberson	Mobile	48	180	63	19	1	0	19	6	6	.350

### INDIVIDUAL PITCHING (Min. 1.0 IP/Team game)

Player	Team	G	W-L	IP	Hits	Runs	ER	BB	SO	ERA
Doiron	LSU-S	12	7-4	63.67	74	32	21	16	44	2.97
Stevens	LSU-S	13	4-5	73.67	73	44	28	13	74	3.42
Breazele	William Carey	14	8-3	57.67	54	29	22	15	45	3.43
Jordan	William Carey	12	5-2	50.67	34	23	20	27	37	3.55
Ferguson	LSU-S	17	9-3	74.33	84	48	32	16	42	3.87
Schowalter	Loyola	19	6-5	84.67	91	60	37	23	47	3.93
West	Mobile	15	5-3	50.33	61	31	22	10	37	3.93





## 2002 Baseball Individual Statistics (cont'd):

### HITS

PLAYER	SCHOOL	
Quatrino	Spring Hill	78
Reynolds	LSU-S	78
Moraes	LSU-S	68
Dunn	William Carey	65
Bonner	Spring Hill	63
Roberson	Mobile	63
Moity	Loyola	62
Neill	Loyola	62
Valentine	William Carey	61
VanHaverbeke	Loyola	61

### RUNS SCORED

Dunn	William Carey	57
Moraes	LSU-S	49
Cantwell	LSU-S	49
Neill	Loyola	48
Reynolds	LSU-S	48
Roberson	Mobile	47
Gray	LSU-S	46
Quatrino	Spring Hill	46
Moity	Loyola	45

### DOUBLES

Dunn	William Carey	20
Roberson	Mobile	19
Stouder	Loyola	18
Bonner	Spring Hill	18
Quatrino	Spring Hill	17
Kerger	Mobile	16
Neill	Loyola	16

### TRIPLES

Quates	Loyola	4
Arishenkoff	LSU-S	4
Cantwell	LSU-S	4
Baker	LSU-S	4
Stouder	Loyola	3
Dunn	William Carey	3

### HOME RUNS

Bonner	Spring Hill	16
Dunn	William Carey	13
Moraes	LSU-S	11
VanHaverbeke	Loyola	9
Quatrino	Spring Hill	9
Neill	Loyola	9

### RUNS BATTED IN

Moraes	LSU-S	63
VanHaverbeke	Loyola	52
Reynolds	LSU-S	50
Bonner	Spring Hill	46
Arishenkoff	LSU-S	41
Neill	Loyola	40
Dunn	William Carey	39
Stouder	Loyola	38
Kerger	Mobile	36

### STOLEN BASES

Roberson	Mobile	33-37
Gray	LSU-S	24-28
Cantwell	LSU-S	21-23
Long	William Carey	18-19
Ard	LSU-S	15-20
Weaver	Mobile	15-17
Dunn	William Carey	15-15

### PITCHING RECORDS

		IP	W	L	PCT
Ferguson	LSU-S	74.33	9	3	.750
Breazele	Wm. Carey	57.67	8	3	.727
Jordan	Wm. Carey	50.67	5	2	.714
Valentine	Wm. Carey	66	7	3	.700
Padron	Spring Hill	67	7	3	.700

### STRIKEOUTS PER INNING

		IP	SO	AVG
Dobson	Mobile	64.67	73	1.129
Stevens	LSU-S	73.67	74	1.004
Givhan	Sp. Hill	69.33	69	0.995
Western	Loyola	62.67	62	0.989

## LSU-S Baseball Statistics

Player	Avg	G	AB	R	H	2B	3B	HR	RBI	BB	HBP	SO	SB	PO	A	E
Reynolds	.417	63	218	53	91	16	3	6	59	19	2	22	14	74	4	8
Cantwell	.373	52	169	57	63	17	4	2	37	20	9	21	27	88	2	2
Moraes	.360	64	211	55	76	16	2	13	70	30	3	20	9	490	31	6
Fletcher	.337	38	92	24	31	6	1	2	15	6	3	15	6	0	0	0
Gray	.337	59	193	54	65	10	2	1	25	25	6	39	26	86	107	15
Cox	.310	46	113	14	35	3	0	2	26	10	2	20	3	14	5	5
Arishenkoff	.293	62	191	48	56	13	5	9	45	27	9	39	10	50	140	27
Branch	.289	44	114	19	33	2	0	0	17	9	6	18	12	62	2	2
Baker	.286	57	168	47	46	10	4	8	42	26	10	10	10	33	119	15
Ard	.263	50	99	26	26	4	0	0	8	11	2	21	16	37	2	4
Hickman	.250	19	12	12	3	0	0	0	2	1	1	2	5	4	0	1
Hernandez	.237	43	93	10	22	3	0	0	15	15	16	9	1	154	20	5
Angelette	.220	34	82	5	18	2	0	1	14	5	1	11	1	167	11	5
Talley	.216	25	37	6	8	1	1	0	7	7	2	8	0	60	4	2
Stevens	.214	6	14	3	3	0	0	0	1	1	1	2	0	23	25	2
Salim	.213	29	61	15	13	0	0	0	7	7	2	10	3	40	41	8
Bovenzi	.208	14	24	5	5	2	0	0	1	0	2	4	0	1	0	0
Ferguson	.000	1	1	0	0	0	0	0	0	0	0	1	0	7	21	1
Heineman	.000	1	0	0	0	0	0	0	0	0	0	0	0	3	5	2
Jones	.000	1	0	0	0	0	0	0	0	0	0	0	0	0	0	0
Totals	.315	64	1892	453	596	105	22	44	391	219	77	268	143	1405	583	117

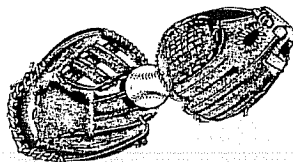
Player	ERA	W-L	APP	GS	CG	IP	H	R	ER	BB	SO	BK	B/AVG	HBP
Hickman	0.00	0-0	1	0	0	0.0	0	0	0	0	0	0	.000	0
Baker	2.25	1-0	3	0	0	4.0	4	1	1	2	1	0	.286	0
Doiron	2.90	8-4	16	16	2	77.2	89	36	25	18	58	0	.285	8
Stevens	3.20	6-6	17	14	8	104.0	104	53	37	22	96	0	.256	21
Polumbo	3.41	1-1	12	6	1	34.1	43	29	13	19	26	1	.297	0
Person	3.77	0-3	15	0	0	28.2	23	17	12	20	31	1	.209	2
Ferguson	4.36	9-6	20	15	3	86.2	100	63	42	21	52	1	.287	8
Jones	4.50	2-0	4	1	0	10.0	11	5	5	7	5	1	.268	1
Peyton	4.65	2-0	13	3	1	36.2	50	25	19	9	22	0	.318	2
Montoya	5.23	1-0	6	0	0	10.1	17	8	6	9	15	0	.362	1
Heineman	6.75	1-1	10	2	0	24.0	31	21	18	14	18	0	.310	4
Smith	7.09	5-6	15	6	3	45.2	63	48	36	14	27	1	.318	7
Walden	7.11	0-1	6	1	0	6.1	9	6	5	9	4	0	.333	0
Totals	4.21	36-28	64	64	18	468.1	544	312	219	164	355	5	.285	54

## Loyola University Baseball Statistics

Player	Avg	G	AB	R	H	2B	3B	HR	RBI	BB	HBP	SO	SB	PO	A	E
Quates	.365	56	181	39	66	12	4	5	39	14	8	31	3	37	51	14
Neill	.357	63	224	55	80	19	2	10	45	38	6	36	4	486	24	9
VanHaverbeke	.307	63	212	19	65	13	0	9	54	31	18	58	1	294	29	7
Schenck	.299	63	211	40	63	14	1	1	38	34	4	26	9	100	17	2
Budde	.286	9	28	5	8	3	0	0	5	3	0	11	0	7	4	2
Moity	.282	63	255	50	72	15	2	2	28	19	6	68	12	172	8	5
Stouder	.278	62	230	48	64	23	4	4	42	12	7	40	5	90	159	31
Griener	.274	55	135	25	37	8	1	0	12	13	3	37	11	89	3	3
Western	.267	58	202	40	54	11	0	0	23	27	12	20	3	44	133	16
Scaglione	.263	54	186	18	49	6	0	1	29	8	5	20	1	84	115	8
Dantin	.238	16	21	3	5	0	0	0	2	2	0	3	0	0	5	1
Macaluso	.174	19	23	5	4	0	0	0	2	3	2	9	0	4	10	1
Showalter	.114	30	79	10	9	3	1	1	11	7	0	19	1	32	17	7
Pippenger	.095	11	21	1	2	2	0	0	2	4	1	15	0	35	2	2
Bass	.000	37	3	21	0	0	0	0	1	0	0	0	3	0	0	0
Bauer	.000	1	0	0	0	0	0	0	0	0	0	0	0	0	0	0
Fitzwilliam	.000	1	0	1	0	0	0	0	0	0	0	0	0	0	0	0
Totals	.287	63	2011	380	578	129	15	33	333	215	72	393	53	148	607	109

1

Player	ERA	W-L	APP	GS	CG	IP	H	R	ER	BB	SO	BK	B/AVG	HBP
Budde	2.37	2-0	3	3	1	19.0	14	6	5	4	16	0	.209	2
Showalter	3.13	10-6	24	15	8	120.2	112	68	42	31	62	0	.241	5
Schenck	4.41	5-8	19	15	5	81.2	66	53	40	39	43	3	.224	20
Western	4.82	6-4	14	12	1	80.1	94	54	43	24	74	0	.279	7
Franatovich	5.26	2-2	19	7	1	53.0	74	37	31	17	15	0	.330	2
Mahoney	5.49	3-3	25	6	1	60.2	76	48	37	25	34	0	.311	11
Bouterie	6.42	2-4	23	2	1	40.2	52	34	29	13	24	0	.310	7
Knoth	8.36	1-1	7	2	1	14.0	19	18	13	10	5	0	.322	2
Dantin	8.40	0-4	14	0	0	15.0	18	23	14	21	14	0	.300	2
Fitzwilliam	12.27	0-0	2	1	0	3.2	4	5	5	5	2	0	.308	2
Bauer	12.60	0-0	5	0	0	5.0	10	10	7	5	4	0	.455	1
Totals	4.83	31-32	63	63	19	493.2	539	356	265	194	293	3	.276	61



## University of Mobile Baseball Statistics

Player	Avg	G	AB	R	H	2B	3B	HR	RBI	BB	HBP	SO	SB	PO	A	E
Kirksey	.500	2	2	1	1	0	0	0	0	0	0	0	0	0	0	0
Naugle	.374	38	107	5	40	8	1	1	24	7	2	16	1	138	19	2
Kerger	.349	54	169	30	59	19	2	2	37	22	7	33	4	24	1	3
Santana	.346	55	185	27	64	15	2	0	32	13	3	10	3	48	125	32
Roberson	.338	57	216	51	73	21	1	0	19	7	7	22	34	103	0	3
Kelly	.323	46	133	19	43	5	1	2	16	7	3	13	1	48	93	16
Watson	.320	42	75	16	24	5	1	3	13	11	1	22	2	40	0	3
Dobson	.313	38	67	16	21	4	0	0	9	5	4	17	5	41	14	1
Weaver	.309	55	152	38	47	11	0	0	25	9	3	13	17	73	101	15
Sims	.287	42	122	8	35	6	0	6	20	8	3	30	0	173	29	5
James	.270	40	74	26	20	4	0	0	9	6	4	22	8	40	3	2
Thigpen	.256	37	43	20	11	1	1	0	4	1	1	8	13	29	10	7
McWain	.253	41	91	8	23	3	1	0	16	4	1	18	2	16	35	6
Schach	.252	50	115	10	29	4	0	1	14	13	5	18	2	314	20	3
Hartley	.227	32	44	4	10	0	0	0	7	7	1	9	0	66	6	2
Blackerby	.200	32	75	7	15	2	0	0	9	5	1	14	0	81	20	3
Hays	.000	4	3	0	0	0	0	0	0	0	0	1	0	0	0	0
Blackman	.000	3	2	0	0	0	0	0	0	0	0	0	0	0	2	0
White	.000	1	0	0	0	0	0	0	0	0	0	0	0	0	0	0
Mahan	.000	10	0	2	0	0	0	0	0	0	0	0	0	0	0	0
<b>Totals</b>	<b>.307</b>	<b>57</b>	<b>1675</b>	<b>288</b>	<b>515</b>	<b>108</b>	<b>10</b>	<b>15</b>	<b>254</b>	<b>125</b>	<b>46</b>	<b>266</b>	<b>92</b>	<b>1246</b>	<b>519</b>	<b>107</b>

Player	ERA	W-L	APP	GS	CG	IP	H	R	ER	BB	SO	BK	B/AVG	HBP
McGillberry	0.00	0-0	1	0	0	1.0	2	4	0	3	0	0	.333	1
O'Quinn	2.08	2-1	8	2	0	17.1	13	5	4	2	23	0	.194	2
Barrow	3.32	0-3	15	4	0	38.0	32	23	14	11	21	0	.211	1
Dobson	3.57	7-3	13	12	6	80.2	76	44	32	35	77	1	.243	7
West	3.74	6-4	18	10	2	65.0	80	38	27	13	47	0	.284	4
Thigpen	5.24	8-5	15	12	2	68.2	83	50	40	18	47	1	.283	7
Howard	5.54	1-1	7	0	0	13.0	16	11	8	4	6	0	.302	2
Mahan	5.77	2-3	12	9	2	57.2	77	48	37	22	28	0	.309	5
Blackman	7.82	0-2	10	0	0	12.2	21	14	11	11	13	1	.382	1
Sparks	8.12	2-4	16	5	0	37.2	49	45	34	19	31	0	.306	9
McLelland	11.41	1-2	9	3	0	23.2	42	34	30	15	19	1	.375	2
<b>Totals</b>	<b>5.14</b>	<b>29-28</b>	<b>57</b>	<b>57</b>	<b>12</b>	<b>415.1</b>	<b>491</b>	<b>316</b>	<b>237</b>	<b>153</b>	<b>312</b>	<b>4</b>	<b>.283</b>	<b>41</b>

## Spring Hill College Baseball Statistics

Player	Avg	G	AB	R	H	2B	3B	HR	RBI	BB	HBP	SO	SB	PO	A	E
Quatrino	.399	56	198	47	79	17	0	9	33	18	4	39	5	90	8	3
Bonner	.376	54	173	44	65	18	0	17	47	27	13	33	0	370	14	9
Kelsey	.297	49	158	10	47	11	2	4	32	12	7	22	2	259	32	7
D'Anella	.289	54	197	28	57	10	2	3	28	12	2	43	5	98	6	6
Eldridge	.281	26	64	7	18	1	0	0	6	6	0	13	2	1	0	0
Lee	.268	37	112	25	30	7	0	1	13	8	1	11	6	63	4	2
Nassar	.265	27	68	10	18	2	1	2	12	2	3	12	3	43	24	3
Jones	.260	36	100	14	26	3	0	0	10	5	1	12	1	45	60	6
Coleman	.250	8	16	1	4	2	0	0	0	1	2	5	0	6	0	1
Allenbach	.245	35	110	5	27	4	0	0	9	6	0	19	0	30	72	7
Outlaw	.237	32	59	12	14	1	0	0	6	2	1	7	11	23	44	5
Michanowi	.222	22	54	12	12	1	0	1	4	8	0	20	1	29	0	3
Kelly	.218	48	142	20	31	6	0	1	15	15	2	34	1	25	35	8
Burkett	.200	10	10	1	2	1	0	0	0	1	0	3	0	10	0	0
Perez	.194	27	62	8	12	2	0	0	4	4	2	10	4	33	51	5
Ingram	.182	5	11	4	2	0	0	0	1	0	1	5	0	4	5	0
Green	.167	4	6	2	1	0	0	0	0	1	0	2	0	1	2	0
Hilpert	.154	26	39	7	6	1	0	3	9	6	1	18	3	11	0	0
McIlvaine	.148	13	27	2	4	1	0	0	2	3	1	8	0	50	8	0
Crooks	.148	47	88	19	13	3	0	1	9	8	1	19	5	43	64	12
Christman	.000	1	0	0	0	0	0	0	0	0	0	0	0	0	8	1
<b>Totals</b>	<b>.276</b>	<b>56</b>	<b>1694</b>	<b>278</b>	<b>468</b>	<b>91</b>	<b>5</b>	<b>42</b>	<b>240</b>	<b>145</b>	<b>42</b>	<b>325</b>	<b>49</b>	<b>1249</b>	<b>507</b>	<b>91</b>

Player	ERA	W-L	APP	GS	CG	IP	H	R	ER	BB	SO	BK	B/AVG	HBP
Ingram	0.00	0-0	1	0	0	0.0	0	0	0	0	0	0	.000	0
Christman	0.84	1-1	8	3	1	21.1	17	6	2	10	18	0	.230	0
Dossat	2.82	1-2	12	0	0	22.1	23	11	7	11	13	0	.291	2
Carter	3.76	2-1	12	3	1	38.1	39	19	16	7	14	0	.269	8
Givhan	4.14	6-4	15	12	5	78.1	81	44	36	26	74	2	.265	7
Padron	4.26	7-4	15	10	7	74.0	80	45	35	27	52	0	.275	5
Barras	4.76	4-3	12	12	3	68.0	65	43	36	39	57	0	.248	5
Scott	4.88	1-7	17	8	2	51.2	71	42	28	4	33	0	.318	9
Crooke	5.40	1-2	11	4	0	23.1	20	19	14	22	17	0	.238	4
Bonner	6.35	1-1	4	1	0	11.1	16	10	8	5	9	1	.333	2
Gilcrease	6.98	1-2	15	1	0	19.1	27	17	15	11	18	0	.333	2
Coleman	15.58	0-3	5	2	0	8.2	18	17	15	3	6	0	.450	3
<b>Totals</b>	<b>4.58</b>	<b>25-30</b>	<b>56</b>	<b>56</b>	<b>19</b>	<b>416.2</b>	<b>457</b>	<b>273</b>	<b>212</b>	<b>165</b>	<b>311</b>	<b>3</b>	<b>.280</b>	<b>47</b>

## William Carey College Baseball Statistics


Player	Avg	G	AB	R	H	2B	3B	HR	RBI	BB	HBP	SO	SB	PO	A	E
Dunn	.391	55	202	67	79	24	4	16	48	20	7	22	20	74	150	9
Brown	.354	42	144	35	51	14	1	6	38	24	6	21	10	64	2	3
Valentine	.347	55	202	30	70	12	2	2	42	9	5	22	7	48	11	1
McNulty	.312	53	176	27	55	14	1	5	31	17	3	13	4	377	20	5
Easley	.300	10	10	1	3	0	0	0	3	0	1	1	0	10	0	0
Phipps	.292	46	130	20	38	9	0	4	40	27	6	31	3	174	10	2
Hederman	.292	53	168	22	49	11	0	2	26	16	9	22	5	37	96	9
Thibodeaux	.279	54	136	40	38	11	1	2	32	12	19	22	14	56	13	5
Driver	.273	31	66	1	18	4	0	1	12	5	3	15	0	107	16	2
Rhodus	.262	53	145	32	38	4	0	0	17	26	13	22	7	70	88	6
White	.222	55	144	28	32	2	1	4	21	4	4	45	3	113	6	1
Latfiolais	.220	24	59	10	13	4	2	1	11	12	2	14	3	26	0	2
Easley	.214	14	28	5	6	0	1	0	5	3	2	4	0	16	3	1
Long	.143	39	21	37	3	1	0	0	1	4	3	3	25	12	14	4
Nowell	.143	4	14	0	2	0	0	0	0	0	0	4	1	23	2	0
Cannon	.136	41	22	23	3	1	0	0	4	1	1	4	9	5	5	1
Laurent	.000	2	2	0	0	0	0	0	0	0	0	2	0	0	0	0
MacDaniel	.000	1	1	0	0	0	0	0	0	0	0	0	0	0	0	0
Jordan	.000	2	0	0	0	0	0	0	0	0	0	0	0	2	9	3
Hingle	.000	1	0	0	0	0	0	0	0	0	0	0	0	1	12	1
Totals	.298	55	1670	378	498	111	13	43	331	180	84	267	111	122	470	57

4

Player	ERA	W-L	APP	GS	CG	IP	H	R	ER	BB	SO
Gibson	3.08	2-2	17	0	0	26.1	20	10	9	11	31
Norris	3.72	0-1	6	0	0	9.2	11	4	4	5	3
Lott	3.86	0-0	3	0	0	4.2	5	5	2	1	3
Breazele	3.89	8-3	18	6	2	69.1	64	39	30	22	54
Jordan	4.43	6-3	15	13	2	63.0	47	35	31	35	52
Valentine	4.56	7-4	17	11	2	77.0	82	48	39	27	49
Hingle	4.94	3-3	13	9	2	51.0	59	29	28	18	25
Christian	6.02	2-4	11	10	0	52.1	63	42	35	33	25
E. Easley	6.75	0-0	4	1	0	6.2	7	9	5	9	7
Brown	7.71	3-2	7	4	0	25.2	31	24	22	28	24
MacDaniel	9.45	0-0	6	0	0	6.2	10	7	7	4	2
Cannon	10.80	0-0	4	0	0	3.1	4	5	4	4	4
N. Easley	17.74	0-1	7	1	0	11.2	22	23	23	13	6
Dunn	27.00	0-0	1	0	0	0.2	2	2	2	1	0
Totals	5.29	31-23	55	55	8	408.0	427	282	240	211	285

## GCAC Baseball Conference Records

Team Batting Avg. ....	Mobile, 1999, .368
.....	Reg. Seas + Tournament, .336
Most Runs, Team Game Avg. .	Mobile, 1999, 8.7
Most Hits Team Totals Seas. ....	Mobile, 1999, 637
Most Runs, Team Total Seas. ...	LSU-S, 2002, 453
Most Doubles, (Game) .....	Estopinal, Sp. Hill, 1988, 4
Most Doubles, Ind. ....	Rob Carroway, LSU-S, 2001, 24
.....	Chris Dunn, Wm. Carey, 2002, 24
Team Pitching, ERA .....	Spring Hill, 1992, 2.19
Team Fielding Pct., Seas. ....	Spring Hill, 1993, .976
Individual Batting Avg. ....	Kevin Grimes, Sp. Hill, 1992, .482
Most Hits, Ind. ....	Randy McKinion, Sp. Hill, 1996, 7
Most HR. Team Tot. Seas. ....	Wm. Carey, 1987, 78
Most Wins, Team .....	Wm. Carey, 1982, 41
.....	Mobile, 2000, 41
.....	Mobile, 2001, 41
Hit By Pitches .....	Season - Brian VanHaverbeke, Loyola,
.....	2002, 18
.....	Caree - Calhoun, Belhaven, 1990-92, 34
Most Triples, Ind. ....	Hopkins, Mobile, 1993, 7
Most HR. Ind. ....	Leaumont, La. College, 1997, 20
Most RBI Ind. ....	Williams, Wm. Carey, 1986, 75
Most SB. Ind. ....	Dumas, Wm. Carey, 1991, 52
Most SB. (Game) .....	Estopinal, Sp. Hill, 1987, 7
Most Wins, Ind. ....	Calhoun, Belhaven, 1991, 14
.....	Melancon, Mobile, 2001, 14
Complete Games .....	Chiasson, Sp. Hill, 1990, 15
Innings Pitched .....	Melancon, Mobile, 2001, 131.1
Strikeouts .....	Melancon, Mobile, 2001, 138
Saves .....	Cazeaux, Wm. Carey, 1984, 11
Best ERA, Ind. ....	Stein, Sp. Hill, 1993, 1.41
Team Record, Best Pct. ....	Wm. Carey, 1982, .774 (41-12)



## 2002 All Conference Baseball Team

Player of the Year – *Chris Dunn–William Carey*

Coach of the Year – *Don Moreau–Loyola*

### Infield

1B	Billy Bonner	Sr.	Spring Hill
2B	Wesley Gray	So.	LSU-S
3B	Gary Moraes	Sr.	LSU-S
SS	Chris Dunn	Sr.	W. Carey
	Doug Neil	Sr.	Loyola

### Pitchers

	Dan Padron	So.	Spring Hill
	Kyle Valentine	Jr.	W. Carey
	Ian Doiron	Sr.	LSU-S
	Brad Showalter	Jr.	Loyola
	Greg Breazeale (RP)	Fr.	W. Carey

### Outfield


	Alan Cantwell	Sr.	LSU-S
	Dan Quatrino	Jr.	Spring Hill
	Bubba Roberson	Jr.	Mobile
	Cole Reynolds	So.	LSU-S

### Catchers

	Jeremy Phipps	Sr.	W. Carey
	Brian VanHerbeke	Sr.	Loyola

### Designated Hitter

	Paul Kerger	Jr.	Mobile
--	-------------	-----	--------





## GCAC Baseball Schedule 2003

**Feb. 7-8**

Spring Hill @ Talladega  
Loyola @ Belhaven  
LSU-S @ W. Carey  
Mobile Bye

**Feb. 11 (1)**

Mobile @ Spring Hill

**Feb. 14-15**

Belhaven @ Talladega  
Mobile @ Loyola  
W. Carey @ Spring Hill  
LSU-S Bye

**Feb. 18 (1)**

LSU @ Belhaven

**Feb. 21-22**

Talladega @ W. Carey  
Belhaven @ Mobile  
Spring Hill @ LSU-S  
Loyola Bye

**Feb. 25 (1)**

Loyola @ W. Carey

**Feb. 28-March 1**

Talladega @ Mobile  
Loyola @ LSU-S  
W. Carey @ Belhaven  
Spring Hill Bye

**March 4 (DH)**

Spring Hill @ Mobile

**March 7-8**

LSU-S @ Talladega  
Loyola @ Spring Hill  
Mobile @ W. Carey  
Belhaven Bye

**March 11 (DH)**

Belhaven @ LSU-S

**March 14-15**

Talladega @ Loyola  
Mobile @ LSU-S  
Spring Hill @ Belhaven  
W. Carey Bye

**March 18 (DH)**

W. Carey @ Loyola

**March 21-22**

Talladega @ Spring Hill  
Belhaven @ Loyola  
W. Carey @ LSU-S  
Mobile Bye

**March 25 (DH)**

Spring Hill @ Mobile

**March 28-29**

Talladega @ Belhaven  
Loyola @ Mobile  
Spring Hill @ W. Carey  
LSU-S Bye

**April 1 (DH)**

Belhaven @ LSU-S

**April 4-5**

W. Carey @ Talladega  
Mobile @ Belhaven  
LSU-S @ Spring Hill  
Loyola Bye

**April 8 (DH)**

W. Carey @ Loyola

**April 11-12**

Mobile @ Talladega  
LSU-S @ Loyola  
Belhaven @ W. Carey  
Spring Hill Bye

**April 15 (1)**

Mobile @ Spring Hill

**April 18-19**

Talladega @ LSU-S  
Spring Hill @ Loyola  
W. Carey @ Mobile  
Belhaven Bye

**April 22 (1)**

LSU-S @ Belhaven

**April 25-26**

Loyola @ Talladega  
LSU-S @ Mobile  
Belhaven @ Spring Hill  
W. Carey Bye

**\*Mid-week single  
game**

Loyola @ W. Carey


\*Single game to be played before Weekend 12

<b>Tournament: April 30 - May 2</b>
-------------------------------------

## 2001 All Conference Cross Country

### Men's

Jeff Harvath	Spring Hill	28:23.5
Mike Chapman	Spring Hill	28:52.5
Anand Viswanathan	Loyola	29:33.4
Mike Gulotta	Loyola	29:34.0
Kevin Fitzwilliam	Loyola	29:47.8
Charles Harvey	Spring Hill	29:56.0
Courtney Baloney	Xavier	30:09.1
Charley French	Loyola	30:14.7
Ryan Sutton	Xavier	30:23.5
Damien Jones	Xavier	30:26.2



### Women's

Stephanie Legleu	Loyola	20:07.6
Julie London	Mobile	20:11.6
Catherine Baggett	Loyola	20:27.6
Katrina Davis	Xavier	20:55.6
Lea McLaughlin	Mobile	21:04.7
Heidi Hutcheson	Mobile	21:09.4
Jacky Macieiski	Loyola	21:12.7
Denitra Robinson	Xavier	21:19.6
Francesca Gransberry	Xavier	21:33.2
Bethany Comboy	Loyola	21:44.2

## 2001 All Conference Soccer

### Women's

#### Goalkeepers

Christine Arneson	SO	Spring Hill
Sarah Brown	SO	William Carey

#### Defenders

Alicia Wilson	SO	William Carey
Elizabeth McGowan	SR	Mobile
Jennifer Chong	SR	William Carey
Kasey Bloxham	SO	Mobile
Johanna Bengtsson	SO	William Carey

#### Midfielders

Mairead McLaughlin	FR	William Carey
Nadine McCorry	SO	Mobile
Rocio Aleman	JR	Spring Hill
Lisa Handschumacher	SO	Loyola

#### Forwards

Tiffany Scallan	JR	Spring Hill
Kristin Cannon	FR	William Carey
Tiffany Genola	SR	Mobile

**Player of the Year – *Alicia Wilson, William Carey***

**Coach of the Year – *Doug Stovall, William Carey***





## 2002 GCAC Golf Championships



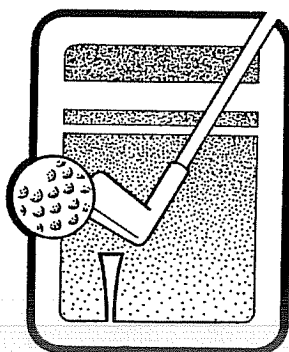
### Team Totals

1.	University of Mobile	300-299 (599)
2.	Spring Hill College	312-294 (606)
3.	William Carey College	308-306 (614)
4.	Tougaloo College	381-381 (762)

### Individual Championship

1.	D.J. Pulley	72-68 (140) -4	William Carey
2.	Michael Johnson	72-73 (145) +1	Spring Hill
3.	Graeme Brown	71-75 (146) +2	Mobile
4.	Paul Johnson	75-71 (146) +2	Mobile
5.	Ben Jackson	75-77 (152) +8	Mobile


**Player of the Year: D.J. Pulley – William Carey**



## GCAC Champions 1981-2002

### Men's Basketball

Xavier University	1981-82
Xavier University	1982-83
William Carey College	1983-84
William Carey College	1984-85
Xavier University	1985-86
William Carey College	1986-87
University of Mobile	1987-88
University of Mobile	1988-89
William Carey College	1989-90
Louisiana College	1990-91
William Carey College	1991-92
Spring Hill College	1992-93
Spring Hill College	1993-94
Southern University, NO	1994-95
Xavier University	1995-96
William Carey College	1996-97
Dillard University	1996-97***
SUNO	1997-98
University of Mobile	1997-98***
Spring Hill	1998-99
SUNO	1999-00
Spring Hill	1999-00***
Dillard University	2000-01
Xavier University	2000-01****
SUNO	2001-02
Spring Hill	2001-02****



\*\*\*Denotes Regular Season Champions

\*\*\*\*Denotes Regular Season Co-Champions

## Women's Basketball

Belhaven College	1981-82
Dillard University	1982-83**
William Carey College	1982-83**
Xavier University	1982-83**
Dillard University	1983-84
Louisiana College	1984-85
Louisiana College	1985-86
Dillard University	1986-87*
Xavier University	1986-87*
William Carey College	1987-88
Louisiana College	1988-89
Louisiana College	1989-90
University of Mobile	1990-91
William Carey College	1991-92
William Carey College	1992-93
Xavier University	1993-94
Xavier University	1994-95
Xavier University	1995-96
Xavier University	1996-97
Xavier University	1997-98
Louisiana College	1998-99
Spring Hill	1999-00
SUNO	1999-00***
Xavier University	2000-01
Dillard University	2000-01****
University of Mobile	2001-02



\*Denotes Co-Champions

\*\* Denotes Tri-Champions

\*\*\*Denotes Regular Season Champions

\*\*\*\*Denotes Regular Season Co-Champions

**Baseball**

William Carey College	1982
William Carey College*	1983
Spring Hill College*	1983
William Carey College	1984
Spring Hill College	1985
William Carey College	1986
Louisiana College	1987
William Carey College	1988
William Carey College	1989
William Carey College	1990
William Carey College	1991
William Carey College	1992
William Carey College	1993
Belhaven College	1994
William Carey College	1995
William Carey College	1996
Spring Hill College	1997
University of Mobile	1998
University of Mobile	1999
Spring Hill College	2000
Spring Hill College	2001
Loyola University	2002

**Softball**

University of Mobile	1996
University of Mobile	1997
University of Mobile	1998
University of Mobile	1999
University of Mobile	2000

**Men's Soccer**

Belhaven College	1994
William Carey College	1995
William Carey College	1996
University of Mobile	1997
William Carey	1998
University of Mobile	1999



**Women's Soccer**


University of Mobile	1996
University of Mobile	1997
University of Mobile	1998
University of Mobile	1999
University of Mobile	2000
William Carey	2001
William Carey	2002

**Men's Tennis**

Belhaven College	1982
Belhaven College	1985
Belhaven College	1986
Belhaven College	1987
Belhaven College	1988
Belhaven College	1989
Belhaven College	1990
Belhaven College	1991
University of Mobile	1992
University of Mobile	1993
University of Mobile	1994
University of Mobile	1995
University of Mobile	1996
University of Mobile	1997
University of Mobile	1998
Spring Hill College	1999
Spring Hill College	2000
Spring Hill College	2002

**Women's Tennis**

University of Mobile	1995
University of Mobile	1996
University of Mobile	1997
University of Mobile	1998
Spring Hill College	1999
Dillard University	2000
Xavier University	2002

**Men's Cross Country**

Tougaloo College	1986
Tougaloo College	1987
Southern University	1988
Southern University	1989



**Men's Cross Country (cont'd.)**

University of Mobile	1990
University of Mobile	1991
University of Mobile	1992
University of Mobile	1993
University of Mobile	1995
University of Mobile	1996
University of Mobile	1997
University of Mobile	1998
University of Mobile	1999
Loyola University	2000
Loyola University	2001

**Women's Cross Country**

Southern University	1986
Louisiana College	1987
Southern University	1988
Southern University	1989
Southern University	1990
University of Mobile	1991
Spring Hill College	1992
University of Mobile	1993
University of Mobile	1995
University of Mobile	1996
University of Mobile	1997
University of Mobile	1998
University of Mobile	1999
University of Mobile	2000
Loyola University	2001

**Golf**

University of Mobile	1996
University of Mobile	1997
Spring Hill College	1998
Spring Hill College	1999
University of Mobile	2002

**Volleyball**

William Carey	1999
Loyola University	2000



## Thomas Howell Cup (All-Sports Champion)

Louisiana College and William Carey College	1986
University of Mobile	1988
University of Mobile	1989
University of Mobile	1990
University of Mobile	1991
University of Mobile	1992
University of Mobile	1993
University of Mobile	1994
University of Mobile	1995
University of Mobile	1996
University of Mobile	1997
University of Mobile	1998
University of Mobile	1999
Spring Hill College	2000
University of Mobile	2001
Spring Hill College	2002



## Schools Competing (NAIA Recognized Sports)

### **Men's and Women's Basketball**

Belhaven College  
 Dillard University  
 Loyola University  
 University of Mobile  
 Southern University-NO  
 Spring Hill College  
 Talladega College  
 Tougaloo College  
 William Carey College  
 Xavier University

### **Men's & Women's Soccer**

Belhaven College  
 Loyola University (Women only)  
 University of Mobile  
 Spring Hill College  
 William Carey College

### **Men' and Women's Cross Country**

Belhaven College  
 Dillard University  
 Loyola University  
 University of Mobile  
 Southern University - NO  
 Spring Hill College  
 Talladega College  
 Tougaloo College  
 Xavier University

### **Men's and Women's Track (Outdoor and Indoor)**

Loyola University  
 Southern University - NO

### **Volleyball**

Belhaven College  
 Dillard University  
 Loyola University  
 Spring Hill College  
 Talladega College

### **Baseball**

Belhaven College  
 Louisiana State University- Shreveport  
 Loyola University  
 University of Mobile  
 Spring Hill College  
 Talladega College  
 William Carey College

### **Softball**

Belhaven College  
 University of Mobile  
 Spring Hill College  
 William Carey College

### **Men's & Women's Tennis**

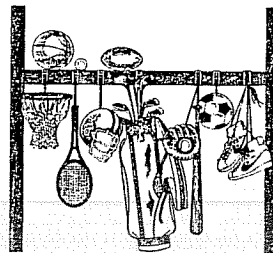
Belhaven College  
 Dillard University  
 University of Mobile (Women only)  
 Spring Hill College  
 Tougaloo College (Men only)  
 Xavier University

### **Golf (Men's and Women's)**

Belhaven College  
 University of Mobile  
 Spring Hill College  
 Talladega College  
 Tougaloo College  
 William Carey

### **Swimming**

Spring Hill College



## GCAC HONOR ROLL

### William Carey

<b>Student</b>	<b>GPA</b>	<b>Sport</b>	<b>Student</b>	<b>GPA</b>	<b>Sport</b>
Theodore Cannon, III	3.65	Baseball	Andrew Barron	3.83	Soccer (m)
Britt Hederman	3.47	Baseball	Mark Soutar	3.42	Soccer (m)
Kyle Valentine	3.41	Baseball	Warren Budde	3.25	Soccer (m)
Jeffrey Long	3.39	Baseball	Kevin Boyce	3.18	Soccer (m)
Chris Dunn	3.26	Baseball	Brent Cary	3.00	Soccer (m)
Mike Hingle	3.17	Baseball	Johanna Bengtsson	3.08	Soccer (w)
Michael Rhodus	3.09	Baseball	Alicia Wilson	3.25	Soccer (w)
Ryan Lott	3.07	Baseball	Janelle Austrom	3.82	Softball
Greg Bresazeale	3.00	Baseball	Margaret Fremin	3.77	Softball
Justin Patterson	3.90	Basketball (m)	Danae Austrom	3.53	Softball
Jessica Pucheu	3.84	Basketball (w)	Stephanie Powell	3.49	Softball
Kristin McGehee	3.75	Basketball (w)	Robyn Killebrew	3.37	Softball
Kayla Cooley	3.37	Basketball (w)	Jennifer Wilson	3.26	Softball
Lori DeSilvey	3.35	Basketball (w)	Vanessa Wechlin	3.20	Softball
Keely Marshall	3.26	Basketball (w)	Kristie Sebold	3.00	Softball
Misty Bethany	3.00	Basketball (w)			
Adam Speights	3.43	Golf			
Jason Harvey	3.40	Golf			
Brian Whiddon	3.00	Golf			

### Xavier University

<b>Student</b>	<b>Sport</b>	<b>Student</b>	<b>Sport</b>
Challon Perry	Cross Country	John Tripp	Tennis
Aqual Umoren	Cross Country	Brandon Morning	Tennis
Marc Philpart	Cross Country	Tiffany Scott	Tennis
RaChell Hunt	Cross Country	Jovanna Miller	Basketball
Renita Madu	Cross Country	Portia Jones	Basketball
April Noble	Cross Country		
Francesca Gransberry	Cross Country		

## GCAC CALENDAR 2002 - 2003

September 14-17	NAIA National Meeting, Kansas City, Missouri
October 1	GCAC Fall Meeting, Talladega College
October 19	Men's/Women's Cross Country Championship, New Orleans
November 16-17	Volleyball Tournament at highest seed
April 13-15	Men's Golf Tournament
TBA	Women's Golf Tournament
March 5-8	Women's Basketball Tournament or Playoffs
March 12-15	Men's Basketball Tournament or Playoffs
April 24-26	Tennis Tournament, TBA
April 24-26	Softball Tournament, TBA
April 29	GCAC Spring Meeting, Tougaloo College
April 30-May 3	Baseball Tournament at the highest seed

