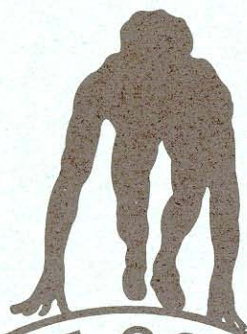


GULF COAST ATHLETIC CONFERENCE



2001 - 2002 DIRECTORY

TABLE OF CONTENTS 2001-2002

Conference History	3
Past Presidents	4
GCAC Officers	5
GCAC Eligibility Committee	6
GCAC Sports Committee Chairs	6
GCAC Executive Committee	7

MEMBER INFORMATION AND TEAM BASKETBALL STATISTICS 2000-2001

Dillard University	8
Louisiana State University-Shreveport	10
Loyola University	11
University of Mobile	14
Southern University in New Orleans	18
Spring Hill College	20
Talladega College	23
Tougaloo College	25
William Carey College	28
Xavier University	32

BASKETBALL STATISTICS, 2000-2001 SEASON

Conference Men's Statistics	35
Individual	37
Season Records	40
Game Records	42
Men's All Conference Team	43
Women's All Conference Team	44
Conference Women's Statistics	45
Individual	47
Season Records	49
Game Records	50
2002 Basketball Schedule	51

BASEBALL STATISTICS 2001

2002 Baseball Schedule	52
Louisiana State University-Shreveport	53
Loyola University	54
University of Mobile	55
Spring Hill College	56
William Carey College	57
Conference Records	58
All Conference Baseball	59
Baseball Standings and Statistics	59
All-Conference Cross Country	60
All-Conference Soccer (Women's)	61
Golf Team Championship	61
GCAC Champions 1981-2001	62
Thomas Howell Cup Champions 1986-2001	67
Schools Competing (By Sport)	68
GCAC Honor Roll	70
GCAC 2001-2002 Calendar	72

GCAC Website: www.gcaconf.com

HISTORY

The Gulf Coast Athletic Conference developed out of a series of meetings held over a period of almost four years. A number of private four-year schools in the Gulf Coast region with similar educational standards, enrollments, budgets, and athletic philosophies mutually felt the need for a conference.

In April and May, 1981, a constitution was developed, officers were elected and the decision was made to proceed with conference competition during the 1981-82 school year. Charter officers were Anthony M. Rachal, Jr., Xavier University, president; John Burton, Spring Hill College, vice-president; Mark Windham, Belhaven College, secretary-treasurer; and Thomas Howell, Louisiana College, commissioner. Charter members were Belhaven College of Jackson, Mississippi; Dillard University and Xavier University of New Orleans, Louisiana; Louisiana College of Pineville, Louisiana; Spring Hill College of Mobile, Alabama; Tougaloo College of Tougaloo, Mississippi; and William Carey College of Hattiesburg, Mississippi.

In August, 1981, the GCAC received recognition as an NAIA Affiliated Conference. The University of Mobile, Alabama was admitted in October, 1985, Southern University in New Orleans was granted admission in May, 1986, Loyola University was admitted in April, 1995, and Talladega College was admitted in April, 1999. In May 2000, Louisiana College and Belhaven College withdrew and Louisiana State University - Shreveport became a member in August, 2000

PAST PRESIDENTS

Anthony M. Rachal, Jr.	Xavier University	1981-82
John Burton	Spring Hill	1982-83
John Burton	Spring Hill	1983-84
Charles C. Teamer, Sr	Dillard University	1984-85
Milton Wheeler	William Carey	1985-86
Charles C. Teamer, Sr.	Dillard University	1986-87
Billy Allgood	Louisiana College	1987-88
Francis Garner	University of Mobile	1988-89
Artis Davenport	Southern University in N.O.	1989-90
Sr. Grace Mary Flickinger	Xavier University	1990-91
Charles C. Teamer, Sr.	Dillard University	1991-92
Felix James	Xavier University	1992-93
Bill Elder	University of Mobile	1993-95
Sr. Grace Mary Flickinger	Xavier University	1995-99
John Runda	University of Mobile	1999-01

2001-2002

Gulf Coast Athletic Conference Officers

President: Steve Knight, William Carey College

Phone: 601-582-6415

Home: 601-268-7039

Fax: 601-582-6200

Email: sknight@wmcarey.edu

Vice President: Todd Keller, Xavier

Phone: 504-483-7330

Home: 504-536-6996

Fax: 504-485-7934

Email: tkeller@xula.com

Secretary-Treasurer: Grace Beall

P.O. Box 515, Louisiana College

Home: 318-473-1983

Pineville, LA 71359

Email: grace@gracebeall.com

Commissioner: Thomas Howell

Phone: 318-487-7102

Home: 318-442-3179

Fax: 318-487-7288

Email: howell@lacollege.edu

Conference Information Director: Chuck Knight

Phone: 601-266-5952

Home: 601-264-5017

Fax: 651-319-2278

Email: chuck_knight@yahoo.com

Supervisor of Officials:

Men's Basketball

Bob Collins

P.O. Box 4514

Biloxi, MS 39535

Phone: 228-896-4511

Home: 228-374-3605

Women's Basketball

Greg Federico

131 Fernwood Dr.

Pass Christian, MS 39571

Phone: 504-887-3507

Home: 228-452-3564

Fax: 504-887-8140

Conference Faculty Athletic Rep: Sr. Grace Mary Flickinger, Xavier

Phone: 504-483-7526

Home: 504-482-0917

Conference Registrar: Carolyn Evans, Tougaloo College

Phone: 601-977-7765

Fax: 601-977-6164

GCAC Eligibility Committee

Sr. Grace Mary Flickinger

Dr. John Runda

Dr. Milton Wheeler

Xavier

Mobile

William Carey

Sports Committee Chairs

Men's Basketball

Women's Basketball

M/W Cross Country / Track and Field

Baseball

Softball

Golf

Men's Soccer

Women's Soccer

Men's Tennis

Joe Niland

Mark Cook

Kevin Stoots

Frank Sims

Mary Ann Jennings

Terry Hopper

Peter Fuller

Uwe Tittle

Lisa Robinson

GCAC EXECUTIVE COMMITTEE

Dillard	Dr. Gary Clark
LSUS	Mr. Terry G. Harris
Loyola University	Fr. David Boileau
Mobile	Dr. John Runda
SUNO	Ms. Veronica Carter
Spring Hill	Mr. Andre Honoree
Talladega	Dr. Edward Hall
Tougaloo	Dr. James Coleman
William Carey	Coach Steve Knight
Xavier	Sr. Grace Mary Flickinger



Dillard University
 2601 Gentilly Blvd.
 New Orleans, LA 70122
 Fax #: 504-816-4365

Nickname: Blue Devils, Devilettes
Colors: Royal Blue and White
Enrollment: 1900
President: Dr. Michael Lomax
Fieldhouse: A.W. Dent (seats 3500)

Athletic Director	Steven Martin Phone: 504-816-5281 Home: 504-241-6538 Email: smartin@dillard.edu
Athletic Secretary	Rebecca Fondren Phone: 504-816-4004
Coaching Staff:	
Men's Basketball	Terry Saulney Phone: 504-816-4755
Men's Basketball Assistant	Marco Borne Phone: 504-816-4181
Women's Basketball	Mark Cook Phone: 504-816-4752 Home: 504-245-0501
Women's Basketball Assistant	Robin Martin Phone: 504-816-5280
Tennis	James E. Branche Phone: 504-816-4186 Home: 504-289-4412
Cross Country	Marco Borne Phone: 504-816-4181 Home: 504-288-9480
Volleyball	Javonne Butler Phone: 504-816-4003 Home: 504-
Athletic Trainer	Jeff Arceneaux Phone: 504-816-5282
Sports Information/Publicity	Each head coach is responsible.
Faculty Athletic Representative	Dr. Gary M. Clark Phone: 504-816-4829
Registrar	Connie Seymour Phone: 504-816-4683

Dillard Men's Basketball Statistics

Player	G	FGM/ATT	PCT	FTM/ATT	PCT	PTS/AVG	REB/AVG	AST	TO	ST	PF
Loncke	27	213-364	.585	127-226	.562	555-20.6	352-13.0	33	57	20	66
Remington	28	200-348	.575	99-139	.712	500-17.9	209-7.5	38	62	23	70
Ward	27	112-213	.526	32-58	.552	300-11.1	74-2.7	44	50	30	58
Harris	28	104-216	.481	60-116	.517	278-9.9	92-3.3	57	62	30	74
Williams	29	50-113	.442	38-59	.644	147-5.1	65-2.2	107	70	38	82
Mahan	24	43-83	.518	25-41	.610	126-5.3	45-1.9	47	50	18	31
Brown	22	40-90	.444	23-45	.511	107-4.9	73-3.3	15	24	10	42
James	18	43-69	.623	10-15	.667	96-5.3	71-3.9	1	13	4	39
Crawford	16	29-53	.547	20-29	.690	80-5.0	57-3.6	1	15	5	38
Celestine	18	21-64	.328	7-10	.700	60-3.3	37-2.1	10	24	6	28
Parker	16	14-40	.350	6-10	.600	38-2.4	18-1.1	4	11	3	15
Francis	7	4-12	.333	1-2	.500	9-1.3	7-1.0	1	2	1	6
Wesley	4	3-5	.600	1-6	.167	7-1.8	7-1.8	5	9	1	6
Watson	10	2-18	.111	3-5	.600	7-0.7	5-0.5	4	8	1	9
McMillian	5	0-4	.000	2-4	.500	2-0.4	2-0.4	3	2	1	6
Totals		878-1692	.519	454-765	.593	2312-79.7	1156-39.9	370	459	191	570

Dillard Women's Basketball Statistics

Player	G	FGM/ATT	PCT	FTM/ATT	PCT	PTS/AVG	REB/AVG	AST	TO	ST	PF
Brown	30	164-298	.550	63-109	.578	391-13.0	202-6.7	9	65	39	90
Johnson	30	136-306	.444	81-120	.675	363-12.1	169-5.6	132	107	76	63
Samuels	30	141-326	.433	58-87	.667	359-12.0	106-3.5	28	65	69	62
Rodriguez E.	24	53-155	.342	59-137	.431	165-6.9	152-6.3	12	50	46	69
Houston	28	53-119	.445	41-58	.707	157-5.6	107-3.8	17	26	15	48
Jones	30	42-152	.276	39-59	.593	119-4.0	98-3.3	62	62	47	46
Rodriguez C.	20	52-111	.468	14-37	.378	118-5.9	97-4.9	12	25	17	56
Robinson	26	33-122	.270	18-34	.529	102-3.9	44-1.7	16	33	26	32
Gill	24	25-70	.357	18-26	.692	73-3.0	29-1.2	14	21	14	24
Onyenekwu	20	14-45	.311	9-17	.529	37-1.9	57-2.9	2	16	1	43
Pearsey	8	7-21	.333	7-12	.583	21-2.6	12-1.5	2	6	3	5
Flowers	13	4-17	.235	3-4	.750	11-0.8	5-0.4	2	8	1	3
Patterson	3	3-13	.231	3-4	.750	9-3.0	8-2.7	1	3	2	5
Totals		727-1755	.414	409-704	.581	1925-64.2	1138-37.9	309	491	356	546

Louisiana State University at Shreveport

One University Place

Shreveport, LA 71115

Athletic Department: 318-797-5194

Fax #: 318-798-4179



Nickname: Pilots

Colors: Royal Blue and Gold

Enrollment: 4,000

President: Dr. Vincent J. Marsala

Fieldhouse: Health & Physical Education Building

Athletic Director

Larry Ramin

Phone: 318-798-4106

Home: 318-798-6958

Email: lrambin@pilot.lsus.edu

Coaching Staff: **Baseball**

Rocke Musgroves

Phone: 318-798-4107

Home: 318-219-0708

Email: rmusgrav@pilot.lsus.edu

Sports Information/Publicity

Stuart Parkerson

Phone: 318-797-5257

Home: 318-868-4148

Email: sparkers@pilot.lsus.edu

Faculty Athletic Representative

Terry G. Harris

Phone: 318-797-5287

Home: 318-797-2308

Email: tharris@pilot.lsus.edu

Registrar

Julie Wilkins

Phone: 318-797-4249

Home: 318-868-2245

Email: jwilkins@pilot.lsus.edu



Loyola University
Athletic Complex Box 53
6363 St. Charles Ave.
New Orleans, LA 70118
Fax #: 504-864-7380

Nickname: Wolfpack
Colors: Maroon and Gold
Enrollment: 5,000

President: Rev. Bernard P. Knoth, S.J.
Fieldhouse: The Den (Loyola Sports Complex)

Athletic Director

Jerry Hernandez

Phone: 504 864-7711
 Home: 504-834-2818
 Email: gjhernan@loyno.edu

Assistant Athletic Director

DoBee Plaisance

Phone: 504-864-7577
 Home: 504-361-3008
 Email: mplaisan@loyno.edu

Administrative Assistant

Brett Simpson

Katy Dorsa

Phone: 504-864-7225
 Email: kmdorsa@loyno.edu

Coaching Staff:

Men's Basketball

Jerry Hernandez

Phone: 504-864-7711
 Home: 504-834-2818
 Email: gjhernan@loyno.edu

**Assistant
 Women's Basketball**

John Branch

DoBee Plaisance

Phone: 504-864-7577
 Home: 504-361-3008
 Email: mplaisan@loyno.edu

Assistant

Brooke Surette

Jamila Brown

Loyola University

Baseball

Don Moreau

Phone: 504-864-7392

Home: 504-394-2644

Email: damoreau@loyno.edu

**Assistant
Track/Cross Country
(Men & Women)**

Brett Simpson

Paul Garvey

Phone: 504-864-7395

Home: 504-282-8824

Email: pjgarvey@loyno.edu

Women's Soccer

Emmy Therrell

Phone: 504-864-7398

Home: 504-834-8852

Email: therrell@loyno.edu

Women's Volleyball

Greg Castillo

Phone: 504-864-7397

Home: 504-361-5931

Email: gscastil@loyno.edu

Assistant

Sports Information Director

Scott Carroll

Brett Simpson

Phone: 504-864-7396

Home: 504-861-9163

Email: bsimpson@loyno.edu

Faculty Athletic Representative

Fr. David Boileau

Phone: 504-865-5543

Home: 504-866-6006

Registrar

Kathy Gros


Phone: 504-865-3237

Loyola University Men's Basketball Stats

Player	G	FGM/ATT	PCT	FTM/ATT	PCT	PTS/AVG	REB/AVG	AST	TO	ST	PF
Doby	33	199-498	.400	105-128	.820	623-18.9	80-2.4	35	86	25	56
Hernandez	33	100-264	.379	87-112	.777	323-9.8	130-3.9	69	107	27	111
Kincaid	31	107-236	.453	45-78	.577	259-8.4	189-6.1	33	74	22	83
Bowers	33	65-181	.359	99-135	.733	255-7.7	80-2.4	123	129	39	54
Courtney	33	96-257	.374	25-46	.543	248-7.5	140-4.2	16	59	20	75
McCall	31	54-165	.333	39-52	.750	176-5.7	144-4.6	52	55	16	79
Kopfler	12	13-40	.325	9-20	.450	39-3.3	50-4.2	7	24	0	31
Barnitz	25	9-29	.310	7-10	.700	30-1.2	23-0.9	9	10	3	16
Howard	11	1-10	.100	4-7	.571	6-0.5	13-1.2	3	11	7	5
Wade	1	0-0	.000	0-0	.000	0-0.0	0-0.0	0	1	0	1
Cordier	1	0-1	.000	0-0	.000	0-0.0	0-0.0	0	0	0	0
Reitblat	1	0-0	.000	0-0	.000	0-0.0	0-0.0	0	1	0	0
Totals	33	644-1678	.384	420-588	.714	1959-59.4	955-28.9	347	565	159	511

Loyola University Women's Basketball Stats

Player	G	FGM/ATT	PCT	FTM/ATT	PCT	PTS/AVG	REB/AVG	AST	TO	ST	PF
LaBiche	7	32-59	.542	26-46	.565	90-12.9	41-5.9	8	14	9	10
White	31	162-323	.502	62-111	.559	386-12.5	209-6.7	10	48	40	85
Chastant	31	126-330	.382	54-80	.675	359-11.6	186-6.0	60	130	38	67
Boffy	29	78-205	.380	91-131	.695	258-8.9	132-4.6	39	101	44	87
Tucker	31	84-222	.378	65-105	.619	235-7.6	128-4.1	40	111	22	105
Mobley	4	8-34	.235	5-6	.833	26-6.5	7-1.8	3	16	5	4
McNair	31	57-172	.331	58-80	.725	178-5.7	129-4.2	74	139	23	64
Robbins	18	20-46	.435	12-23	.522	52-2.9	33-1.8	7	31	8	20
McMyne	31	27-95	.284	23-44	.523	86-2.8	51-1.6	52	120	39	63
Gurley	28	13-29	.448	1-2	.500	30-1.1	19-0.7	7	20	4	22
Totals	31	607-1515	.401	397-628	.632	1700-54.8	1034-33.4	300	750	232	527



University of Mobile
 P.O. Box 13220
 Mobile, AL 36663-0220
Physical Address: 5737 College Parkway
 Mobile, AL 36663
Fax #: 251-442-2499

Nickname: Rams
Colors: Maroon and White
Enrollment: 2000
President: Dr. Mark Foley
Fieldhouse: H. Austill Pharr (Seats 1500)

Athletic Director

Craig Bogar

Phone: 251-442-2279
 Home: 251-621-3404
 Email: adbogar@hotmail.com

Secretary

Mrs. Cindy Kelly

Phone: 251-442-2278
 Email: crk3@hotmail.com

Assistant Athletic Director
Asst. Golf Coach & Intramurals

Mike Watkins

Phone: 251-442-2369
 Home: 251-675-4088

Coaching Staff:

Men's Basketball

Joe Niland

Phone: 251-442-2288
 Home: 251-661-4743

Assistant

John Stauffer

Phone: 251-442-2399
 Home: 251-679-4595

Women's Basketball

Martha Gore-Algernon

Phone: 251-442-2260
 Home: 251-675-2775
 Email: goremartha@hotmail.com

Assistant

Eddie Kite

Phone: 251-442-2400

University of Mobile

Baseball		Mike Jacobs Phone: 251-442-2228 Home: 251-666-1775
	Assistant	TBA Phone: 251-442-2306
Softball		Mary Ann Jennings Phone: 251-442-2277 Home: 251-456-6847 Email: umcoachj@hotmail.com
Cross Country		Kevin Stoots Phone: 251-442-2264 Home: 251-476-1329 Email: stoots@hotmail.com
Men's Soccer		Peter Fuller Phone: 251-442-2363 Home: 251-679-7575
	Assistant	Glenn Benjamin Phone: 251-442-2397
	Assistant	Brian Person
Women's Soccer		Uwe Tittle Phone: 251-442-2364 Home: 251-626-1741
Men's Golf		Terry Hopper Phone: 251-442-2258 Home: 251-675-4694 Email: mobilegolf@hotmail.com
Women's Golf		Leigh Ankeron Phone: 251-442-2365

University of Mobile

Women's Tennis

Mitch Davis

Phone: 251-442-2334

Home: 251-626-1400

Email: michael@free.umobile.edu

Cheerleading Coach

April Messer

Phone: 251-442-2365

Home: 251-649-7623

Head Trainer

Jinni Frisbey

Phone: 251-442-2361

Cell Ph: 251-454-8283

Email: jfrisbey21@juno.com

Sports Information/Publicity

Kevin Stoots

Phone: 251-442-2264

Email: winrams@hotmail.com

Faculty Athletic Representative

John Runda

Phone: 251-442-2345

Home: 251-987-5111

Registrar

Ruth Kelley

Phone: 251-442-2203

University of Mobile Men's Basketball Statistics

Player	G	FGM/ATT	PCT	FTM/ATT	PCT	PTS/AVG	REB/AVG	AST	TO	ST	PF
Ellis	18	21-49	.429	13-21	.619	304-16.9	40-2.2	28	37	15	46
Young	26	30-58	.517	4-7	.571	366-14.1	52-2.0	30	28	12	32
Savage	29	103-246	.419	69-84	.821	672-23.2	54-1.9	44	41	35	63
Burgess	5	3-10	.300	1-3	.333	48-9.6	2-0.4	1	0	1	8
Palmer	29	27-217	.401	14-28	.500	642-22.1	66-2.3	34	27	17	44
Toodle	28	48-113	.425	60-76	.789	674-24.1	55-2.0	69	52	43	76
Bruster	3	0-2	.000	0-0	.000	0-0.0	1-0.3	0	0	1	0
Murphy	30	84-187	.449	31-52	.596	753-25.1	124-4.1	60	46	30	86
Solano	17	11-13	.846	3-9	.333	61-3.6	14-0.8	1	3	2	15
Perry	30	158-297	.532	64-102	.627	883-29.4	178-5.9	63	76	43	73
Harden	30	106-188	.564	75-122	.615	618-20.6	124-4.1	13	47	15	76
Moman	30	94-202	.465	92-142	.648	677-22.6	183-6.1	37	58	23	86
Totals	30	745-1582	.471	426-646	.659	5698-	919-30.6	380	419	237	605

University of Mobile Women's Basketball Statistics

Player	G	FGM/ATT	PCT	FTM/ATT	PCT	PTS/AVG	REB/AVG	AST	TO	ST	PF
Lattimore	27	41-108	.380	24-47	.511	349-12.9	70-2.6	17	44	32	26
Johnson	22	8-28	.286	9-12	.750	180-8.2	19-0.9	6	27	9	24
Simon	27	64-179	.358	21-30	.700	511-18.9	57-2.1	34	55	19	50
Hostrander	27	55-154	.357	41-54	.759	757-28.0	49-1.8	53	113	40	73
Saragusa	12	18-60	.300	14-21	.667	342-28.5	31-2.6	14	36	13	18
Christen	27	172-376	.457	83-120	.692	810-30.0	193-7.1	43	61	53	59
Beaty	7	7-24	.292	12-16	.750	108-15.4	14-2.0	3	8	1	12
Farmer	20	5-21	.238	4-4	1.000	118-5.9	14-0.7	3	12	1	15
Chandler	9	17-31	.548	22-26	.846	198-22.0	26-2.9	0	17	2	21
Schick	27	81-208	.389	33-45	.733	508-18.8	91-3.4	28	93	29	58
Henderson	24	45-94	.479	30-40	.750	371-15.5	75-3.1	18	35	22	51
Lumbsley	27	154-268	.575	59-84	.702	667-24.7	265-9.8	26	70	22	84
Totals	27	667-1551	.430	352-499	.705	4919-	1028-38.1	245	16	243	500

SUNO KNIGHTS**Southern University in New Orleans**

6400 Press Drive
New Orleans, LA 70126
Fax #: 504-286-5131

Nickname: SUNO Knights

Colors: Blue & Gold

Enrollment: 5100

President: Dr. Leon K. Tarver II

Chancellor: Joseph Bouie

Athletic Director**Earl R. Hill**

Phone: 504-286-5192

Home: 504-925-9742

Coaching Staff:**Men's Basketball****Earl R. Hill**

Phone: 504-286-5192

Home: 504-925-9742

Assistant**Elston King**

Phone: 504-286-5197

Home: 504-948-2489

Women's Basketball**Elston King**

Phone: 504-286-5197

Home: 504-948-2489

Cross Country**(Men and Women)****Stephanie Minto**

Phone: 504-286-5332

Home: 504-

Track (Men and Women)**Stephanie Minto**

Phone: 504-286-5332

Home: 504-

Sports Information/Publicity**Earl R. Hill**

Phone: 504-286-5192

Faculty Athletic Representative**Veronica Carter**

Phone: 504-284-5444

Home: 504-945-3533

Registrar**Gilda Davis**

Phone: 504-286-5000

SUNO Men's Basketball Statistics

Player	G	FGM/ATT	PCT	FTM/ATT	PCT	PTS/AVG	REB/AVG	AST	ST
Bailey	17	161-376	45.4	59-149	39.5	489-27.1	64-4.3	57	70
Aldridge	21	59-106	59.0	0-0	0	158-7.5	153-7.2	15	20
Wilcox	21	44-113	38.2	19-48	37.9	187-8.9	47-2.2	28	25
Smith	21	64-149	42.9	5-15	33.3	211-10.0	40-1.9	27	30
Carter	21	52-119	43.6	12-44	27.2	138-6.5	65-3.0	7	15
Harris	21	44-82	53.6	0-0	0	114-5.3	51-2.4	10	10
Hodges	12	14-26	53.8	0-0	0	28-2.3	15-1.3	3	5
Unknown	8	21-50	42.0	8-16	50.0	67-8.2	67-8.3	8	5
White	5	9-17	52.9	2-4	50.0	33-6.6	15-3.0	6	12
Heyward	20	25-45	55.5	0-2	0	57-5.5	25-1.2	4	5
Totals		493-107	45.6	105-278	37.70	1482-705	542-25.8	165	197

SUNO Women's Basketball Statistics

Player	G	FGM/ATT	PCT	FTM/ATT	PCT	PTS/AVG	REB/AVG	AST	ST
Love	18	114-250	45.6	78-105	74.2	334-18.5	64-35	55	35
Threadgill	24	143-305	46.8	96-147	68.9	382-15.9	278-12.6	74	45
Pismuke	23	100-201	49.7	73-88	71.6	313-13.6	90-3.9	34	25
Johnson	24	75-168	44.6	26-58	62.0	174-8.2	147-7.0	25	10
Nixon	24	72-171	42.1	27-42	64.2	210-8.9	36-1.5	42	30
White	18	38-96	39.1	45-78	57.7	116-604	92-5.1	10	10
Rockward	24	41-96	42.1	52-13	82.6	137-5.8	48-2.0	20	15
Holmes	24	33-62	53.2	67	61.7	93-3.8	40-1.6	28	1.4
Levglois	11	8-21	38.0	21-34	75.0	25-1.0	10-0.5	2	3
Pollard	16	11-33	33.3	5-12	41.6	48-3.0	25-1.1	5	3
Marshall	10	8-18	44.6	12-14	28.5	27-2.7	10-1.0	5	10
Unknown	12	19-65	29.0	14-16	80.5	38-3.1	32-2.6	23	15
Totals		662-1486	44.5	461-666	68.9	1897-79.1	872-36.3	323	34



Spring Hill College
 4000 Dauphin Street
 Mobile, AL 36608-0220
Athletic Department: 334-380-3485
Fax #: 334-460-2196

Nickname: Badgers, Lady Badgers
Colors: Purple and White
Enrollment: 1200

President: Fr. Gregory F. Lucey, S.J.
Fieldhouse: Outlaw Recreation Center (2,000)

Athletic Director

Mark Priede

Phone: 251-380-4461
 Home: 251-607-7049
 Email: mpriede@shc.edu

Coaching Staff:

Men's Basketball

Bill Carr

Phone: 251-380-3487
 Email: bcarr@shc.edu

Women's Basketball

Missy Sharer

Phone: 251-380-3488
 Home: 251-602-6636
 Email: msharer@shc.edu

Baseball

Frank Sims

Phone: 251-380-3486
 Home: 251-343-7528
 Email: fsims@shc.edu

**Women's Cross Country
 Golf (Men)**

Michelle Hobbler

Steve Hodges

Phone: 251-380-4659
 Home: 251-471-6235

Golf (Women)

Duke Ankiewiez

Phone: 251-380-4659

Spring Hill College

Soccer (Men & Women)

John Mollaghan

Phone: 251-380-3491

Tennis (Men & Women)

Kelly Williamson

Phone: 251-380-3490

Home: 251-473-1020

Softball

Coby Cashion

Phone: 251-380-3489

Home: 251-626-3346

Email: ccashion@shc.edu

Swimming (Men & Women)

John Hartman

Phone: 251-380-4462

Email: jhartman@shc.edu

Volleyball

Gretchen Koppersmith

Phone: 251-380-3485

Sports Information/Publicity

Lee Wright

Phone: 251-280-4468

Home: 251-450-0599

Email: lwright@sch.edu

Faculty Athletic Representative

Andre Honoree

Phone: 251-380-4394

Registrar

Shirley Kargledar

Phone: 251-380-2242

Spring Hill College Men's Basketball Statistics

Player	G	FGM/ATT	PCT	FTM/ATT	PCT	PTS/AVG	REB/AVG	AST	TO	ST	PF
McKee	37	171-307	.557	111-169	.657	456-12.3	221-6.0	23	69	34	69
Younger	37	141-279	.505	101-140	.721	402-10.9	163-4.4	124	63	70	85
Millsap	37	131-265	.494	88-118	.746	383-10.4	235-6.4	79	80	26	114
Warren	34	124-239	.519	68-104	.654	319-9.4	199-5.9	40	62	29	104
Olen	29	82-209	.392	63-85	.741	274-9.4	122-4.2	87	51	32	44
Levy	35	63-156	.404	58-98	.592	195-5.6	55-1.6	67	78	14	88
Kibler	37	54-142	.380	38-46	.826	190-5.1	47-1.3	44	55	14	49
Du Ventre	33	45-98	.459	27-31	.871	147-4.5	28-0.8	32	35	10	28
Cline	33	31-77	.403	36-55	.655	117-3.5	57-1.7	48	50	22	45
Bloom	20	14-30	.533	11-27	.407	43-2.2	31-1.6	3	6	7	13
Williams	20	11-29	.379	7-13	.538	36-1.8	12-0.6	20	15	2	18
Saacks	5	10-19	.526	2-2	1.00	23-4.6	12-2.4	4	6	0	6
Arner	15	1-10	.100	13-22	.591	15-1.0	9-0.6	5	8	4	7
Raffigan	6	4-7	.571	0-3	.000	8-1.3	3-0.5	1	3	1	4
Mandrella	5	0-2	.000	0-0	.000	0-0.0	0-0.0	0	1	0	0
Wright	0	0-0	.000	0-0	.000	0-0.0	0-0.0	0	0	0	0
Totals	37	884-1869	.473	623-913	.682	2608-70.5	1332-36.0	577	603	265	674

Spring Hill College Women's Basketball Statistics

Player	G	FGM/ATT	PCT	FTM/ATT	PCT	PTS/AVG	REB/AVG	AST	TO	ST	PF
Wendolek	32	177-391	.453	102-126	.810	488-15.3	138-4.3	59	100	67	99
Baker	32	178-362	.492	87-121	.719	450-14.1	262-8.2	33	110	23	90
Tilley	32	80-217	.369	88-112	.786	273-8.5	144-4.5	137	122	39	63
Sockwell	32	82-235	.349	36-52	.692	224-7.0	95-3.0	88	92	30	84
Slow	31	59-141	.418	52-66	.788	170-5.5	117-3.8	12	43	36	59
Nalu	18	45-117	.385	21-34	.618	130-7.2	74-4.1	43	43	14	30
Burke	29	35-76	.461	43-67	.642	113-3.9	89-3.1	59	66	32	38
Stokes	13	21-47	.447	13-20	.650	55-4.2	29-2.2	1	12	9	19
Stelly	11	6-22	.273	13-16	.813	28-2.5	23-2.1	26	35	7	29
Danner	20	5-22	.227	8-14	.571	18-0.9	13-0.7	9	8	7	14
Egan	9	2-8	.250	1-4	.250	5-0.6	6-0.7	3	9	2	8
DeFrancisco	4	0-3	.000	0-0	.000	0-0.0	2-0.5	0	3	0	0
Mathias	1	0-1	.000	0-0	.000	0-0.0	0-0.0	0	0	0	0
Dabney	1	0-0	.000	0-0	.000	0-0.0	1-1.0	0	1	0	0
Totals	32	690-1642	.420	464-632	.734	1954-61.1	1129-35.3	470	670	266	533



Talladega College
 627 W. Battle St.
 Talladega, AL 35160
 Athletic Phone: 256-761-6232
 Fax Number: 256-761-6460

Nickname: Tornadoes/Lady Tornadoes

Colors: Crimson & Blue

Enrollment: 575

President: Dr. Marguerite Achie-Hudson

Fieldhouse: Callanan (seats 1200)

Baseball Field: Silsby

Athletic Director (Acting)

Dean F. Tiffany Sanders

Phone: 256-761-6231

Athletic Secretary

Erikka Lawler

Phone: 256-761-6232

Email: elawler@talladega.edu

Coaching Staff:

Men's Basketball

Lionel Garrett

Phone: 256-761-6240

Home: 770-294-4814

Women's Basketball

Arrington Mackey

Phone: 256-761-6290

Home: 256-761-6404

Email: amackey@talladega.edu

Cross Country

(Men's & Women's)

Rodney Lipscomb

Phone: 256-761-6238

Home: 256-835-1198

Email: rlipscomb@talladega.edu

Talladega College**Volleyball****Arrington Mackey**

Phone: 256-761-6290

Home: 256-761-6404

Email: amackey@talladega.edu

Baseball**Rodney Lipscomb**

Phone: 256-761-6238

Home: 256-835-1198

Email: rlipscomb@talladega.edu

Sports Information/Publicity**TBA*****Faculty Athletic Representative*****Dr. Edward Hall**

Phone: 256-761-6342

Registrar**Florenta Dortch**

Phone: 256-761-6418



Tougaloo College
 500 West County Line Rd
 Tougaloo, MS 39174
 Fax #: 601-978-1309

Nickname: Bulldogs, Lady Bulldogs
Colors: Royal Blue and Scarlet Red
Enrollment: 984

President: Dr. Joe A. Lee

Fieldhouse: George A & Ruth B. Owens Health & Wellness Center (Seats 2500)

Athletic Director

James H. Turner

Phone: 601-977-7809

Home: 601-847-3446

Email: james.turner@tougaloo.edu

Coaching Staff:

Men's Basketball

James H. Turner

Phone: 601-977-7809

Home: 601-847-3446

Assistant

Broderick Owens

Phone: 601-978-1097

Home: 601-362-6253

Women's Basketball

Vanetta E. Kelso

Phone: 601-978-1098

Home: 601-981-1858

Assistant

Charles Orr

Phone: 601-978-1098

Home: 601-371-0115

Cross Country

Amir Hamiln

Phone: 601-978-1096

Home: 601-957-0968

Golf

Dr. James Coleman

Phone: 601-977-7887

Home: 601-981-9006

Tennis

Curtis Shaw

Phone: 601-977-7720

Office: 601-977-7720

Tougaloo College***Sports Information/Publicity*****Vanetta E. Kelso**

Phone: 601-978-1098 or
601-977-7809

Home: 601-981-1858

Fax: 601-978-1309

Faculty Athletic Representative**Dr. James Coleman**

Phone: 601-977-7887

Home: 601-981-9006

Registrar**Carolyn Evans**


Phone: 601-977-7765

Tougaloo College Men's Basketball Statistics

Player	G	FGM/ATT	PCT	FTM/ATT	PCT	PTS/AVG	REB/AVG	AST	TO	ST	PF
Archie	18	12-20	.60	6-13	.461	30-1.66	25*1.38	12	15	10	25
Brownlee	24	62-135	.459	32-58	.551	172-7.16	76-3.16	17	29	14	40
Dickson	28	118-195	.605	35-67	.522	274-9.78	112-4.0	39	23	27	41
Duck	12	101-162	.623	38-52	.730	240-20.0	96-8.0	24	30	20	30
Ferguson	20	25-43	.581	16-29	.551	76-3.8	20-1.0	37	21	15	25
Garvin	22	99-198	.500	61-79	.772	259-11.77	130-5.9	25	33	28	101
Joiner	30	72-103	.699	36-59	.610	180-6.0	150-5.0	27	38	21	77
Judgeware	32	80-173	.462	32-73	.438	192-6.0	128-4.0	20	32	17	87
Mitchell	31	60-135	.444	18-37	.486	150-5.0	25-.806	133	85	72	81
Purvis	32	35-120	.291	50-83	.602	120-3.75	79-2.46	73	88	42	97
Rushing	32	160-311	.514	27-48	.562	426-13.31	66-2.46	73	55	45	60
Sims	30	16-53	.301	10-15	.666	42-1.4	15-.50	43	20	45	39
Taylor	24	24-186	.129	51-88	.579	146-6.08	15-.625	34	21	21	17
Totals	32	864-1834	.471	412-633	.650	2307-72.09	937-.292	557	490	377	720

Tougaloo College Women's Basketball Statistics

Player	G	FGM/ATT	PCT	FTM/ATT	PCT	PTS/AVG	REB/AVG	AST	TO	ST	PF
Banks	29	87-232	.375	10-44	.227	194-6.68	108-3.7	30	59	50	40
Ford	29	163-394	.413	84-135	.622	410-14.13	270-9.31	23	67	25	72
Dixon	19	102-157	.649	41-96	.427	245-12.8	190-10	32	45	49	71
Hall	18	25-93	.268	23-59	.389	73-4.05	71-3.94	24	32	16	56
Hallmon	26	36-122	.295	16-33	.484	94-3.6	55-2.1	30	40	27	34
Harrison	15	11-71	.154	7-19	.368	35-2.33	18-1.2	62	30	25	45
Hooker	8	36-92	.391	34-55	.618	106-13.2	86-10.7	17	15	20	32
Johnson	29	60-181	.331	21-45	.466	144-4.9	116-4.0	68	72	90	98
Morton	18	25-126	.198	20-54	.370	80-4.4	77-.427	34	45	32	60
Stewart	23	20-92	.217	36-61	.590	79-3.4	54-2.3	40	67	25	52
Terry	25	19-91	.217	24-36	.666	71-2.84	44-1.8	55	65	24	40
Thompson	29	9-30	.300	10-37	.270	28-.965	40-1.3	86	90	55	45
Totals	29	593-1681	.352	326-674	.483	1559-53.79	1129-38.93	501	627	438	645



William Carey College
 498 Tuscan Avenue
 Hattiesburg, MS 39401-9913
 Hattiesburg Fax #: 601-582-6454
 Gulfport Fax #: 228-897-7131

Nickname: Crusaders, Lady Saders
Colors: Red, White, Black
Enrollment: 2402
President: Dr. Larry Kennedy.

Gulfport

1856 Beach Drive
 Gulfport, MS 39507

New Orleans

3939 Gentilly Blvd.
 New Orleans, LA 70126

Athletic Director

Steve Knight

Phone: 601-582-6415
 Home: 601-268-7039
 Fax: 601-582-6200
 Email: sknight@wmcarey.edu

Assistant Athletic Director

Doug Stovall

Phone: 228-897-7144
 Home: 228-896-6978
 Fax: 228-897-7138
 Email: wccsoccer@msn.com

Coaching Staff:

Men's Basketball

Steve Knight

Phone: 601-582-6415
 Home: 601-268-7039
 Email: sknight@wmcarey.edu

Assistant

Tracy English

Phone: 601-582-6111
 Home: 601-261-2441
 Fax: 601-582-6200
 Email: tenglish@wmcarey.edu

William Carey College

Assistant	LaRon Brumfield Phone: 601-582-6771 Home: 601-261-6916 Fax: 601-582-6200 Email: laron.brumfield@wmcarey.edu
Women's Basketball	Tracy English Phone: 601-582-6111 Home: 601-261-2441 Email: tenglish@wmcarey.edu
Baseball	Bobby Halford Phone: 601-582-6110 Home: 601-264-1550 Fax: 601-582-6200 Email: bobby.halford@wmcarey.edu
Soffball	Joe Garvin Phone: 601-582-6209 Home: 601-264-8536 Email: jgarvin@wmcarey.edu
Men's Soccer	Doug Stovall Phone: 228-897-7144 Home: 228-896-6978 Fax: 228-897-7138 Email: wccsoccer@msn.com
Assistant Graduate Asst. Women's Soccer	Oleg Chichkanov Oleg Baleev Doug Stovall Phone: 228-897-7144 Home: 228-896-6978 Email: wccsoccer@msn.com
Assistant	Oleg Chichkanov

William Carey College**Men's Golf****Student Asst.*****Sports Information/Publicity******Faculty Athletic Representative******Registrar*****Tracy English**

Phone: 601-582-6111

Home: 601-261-2441

Email: tenglish@wmcarey.edu**Frank McCormick****Laron Brumfield**

Phone: 601-582-6771

Home: 601-261-6916

Email: laron.brumfield@wmcarey.edu**Dr. E. Milton Wheeler**

Phone: 601-582-6165

Home: 601-268-3126

Fax: 601-582-6454

Mrs Cathy VanDevender

Phone: 601-582-6195

Home: 228-896-1797

Fax: 601-582-6196

Email: cvandevender@wmcarey.edu

William Carey College Men's Basketball Statistics

Player	G	FGM/ATT	PCT	FTM/ATT	PCT	PTS/AVG	REB/AVG	AST	TO	ST	PF
Revics	34	204-387	.527	160-194	.825	605-17.8	185-5.4	88	85	59	52
Cox	17	102-193	.528	35-52	.673	265-15.6	93-5.5	27	46	34	54
Hartfield	34	119-261	.456	77-96	.802	372-10.9	154-4.5	73	69	32	54
McCrory	33	145-278	.522	39-76	.513	331-10.0	161-4.9	24	73	14	88
Fairley	32	92-193	.477	35-62	.565	236-7.4	177-5.5	29	57	43	84
Conner	31	62-140	.443	21-42	.500	179-5.8	46-1.5	71	61	30	59
Rhodes	34	75-152	.493	9-28	.321	165-4.9	81-2.4	50	49	42	62
Adams	20	36-55	.655	19-25	.760	91-4.6	34-1.7	14	12	9	24
Hodges	32	43-98	.439	27-47	.574	113-3.5	74-2.3	18	44	17	69
Hicks	34	34-78	.436	25-34	.735	113-3.3	38-1.1	70	47	39	31
Jackson	33	17-61	.279	36-50	.720	75-2.3	31-0.9	49	51	19	34
Patterson	15	5-19	.263	12-16	.750	22-1.5	11-0.7	9	5	1	8
Totals	34	934-1915	.488	495-722	.686	2567-75.5	1216-35.8	522	603	339	619

William Carey College Women's Basketball Statistics

Player	G	FGM/ATT	PCT	FTM/ATT	PCT	PTS/AVG	REB/AVG	AST	TO	ST	PF
Sullivan	28	193-333	.580	114-202	.564	500-17.9	282-10.1	19	105	34	64
Cooley	12	45-114	.395	14-24	.583	109-9.1	48-4.0	37	43	16	24
Williams	28	102-216	.472	48-93	.516	252-9.0	197-7.0	10	48	23	81
Tims	28	73-194	.376	47-79	.595	223-8.0	86-3.1	130	127	56	65
Cooper	28	55-140	.393	30-66	.455	140-5.0	112-4.0	12	50	17	48
Bacas	28	45-163	.276	22-48	.458	135-4.8	53-1.9	54	104	22	47
McGehee	28	47-148	.318	23-37	.622	131-4.7	105-3.8	66	63	24	77
Johnson	25	23-62	.371	7-10	.700	66-2.6	25-1.0	17	41	11	15
Fenn	15	14-29	.483	2-4	.500	31-2.1	8-.05	4	12	4	10
Hollingsworth	25	16-57	.281	10-18	.556	42-1.7	50-2.0	5	37	8	30
Bethany	20	13-21	.619	5-11	.455	31-1.6	29-1.5	0	15	5	23
Hartfield	13	9-21	.429	0-1	.000	18-1.4	16-1.2	8	12	2	5
Thomas	7	3-10	.300	3-6	.500	9-1.3	7-1.0	0	4	1	4
Totals	28	638-1508	.423	325-599	.543	1687-60.2	1177-42.0	362	675	223	493



Xavier University of Louisiana

Address: 1 Drexel Drive

New Orleans, LA 70125

Fax #: 504-485-7934

Nickname: Gold Rush, Gold Nuggets

Colors: White and Gold

Enrollment: 3800

President: Dr. Norman C. Francis

Fieldhouse: The Barn (Seats 1200)

Athletic Director

Todd Keller

Phone: 504-483-7330

Home: 504-536-6996

Fax: tkeller@xula.com

Coaching Staff:

Men's Basketball

Dale Valdery

Phone: 504-483-7314

Home: 504-245-0491

Assistant

Dannton Jackson

Phone: 504-483-5448

Home: 504-482-8483

Women's Basketball

Robert Browder

Phone: 504-483-7333

Home: 504-486-3898

Assistant

Darrilyn Broussard

Phone: 504-483-7513

Home: 504-361-1444

Cross Country

(Men and Women)

Steve Kalbaugh

Phone: 504-485-5008

Home: 504-887-0534

Tennis (Men and Women)

TBA

Xavier University***Sports Information/Publicity*****Corwin Murray**

Phone: 504-485-5189

Fax: 504-485-7933

Home: 985-876-1163

Intramural Director**Sterling Steward**

Phone: 504-483-7334

Home: 504-812-9275

Faculty Athletic Representative**Sr. Grace Mary Flickinger**

Phone: 504-483-7526

Home: 504-482-0917

Fax: 504-485-7918

Registrar**Jo Ann Taylor**

Phone: 504-485-7599

Home: 504-482-2239

Xavier University Men's Basketball Statistics

Player	G	FGM/ATT	PCT	FTM/ATT	PCT	PTS/AVG	REB/AVG	AST	TO	ST	PF
Ken. Smith	27	62-132	47.0	26-39	66.7	169-6.3	86-3.2	145	89	86	45
Ker. Smith	28	134-309	43.4	79-125	63.2	367-13.1	73-2.6	108	72	71	57
Harper	7	4-13	30.8	6-6	100.0	10-1.4	3-0.4	4	10	1	4
Denning	26	30-82	36.6	13-20	65.0	85-3.3	18-0.7	14	17	16	19
Egans	28	199-409	48.7	63-89	70.8	520-18.6	92-3.3	56	83	46	65
Taylor	10	16-23	69.6	24-36	66.7	57-5.7	23-2.3	5	10	3	18
Leslie	6	1-5	20.0	0-0	0.00	3-0.5	3-0.5	2	3	0	2
Carter	27	29-83	34.9	7-10	70.0	78-2.9	46-1.7	13	21	11	29
Fuqua	28	56-133	42.1	32-83	38.6	145-5.2	142-5.1	12	33	19	71
Bart-Williams	27	101-161	62.7	37-44	84.1	247-9.1	184-6.8	22	37	42	89
Mickle	27	58-88	65.9	23-41	56.1	139-5.1	97-3.6	10	26	13	45
Stallworth	28	95-174	54.6	65-98	66.3	257-9.2	132-4.7	10	40	36	72
Totals	28	785-1547	50.7	375-591	63.5	2077-74.2	882-32.3	401	441	344	516

Xavier University Women's Basketball Statistics

Player	G	FGM/ATT	PCT	FTM/ATT	PCT	PTS/AVG	REB/AVG	AST	TO	ST	PF
Jones	28	50-161	31.1	43-74	58.1	161-5.8	48-1.7	37	35	37	29
Brown	20	17-68	25.0	16-22	72.7	59-3.0	17-0.9	6	7	11	13
Fleming	29	72-223	32.3	70-103	68.0	237-8.2	92-3.2	56	54	53	63
Sylvester	29	35-102	34.3	14-20	70.0	85-2.9	85-2.9	35	25	21	50
Graham	29	78-196	39.8	31-47	66.0	189-6.5	60-2.1	81	41	99	75
Williams	29	42-135	31.1	66-93	71.0	168-5.8	61-2.1	65	61	84	56
Coleman	28	94-214	43.9	53-85	62.4	250-8.9	109-3.9	43	39	48	32
Ransaw	29	66-148	44.6	16-39	41.0	150-5.2	92-3.2	68	62	67	62
Hamilton	29	29-81	35.8	13-24	54.2	71-2.4	80-2.8	8	22	11	59
Lewis	28	88-218	40.4	51-72	70.8	234-8.4	132-4.7	15	45	29	78
Tucker	29	131-277	47.3	38-60	63.3	303-10.4	168-5.8	23	50	27	54
Muwakkil	22	28-66	42.4	2-3	66.7	58-2.6	40-1.8	0	18	8	32
Black	28	36-91	39.6	30-49	61.2	102-3.6	102-3.6	9	25	6	43
Alexander	25	21-54	38.9	11-19	57.9	53-2.1	36-1.4	3	12	14	34
Miller	19	8-21	38.1	9-16	56.3	25-1.3	24-1.3	1	4	2	6
Totals	29	795-2055	38.7	463-726	63.8	2145-74.0	1149-41.2	450	502	517	686

2000-2001 Men's Basketball Team Statistics GCAC Standings

FINAL REGULAR SEASON STANDINGS Men's Basketball

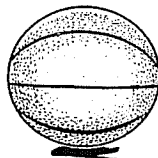
Team	Conference Games			Overall Record		
	W	L	PCT	W	L	PCT
Dillard	13	3	0.813	19	10	0.655
Xavier	13	3	0.813	23	5	0.821
Spring Hill	12	4	0.750	25	6	0.806
William Carey	12	4	0.750	20	12	0.625
Mobile	7	9	0.438	15	14	0.517
SUNO	6	10	0.375	9	13	0.409
Tougaloo	5	11	0.313	10	21	0.323
Loyola	3	13	0.188	4	27	0.129
Talladega	1	15	0.063	1	25	0.038

TEAM SCORING OFFENSE

SCHOOL	W-L	G	POINTS	AVG
Dillard	19-10	29	2312	79.7
SUNO	9-14	20	1564	78.2
William Carey	20-12	32	2439	76.2
Xavier	23-5	26	1962	75.5
Spring Hill	25-6	31	2229	71.9
Mobile	15-14	29	2047	70.6
Tougaloo	9-19	28	1945	69.5
Loyola	4-27	31	1820	58.7

TEAM SCORING DEFENSE

SCHOOL	W-L	G	POINTS	AVG
Xavier	23-5	26	1468	56.5
Spring Hill	25-6	31	1796	57.9
Mobile	15-14	29	1925	66.4
William Carey	20-12	32	2243	70.1
Dillard	19-10	29	2198	75.8
Tougaloo	9-19	28	2183	78.0
Loyola	4-27	31	2427	78.3
SUNO	9-14	20	1626	81.3



TEAM SCORING MARGIN

SCHOOL	W-L	G	OWN POINTS	OPP POINTS	+/-
Xavier	23-5	26	1962	1468	19.00
Spring Hill	25-6	31	2229	1796	13.97
William Carey	20-12	32	2439	2243	6.13
Mobile	15-14	29	2047	1925	4.21
Dillard	19-10	29	2312	2198	3.93
SUNO	9-14	20	1564	1626	-3.10
Tougaloo	9-19	28	1945	2183	-8.50
Loyola	4-27	31	1820	2427	-19.58

TEAM REBOUNDING MARGIN

SCHOOL	G	OWN REB.	OPP REB.	+/-
Dillard	29	1156	923	8.03
Spring Hill	31	1106	899	6.68
Mobile	29	889	737	5.24
William Carey	32	1144	1028	3.63
Xavier	26	838	802	1.38
Tougaloo	28	807	863	-2.00
SUNO	20	609	664	-2.75
Loyola	31	888	1255	-11.84

TEAM FIELD GOAL PERCENTAGE

SCHOOL	G	FGM	FGA	PCT.
Dillard	29	878	1692	.519
Xavier	26	744	1509	.493
William Carey	32	889	1813	.490
Spring Hill	31	758	1586	.478
Mobile	29	723	1524	.474
Tougaloo	28	773	1643	.470
SUNO	20	549	1218	.451
Loyola	31	599	1573	.381

TEAM 3-POINT FIELD GOAL PERCENTAGE

SCHOOL	G	3PT FGM	3PT FGA	PCT.
Mobile	29	185	494	.374
William Carey	32	197	527	.374
SUNO	20	115	311	.370
Dillard	29	102	277	.368
Spring Hill	31	187	509	.367
Xavier	26	130	375	.347
Loyola	31	238	692	.344
Tougaloo	28	154	469	.328

TEAM FREE THROW PERCENTAGE

SCHOOL	G	FTM	FTA	PCT.
Loyola	31	384	541	.710
Spring Hill	31	526	767	.686
William Carey	32	464	680	.682
Mobile	29	416	629	.661
Tougaloo	28	356	542	.657
Xavier	26	351	561	.626
SUNO	20	350	563	.622
Dillard	29	454	765	.593

2000-2001 Men's Basketball Individual Statistics GCAC Standings

INDIVIDUAL SCORING LEADERS (Min. 50% of Team Games Played)

Name	School	Ht.	Year	G	3-Pt FG	Total FG	FT	Points
Nathaniel Bailey	SUNO	5-10	Sr	16	56	154	105	469
Lancelot Loncke	Dillard			27	2	213	127	555
Mack Doby	Loyola	6-3	So	31	115	189	95	588
David Egans	Xavier	6-5	Jr	26	55	184	58	481
Jason Revies	William Carey	6-3	Sr	32	36	196	150	578
Ike Remington	Dillard			28	1	200	99	500
Kermit Smith	Xavier	5-8	Sr	26	19	126	73	344
Tramine Perry	Mobile	6-6	Fr	29	22	151	58	382
Jermaine Rushing	Tougaloo	6-0	Jr	28	71	137	23	368
Shawn McKee	Spring Hill	6-5	So	31	2	150	97	399
Lloyd Savage	Mobile	6-3	Fr	28	54	100	69	323
Cedrick Ward	Dillard			27	44	112	32	300
Tony Younger	Spring Hill	6-6	Jr	31	16	120	80	336
Paul Hartfield	William Carey	6-3	Sr	32	54	111	70	346
Richard Millsap	Spring Hill	6-6	Jr	31	28	109	69	315
Cedric McCrory	William Carey	6-7	Sr	31	2	136	38	312

INDIVIDUAL REBOUNDING LEADERS

Name	School	Ht.	Yr.	G	Rebounds	Avg.
Lancelot Loncke	Dillard			27	352	13.0
Ike Remington	Dillard			28	209	7.5
Worrell Aldridge	SUNO		Sr	20	145	7.3
Chris Bart-Williams	Xavier	6-8	Jr	25	169	6.8
Ian Kincaid	Loyola	6-5	So	29	180	6.2
Robert Moman	Mobile	6-5	Jr	29	180	6.2
Reggie Warren	Spring Hill	6-8	So	28	171	6.1
Richard Millsap	Spring Hill	6-6	Jr	31	189	6.1
Shawn McKee	Spring Hill	6-5	So	31	180	5.8
Tramine Perry	Mobile	6-6	Fr	29	168	5.8
Michael Fairley	William Carey	6-6	Sr	30	161	5.4
Jason Revies	William Carey	6-3	Sr	32	171	5.3
Shawn Joiner	Tougaloo	6-5	So	26	131	5.0

INDIVIDUAL FIELD GOAL PERCENTAGE LEADERS (Min. 5 FG Made Per Game)

Name	School	Ht.	Yr.	G	FGM	FGA	Pct.
Lancelot Loncke	Dillard			27	213	364	.585
Ike Remington	Dillard			28	200	348	.575
Tramine Perry	Mobile	6-6	Fr	29	151	277	.545
Jason Revies	William Carey	6-3	Sr	32	196	374	.524
David Egans	Xavier	6-5	Jr	26	184	381	.483
Nathaniel Bailey	SUNO	5-10	Sr	16	154	358	.430
Mack Doby	Loyola	6-3	So	31	189	471	.401

INDIVIDUAL THREE POINT FIELD GOAL PERCENTAGE (Min. 1.0 made Per Game)

Name	School	Ht.	Yr.	G	3-Pt	3-Pt FGA	Pct.
Cedrick Ward	Dillard		Jr	27	44	96	.458
Paul Hartfield	William Carey	6-3	Sr	32	54	132	.409
Nathaniel Bailey	SUNO	5-10	Sr	16	56	141	.397
Mack Doby	Loyola	6-3	So	31	115	303	.380
Derrick Kibler	Spring Hill			31	42	111	.378
David Egans	Xavier	6-5	Jr	26	55	147	.374
Jason Revies	William Carey	6-3	Sr	32	36	97	.371
Seluynn Palmer	Mobile	6-2	Fr	29	47	128	.367
Lloyd Savage	Mobile	6-3	Fr	29	54	149	.362
Jonathan Hernandez	Loyola	6-0	Fr	31	33	93	.355
Jermaine Rushing	Tougaloo	6-0	Jr	28	71	209	.340
Chris Courtney	Loyola	6-6	So	30	30	94	.319

INDIVIDUAL FREE THROW PERCENTAGE (Min. 2.5 FTM Per Game)

Name	School	Ht.	Yr.	G	FTM	FTA	Pct.
Jason Revies	William Carey	6-3	Sr	32	150	180	.833
Mack Doby	Loyola	6-3	So	31	95	117	.812
Jonathan Hernandez	Loyola	6-0	Fr	31	83	106	.783
Nathaniel Bailey	SUNO	5-10	Sr	16	105	143	.734
Tony Younger	Spring Hill	6-6	Jr	31	80	109	.734
Brian Bowers	Loyola	5-9	Jr	31	88	122	.721
Ike Remington	Dillard			28	99	139	.712
Shawn McKee	Spring Hill	6-5	So	31	97	146	.664
Robert Moman	Mobile	6-6	Jr	29	92	142	.648
Kermit Smith	Savier	5-8	Sr	26	73	116	.629
Robert Harden	Mobile	6-5	Jr	29	74	118	.627
Lancelot Loncke	Dillard			27	127	226	.562

INDIVIDUAL ASSIST LEADERS

Name	School	Ht.	Yr.	G	Assists	Avg.
Kendal Smith	Xavier	5-8	Sr	26	144	5.5
Derrick Mitchell	Tougaloo	5-10	Jr	27	114	4.2
Kermit Smith	Xavier	5-8	Sr	26	103	4.0
Brian Bowers	Loyola	5-9	Jr	31	118	3.8
Z. Williams	Dillard			29	107	3.7
Tony Younger	Spring Hill	6-6	Jr	31	101	3.3
Nathaniel Bailey	SUNO	5-10	Sr	16	51	3.2



GCAC Men's Basketball Season Records



Team Scoring, Seas. Avg., Off.	Wm. Carey, 1989-90, 94.7
Team Scoring, Seas. Avg., Def.	Belhaven, 1981-82, 55.6
Team Scoring, Seas. Avg., Margin	Mobile Col. 1987-88, +18.6
Team FGM, Seas.	Sp. Hill, 1987-88, 1244
Team FG Pct., Seas.	Sp. Hill, 1987-88, .56 (1244/2221)
Team FTM, Seas.	Wm. Carey, 1988-89, 709
Team FT Pct., Seas.	W.C., 1982-83 .757 (433/572)
Team Reb., Seas. Avg., Off.	Wm. Carey, 1989-90, 48.9
Team Reb., Seas. Avg. Def.	Dillard, 1986-87, 41.5
.....	Wm. Carey, 1994-96, 41.5
Team Reb. Seas. Avg., Margin	Wm. Carey, 1989-90, +10.4
Team Three Point FG, Total Seas.	Wm. Carey, 1994-95, 315
Team Three Point FG, Seas. Pct.	SUNO, 1987-88, .435 (85-195)
Most Wins, Team, Seas.	Mobile, 1993-94, 32
Team Three Point FG, Seas. Pct.	SUNO, 1987-88, .435 (85-195)
Most Wins, Team, Seas.	Mobile, 1993-94, 32
Individual Scoring, Seas., Total Pts	Gray, Wm. Carey, 1985-86, 773
Individual Scoring, Seas., Game Avg.	Jones, Dillard, 1988-89, 26.0
FG Shooting, Total Made, Seas.	Jones, Dillard, 1988-89, 297
FG Shooting, Seas., Pct.	Gullet, Xavier, 1981-82, 67 (118/174)
FT Shooting, Total Made, Seas.	Woody, Wm. Carey, 1984-85, 189
.....	Gray, Wm. Carey, 1985-86., 189
FT Shooting, Seas. Pct.	Ford, W. C., 1997-1998, .889 (144-162)
.....	Hamilton, L.C., 1984-85 .886 (62-70)
Individual Reb., Seas., Total	Cooper, Wm. Carey, 1983-84, 346
Individual Reb., Seas., Game Avg.	Bentley, Tougaloo, 1996-97, 13.4
Assists. Total, Seas.	Nelson, Spring Hill, 1987-88, 279
Assists, Seas., Game Avg.	Nelson, Spring Hill, 1987-88. 6.9
Three Point FG, Seas., Total	Dexter Pugh, WC, 1996-97, 125
Three Point FG, Seas. Pct.	Clemons, Mobile, 1993-4, .537 (22-41)
Team Record, Best Pct.	Mobile, 1993-94, .941 (32-2)

Men's Basketball Season Records, Continued

Individual Scoring Seas. Total Pts.	Gray, Wm Carey, 1989-90, 773
Individual Scoring Seas. Game Avg.	Jones, Dillard, 1988-89, 26.0
FG Shooting, Total Made, Seas.	Jones, Dillard, 1988-89, 297
FG Shooting, Seas., Pct.	Gullet, Xavier, 1981-82, .678 (118/174)
FT Shooting, Total Made, Seas.	Woody, Wm. Carey, 1984-85, 189
.....	Gray, Wm. Carey, 1985-86., 189
FT Shooting, Seas. Pct.	Hamilton, LC, 1984-85 .886 (62-70)
.....	Ford, WC, 1997-98 .889 (144-162)
Individual Reb., Seas., Total	Cooper, Wm. Carey, 1983-84, 346
Individual Reb., Seas., Game Avg.	Bentley, Tougaloo, 1996-97, 13.4
Assists. Total, Seas.	Nelson, Spring Hill, 1987-88, 279
Assists, Seas., Game Avg.	Nelson, Spring Hill, 1987-88. 6.9
Three Point FG, Seas., Total	Dexter Pugh, WC, 1996-97, 125
Three Point FG, Seas. Pct.	Clemons, UOM, 1993-4, .537 (22-41)
Team Record, Best Pct.	Mobile, 1993-94, .941 (32-2)

GCAC Men's Basketball Game Records

Individual

Most Points Scored	42 Steve Magee, LC vs Belhaven, 1/6/1997
Most FGA	31 Juan Mercier, Xavier vs Belhaven, 2/14/1987
Most FGM	17 Eugene Johnson, Wm. Carey, 2/12/1982
Most FTA	21 Juan Mericer, Xavier vs La Col., 1/19/1987
Most FTM	17 Tony Woody, Wm. Carey vs Dillard, 1/14/1985
Most 3 pt. FGA	17 Barry Johnson, Dillard vs Tougaloo, 1/21/1989
Most 3 pt. FGM	10 Francisco Hardy, Wm. Carey vs Toug., 1/24/1991
Most Rebounds	22 Zac Cooper, Wm. Carey vs Sp. Hill, 2/12/1983
Most Assists	19 Derrick Collins, Xavier vs Sp. Hill, 2/3/1986
Most Steals	8 Leslie McClinton, Wm Carey vs Sp. Hill, 1/29/1990
.....	8 Dennis Powell, UM vs Xavier, 1/21/1993
Most Blocked Shots	9 John Laird, W.C. vs Tougaloo 2/2/1999

Team Single Game

Most Points Scored	132 Wm. Carey vs SUNO, Feb 23, 1989
.....	132 Belhaven vs SUNO, Feb 16, 1991
Fewest Points Scored	31 Tougaloo vs Mobile, Jan 21, 1993
Most FGA	94 Wm. Carey vs Spring Hill, Feb 27, 1984
Most FGM	49 Wm. Carey vs Xavier, Feb 17, 1990
Most FTA	56 Spring Hill vs Dillard, March 7, 1997
Most FTM	41 Spring Hill vs Dillard, March 7, 1997
Most 3 Pt. FGA	36 Wm. Carey vs Tougaloo, Feb 6, 1995
Most 3 PT. FGM	16 LC vs Belhaven, Jan 6, 1997
Most Rebounds	69 Wm. Carey vs Xavier, Feb 17, 1990
Most Assists	38 Wm. Carey vs SUNO, Feb 23, 1989
Most Pts., Losing Game	123 SUNO vs Belhaven, Feb 16, 1991
Fewest Pts. Winning Gm	51 Dillard vs Belhaven, Jan 26, 1984
Most Pts, Both Teams	255 Belhaven vs SUNO, Feb 16, 1991
Fewest Pts, Both Teams	97 Belhaven vs Xavier, Jan 21, 1982
Highest Field Goal %	70.0 Spring Hill vs SUNO, Jan 11, 1993
Lowest Field Goal %	29.5 Xavier vs Wm. Carey, Feb 10, 1996
Highest FG % Both Teams	64.0 Wm. Carey vs Tougaloo, Mar 3, 1995
Lowest FG % Both Teams	33.3 Wm. Carey vs Mobile, Jan 18, 1994

2000-2001 GCAC Men's Basketball All-Conference Team

	<u>Name</u>	<u>School</u>
1.	Lance Lonke	Dillard
2.	Ike Remington	Dillard
3.	Nathaniel Bailey	SUNO
4.	Jason Revies	William Carey
5.	David Egans	Xavier
6.	Kermit Smith	Xavier
7.	William Doby	Loyola
8.	Lloyd Savage	Mobile
9.	Tony Younger	Spring Hill
10.	Jermaine Rushing	Tougaloo
11.	Tramine Perry	Mobile
12.	Shawn McKee	Spring Hill
13.	Richard Millsap	Spring Hill
14.	Paul Hartfield	William Carey
15.	Michael Fairley	William Carey
16.	Kendal Smith	Xavier

***Player of the Year:* Lance Lonke – Dillard**

***Newcomer of the Year:* David Egans – Xavier**

***Freshman of the Year:* Tramine Perry – Mobile**

***Co-Coach of the Year:* Billy Ray Hobley – Dillard
Dale Valdery – Xavier**

2000-2001 GCAC Women's Basketball All-Conference Team

<u>Name</u>	<u>School</u>
1. Theresa Samuels	Dillard
2. Edmarie Lumbsley	Mobile
3. LaToya Baker	Spring Hill
4. Jessica Wendolek	Spring Hill
5. Christina Ford	Tougaloo
6. Nikki Dismuke	SUNO
7. Melissa Threadgill	SUNO
8. Stacey Sullivan	William Carey
9. Jacquelyn Tucker	Xavier
10. Kiavanna Johnson	Dillard
11. Jessica Brown	Dillard
12. Desirie Christian	Mobile
13. Porsha Tims	William Carey
14. Julie Chastant	Loyola
15. Alishean Graham	Xavier

***Player of the Year:* Stacey Sullivan – William Carey**

***Newcomer of the Year:* Edmarie Lumbsley – Mobile**

***Freshman of the Year:* Jacquelyn Tucker – Xavier**

***Coach of the Year:* Mark Cook – Dillard**

2000-2001 Women's Basketball Team Statistics GCAC Standings

FINAL REGULAR SEASON STANDINGS Women's Basketball

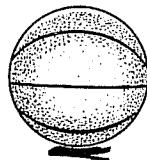
Team	Conference Games			Overall Record		
	W	L	PCT	W	L	PCT
Xavier	14	2	.875	24	4	.857
Dillard	14	2	.875	20	7	.741
SUNO	11	5	.688	18	6	.750
Mobile	11	5	.688	12	13	.480
Spring Hill	7	9	.438	12	19	.387
Talladega	5	11	.313	10	16	.385
William Carey	4	12	.250	10	17	.370
Tougaloo	3	13	.188	9	22	.290
Loyola	3	13	.188	4	25	.138

TEAM SCORING OFFENSE

SCHOOL	W-L	G	POINTS	AVG
SUNO	18-6	22	1715	78.0
Xavier	24-4	27	2033	75.3
Mobile	12-13	25	1637	65.5
Dillard	20-7	27	1744	64.6
Spring Hill	12-19	31	1909	61.6
William Carey	10-17	27	1648	61.0
Loyola	4-22	26	1422	54.7
Tougaloo	9-19	26	1399	53.8

TEAM SCORING DEFENSE

SCHOOL	W-L	G	POINTS	AVG
Xavier	24-4	27	1438	53.3
Dillard	20-7	27	1473	54.6
Mobile	12-13	25	1529	61.2
SUNO	18-6	22	1373	62.4
Spring Hill	12-19	31	1971	63.6
William Carey	10-17	27	1758	65.1
Tougaloo	9-19	26	1825	70.2
Loyola	4-22	26	1996	76.8



TEAM SCORING MARGIN

SCHOOL	W-L	G	OWN POINTS	OPP POINTS	+/-
Xavier	24-4	27	2033	1438	22.04
SUNO	18-6	22	1715	1373	15.55
Dillard	20-7	27	1744	1473	10.04
Mobile	12-13	25	1637	1529	4.32
Spring Hill	12-19	31	1909	1971	-2.00
William Carey	10-17	27	1648	1758	-4.07
Tougaloo	9-19	26	1399	1825	-16.38
Loyola	4-22	26	1422	1996	-22.08

TEAM REBOUNDING MARGIN

SCHOOL	G	OWN REB.	OPP REB.	+/-
SUNO	22	881	725	7.09
Mobile	25	960	853	4.28
William Carey	27	1136	1033	3.81
Dillard	27	1028	975	1.96
Xavier	27	1085	1034	1.89
Tougaloo	26	1031	1063	-1.23
Spring Hill	31	1096	1200	-3.35
Loyola	26	863	1033	-6.54

TEAM FIELD GOAL PERCENTAGE

SCHOOL	G	FGM	FGA	PCT.
SUNO	22	632	1373	.460
William Carey	27	625	1456	.429
Mobile	25	617	1447	.426
Spring Hill	31	676	1596	.424
Dillard	27	663	1596	.415
Loyola	26	506	1286	.393
Xavier	27	757	1928	.393
Tougaloo	26	527	1511	.349

TEAM 3-POINT FIELD GOAL PERCENTAGE

SCHOOL	G	3PT FGM	3PT FGA	PCT.
Mobile	25	68	209	.325
Spring Hill	31	109	336	.324
Dillard	27	57	182	.313
SUNO	22	50	162	.309
William Carey	27	84	287	.293
Loyola	26	77	275	.280
Xavier	27	82	332	.247
Tougaloo	26	39	182	.214

TEAM FREE THROW PERCENTAGE

SCHOOL	G	FTM	FTA	PCT.
Spring Hill	31	448	613	.731
Mobile	25	335	471	.711
SUNO	22	409	607	.674
Loyola	26	333	519	.642
Xavier	27	437	687	.636
Dillard	27	361	622	.580
William Carey	27	314	583	.539
Tougaloo	26	304	634	.479

2000-2001 Women's Basketball Individual Statistics GCAC Standings

INDIVIDUAL SCORING LEADERS (Min. 50% of Team Games Played)

Name	School	Ht.	Year	G	3-Pt FG	Total FG	FT	Points
Stacey Sullivan	William Carey	6-1	Sr	27	0	189	109	487
Melissa Threadgill	SUNO	5-11	Sr	22	0	133	90	356
Desiree Christen	Mobile	5-7	Jr	25	0	155	81	391
Jessica Wendolek	Spring Hill	5-8	Sr	31	31	172	102	477
LaToya Baker	Spring Hill	5-11	So	31	7	176	81	440
Christina Ford	Tougaloo	5-7	Fr	26	0	139	75	353
Edmarie Lumbsley	Mobile	6-6	Jr	25	0	140	58	338
Jessica Brown	Dillard			27	0	149	57	355
Carlee White	Loyola	6-1	Fr	26	0	141	55	337
Theresa Samuels	Dillard			27	19	133	54	339
Nikki Dismuke	SUNO	5-10	Sr	21	11	97	58	263
Kiavonna Johnson	Dillard			27	7	120	65	312
Julie Chastant	Loyola	6-0	So	26	42	104	48	298
Jackie Tucker	Xavier	5-10	Fr	27	3	126	36	291

INDIVIDUAL REBOUNDING LEADERS

Name	School	Ht.	Yr.	G	Rebounds	Avg.
Melissa Threadgill	SUNO	5-11	Sr	22	254	11.5
Edmarie Lumbsley	Mobile	6-6	Jr	25	248	9.9
Stacey Sullivan	William Carey	6-1	Sr	27	266	9.9
Christina Ford	Tougaloo	5-7	Fr	26	239	9.2
LaToya Baker	Spring Hill	5-11	So	31	250	8.1
Charissa Williams	William Carey	6-0	Sr	27	196	7.3
Desiree' Christian	Mobile	5-7	Jr	25	176	7.0
Autumn Johnson	SUNO	6-3	Jr	19	131	6.9
Carlee White	Loyola	6-1	Fr	26	177	6.8
Jessica Brown	Dillard			27	180	6.7
Jackie Tucker	Xavier	5-10	Fr	27	160	5.9
Erica Rodriguez	Dillard			21	123	5.9
Kiavonna Johnson	Dillard			27	155	5.7
Julie Chastant	Loyola	6-0	So	26	145	5.6

INDIVIDUAL FIELD GOAL PERCENTAGE LEADERS (Min. 5 FG Made Per Game)

Name	School	Ht.	Yr.	G	FGM	FGA	Pct.
Stacey Sullivan	William Carey	6-1	Sr	27	189	325	.582
Edmarie Lumbsley	Mobile	6-6	Jr	25	140	249	.562
Jessica Brown	Dillard			27	149	274	.544
Carlee White	Loyola	6-1	Fr	26	141	277	.509
LaToya Baker	Spring Hill	5-11	So	31	176	351	.501
Jackie Tucker	Xavier	5-10	Fr	27	126	258	.488
Melissa Threadgill	SUNO	5-11	Sr	22	133	284	.468
Jessica Wendolek	Spring Hill	5-8	Sr	31	172	380	.453
Desiree Christen	Mobile	5-7	Jr	25	155	344	.451

INDIVIDUAL THREE POINT FIELD GOAL PERCENTAGE (Min. 1.0 Made Per Game)

Name	School	Ht.	Yr.	G	3-Pt FGM	3-Pt FGA	Pct.
Latrisha Nixon	SUNO	5-5	Sr	22	24	55	.436
Jessica Wendolek	Spring Hill	5-11	Sr	31	31	80	.388
Porsha Tims	William Carey	5-7	Sr	27	29	82	.354
Julie Chastant	Loyola	6-0	So	26	42	137	.307

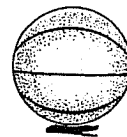
INDIVIDUAL FREE THROW PERCENTAGE (Min. 2.5 FTM Per Game)

Name	School	Ht.	Yr.	G	FTM	FTA	Pct.
Jessica Wendolek	Spring Hill	5-8	Sr	31	102	126	.810
Tamera Tilley	Spring Hill	5-9	Fr	31	80	104	.769
LaToya Baker	Spring Hill	5-11	So	31	81	112	.723
Nathalie Boffy	Loyola	5-8	Fr	22	76	106	.717
Desiree Christen	Mobile	5-7	Jr	25	81	117	.692
Melissa Threadgill	SUNO	5-11	Sr	22	90	134	.672

INDIVIDUAL ASSIST LEADERS

Name	School	Ht.	Yr.	G	Assists	Avg.
Porsha Tims	William Carey	5-7	Sr	27	130	4.8
Kiavonna Johnson	Dillard			27	118	4.4
Tamara Tilley	Spring Hill	5-9	Fr	31	133	4.3
Melissa Threadgill	SUNO	5-11	Sr	22	67	3.0

GCAC Women's Basketball Season Records (through 1999-2000 season)



Team Scoring, Avg. Off.	SUNO, 1999-2000, 89.5
Team Scoring, Seas. Avg. Def.	La. College, 1982-83, 57.0
Team Scoring, Seas. Avg. Margin	SUNO, 1999-2000, +25.12
Team FGM, Seas.	La. College, 1985-86, 1181
Team FG Pct., Seas.	Wm. Carey, 1986-87 .527 (895-1697)
Team FTM, Seas.	Spring Hill, 1994-95, 540 1995-96, 540
Team FT Pct., Seas.	La. College, 1988-89, .762 (502/659)
Team Reb., Seas. Avg., Off.	Dillard, 1983-84, 45.4
Team Reb., Seas. Avg. Def.	Belhaven, 1982-83, 50.0
Team Reb., Seas. Avg. Margin	Dillard, 1983-84, +14.5
Team Three Point FG, Total Seas.	La. College, 1996-97, 144
Team Three Point FG, Seas. Pct.	Belhaven, 1988-89, .449
Most Wins, Team, Seas.	La. College, 1985-86, 31
Individual Scoring, Seas., Total Points	Jones, TA., Wm. Carey, 1992-93, 923
Individual Scoring, Seas., Game Avg.	McCullon, Wm. Carey, 1986-87, 32.1
FG Shooting, Total Made, Seas.	Jones, Ta. Wm. Carey, 1992-93, 373
FG Shooting, Seas. Pct.	Beasley, W.C., 1982-83, .642 (217/338)
FT Shooting, Total Made, Seas.	Joseph, La. College, 1985-86, 192
FT Shooting, Seas. Pct.	Ford, WC 1997-98, 889(144-162)
Individual Reb., Seas., Game Avg.	Franklin, Dillard, 1984-85, 17.2
Assists, Total, Seas.	Joseph, La. College, 1985-86, 283
Assists, Seas., Game Avg.	Young, Wm. Carey, 1986-87, 10.1
Three Point FG, Seas., Total	Johnson, La. College, 1987-88, 84
Three Point FG, Seas. Pct.	Barnes, Belhaven, 1988-89, .562 (54-56)
Team Record, Best Pct.	La. College, 1985-86, .912 (31-3)



GCAC Women's Game Records

Individual

Most Points Scored	50 - Demetria Lang, Xavier vs SUNO, 2/10/1987
Most Field Goals Attempted	30 - Demetria Lang, Xavier vs SUNO, 2/10/1987
Most Field Goals Made	22 - Demetria Lang, Xavier vs SUNO, 2/10/1987
Most Free Throws Attempted	20 - Tommie Beasley, W.C. vs Dillard, 2/13/1984
Most Free Throws Made	16 - Debbie Watts, LA Col. vs Mobile Col., 1/28/1989
Most Three Point FG Attempted ...	13 - Debra Johnson, LA Col. vs Tougaloo, 2/ 22/1988
Most Three Point FG Made	10 - Staci Agee, W.C. vs Mobile 2/21/1994
Most Rebounds	22 - Demetria Lang, Xavier vs Spring Hill, 2/16/ 1987
Most Assists	18 - Angel Young, W.C. vs Tougaloo, 2/8/1993
Most Steals	12 - Wanda McDonald, Belhaven vs SUNO
Most Blocked Shots	5 - Donmeka Martin, Spring Hill vs Belhaven, 1/20/1996
.....	5 - Donmeka Martin, Spring Hill vs Loyola, 1/16/1997
.....	5 - Donmeka Martin, Spring Hill vs Belhaven, 1/30/
.....	5 - Donmeka Martin, Spring Hill vs Tougaloo, 2/ 7/1997
.....	5 - Ellie Ramey, Spring Hill vs Loyola, 1/25/1996

Team Single Game

Most Points Scored	123 - SUNO vs Talladega, Dec. 16, 1999
Fewest Points Scored	31- Tougaloo vs Mobile, Jan 21, 1993
Most Field Goals Attempted	101- Xavier vs Tougaloo, Feb 1, 1993
Most Field Goals Made	50- Wm. Carey vs Tougaloo, Feb 8, 1993
Most Free Throws Made	33- SUNO vs Mobile Jan 27,1989
Most Three Point FG Attempted	29- Wm. Carey vs LA. Col., March 6, 1998
Most Three Point FG Made	10 - Wm. Carey vs Tougaloo, Feb 8, 1993
Most Rebounds	74 - Xavier vs Tougaloo, Feb 1, 1993
Most Assists	39- Wm. Carey vs Tougaloo, Feb 8,1993
Most Points, Losing Game	98- LA Col. vs SUNO, Feb 13, 1989
Fewest Points, Winning Game	50 - Spring Hill vs Belhaven, Dec 8, 1982
Most Points, Both Teams	206 - SUNO vs LA. Col., Feb 13, 1989
Fewest Points, Both Teams	94 - Sp Hill vs Belhaven, Dec 8, 1982
.....	94 - Xavier vs Belhaven, Feb 18,1984
Highest Field Goal %	75.0 - W.C. vs Dillard, Feb 7, 1987
Lowest Field Goal %	18.4 - Tougaloo vs Mobile, Feb 8, 1992
Highest FG % Both Teams	60.0 - W.C. vs Dillard, Feb 7, 1987
Lowest FG % Both Teams	33.3 - LA. Col. vs W.C., Feb 24,1990

GCAC Basketball Schedule 2002

Saturday, January 5

Mobile @ SUNO
Talladega @ Dillard
Xavier @ William Carey
Loyola @ Spring Hill

Monday, January 7

Talladega @ Xavier
William Carey @ Tougaloo
Spring Hill @ Dillard

Thursday, January 10

Spring Hill @ Talladega
Dillard @ Mobile
SUNO @ William Carey

Saturday, January 12

William Carey @ Talladega
Mobile @ Tougaloo
Dillard @ Loyola
SUNO @ Spring Hill

Monday, January 14

SUNO @ Dillard
Loyola @ Mobile
Spring Hill @ Tougaloo

Thursday, January 17

Talladega @ Loyola
Xavier @ Mobile
Dillard @ William Carey

Saturday, January 19

Talladega @ SUNO
Spring Hill @ Xavier
William Carey @ Mobile
Tougaloo @ Loyola

Thursday, January 24

Tougaloo @ SUNO
Mobile @ Talladega
Loyola @ Xavier

Saturday, January 26

Xavier @ Dillard
Mobile @ Spring Hill
Tougaloo @ Talladega
Loyola @ William Carey

Monday, January 28

William Carey @ Spring Hill
Xavier @ SUNO
Dillard @ Tougaloo

Thursday, January 31

Tougaloo @ Xavier
SUNO @ Loyola
Talladega @ William Carey

Saturday, February 2

Mobile @ Dillard
Loyola @ Tougaloo
SUNO @ Talladega
William Carey @ Xavier

Monday, February 4

Xavier @ Talladega
Tougaloo @ Dillard
Spring Hill @ Loyola

Thursday, February 7

William Carey @ Dillard
SUNO @ Xavier

Friday, February 8

Tougaloo @ Spring Hill
Talladega @ Mobile

Saturday, February 9

Tougaloo @ Mobile
Talladega @ Spring Hill
William Carey @ Loyola
Dillard @ SUNO

Thursday, February 14

Spring Hill @ SUNO
Mobile @ William Carey
Xavier @ Loyola
Dillard @ Talladega

Saturday, February 16

Talladega @ Tougaloo
Mobile @ Xavier
Spring Hill @ William Carey
Loyola @ SUNO

Monday, February 18

SUNO @ Mobile
Tougaloo @ William Carey
Loyola @ Dillard
Xavier @ Spring Hill

Thursday, February 21

Mobile @ Loyola
Dillard @ Spring Hill
Xavier @ Tougaloo
William Carey @ SUNO

Saturday, February 23

Dillard @ Xavier
SUNO @ Tougaloo
Spring Hill @ Mobile
Loyola @ Talladega

Tournament: February 27 - March 2

GCAC Baseball Schedule 2002

Feb 15-16:

Talladega @ Loyola
W. Carey @ Mobile
LSU-S @ Spring Hill

Feb 22-23:

Mobile @ Loyola
Spring Hill @ W. Carey
Talladega @ LSU-S

Mar 1-2:

Loyola @ Spring Hill
Mobile @ Talladega
LSU-S @ W. Carey

Mar 8-9:

LSU-S @ Mobile
Spring Hill @ Talladega
W. Carey @ Loyola

Mar 15-16:

Loyola @ LSU-S
W. Carey @ Talladega
Spring Hill @ Mobile

Mar 22-23:

Loyola @ Talladega
Mobile @ W. Carey
Spring Hill @ LSU-S

Apr 5-6:

Loyola @ Mobile
W. Carey @ Spring Hill
LSU-S @ Talladega

Apr 12-13:

Spring Hill @ Loyola
W. Carey @ LSU-S
Talladega @ Mobile

Apr 19-20:

Mobile @ LSU-S
Talladega @ Spring Hill
Loyola @ W. Carey

Apr 26-27:

LSU-S @ Loyola
Talladega @ W. Carey
Mobile # Spring Hill

Tournament: May 1-3

LSU-S Baseball Statistics

Player	Avg	G	AB	R	H	2B	3B	HR	RBI	BB	HBP	SO	SB	PO	A	E
Carroway	.442	57	190	55	84	24	1	8	55	29	9	19	17	116	2	1
McGimsey	.441	16	34	11	15	4	0	1	15	4	0	4	0	6	16	5
Boruch	.350	49	143	16	50	16	1	3	34	18	7	12	1	176	27	5
Arishenko	.329	45	149	39	49	11	0	4	29	19	8	30	5	34	89	17
Moraes	.327	53	168	41	55	14	0	6	53	24	14	31	3	399	19	5
Burkeff	.327	40	110	22	36	5	1	1	23	11	3	11	1	67	97	7
Baker	.317	45	126	26	40	7	1	0	20	19	0	24	5	58	4	2
Reynolds	.308	30	78	12	24	7	0	3	21	8	3	18	0	0	2	1
Dotson	.307	46	140	29	43	7	3	0	21	13	4	26	7	23	83	7
Cantwell	.301	51	143	35	43	6	2	0	26	25	4	26	14	58	4	3
Gray	.282	45	71	30	20	5	0	0	11	17	2	18	5	28	81	12
McCormic	.263	15	19	4	5	1	0	0	2	3	0	7	2	10	1	1
Moff	.253	47	95	29	24	4	0	1	18	5	4	22	11	47	0	1
Tanner	.239	39	88	15	21	3	1	1	17	13	6	19	4	41	0	1
Person	.176	18	17	7	3	0	0	0	2	6	3	4	0	35	3	1
Fontenot	.167	28	72	13	12	2	0	0	8	9	1	10	4	47	49	3
Angelette	.147	19	34	3	5	0	0	0	2	8	3	9	0	64	7	2
Stevens	.000	2	0	0	0	0	0	0	0	0	0	0	0	4	17	2
Bowker	.000	1	0	0	0	0	0	0	0	0	0	0	0	7	13	4
Totals	.315	57	1677	387	529	116	10	28	357	231	71	290	79	1238	564	91

Player	ERA	W-L	APP	GS	CG	IP	H	R	ER	BB	SO	BK	B/AVG	HBP
Peyton	2.57	3-4	18	2	0	42.0	46	21	12	13	20	0	.289	3
Heineman	3.14	1-1	10	0	0	14.1	18	13	5	3	12	0	.286	4
Lewis	3.27	0-0	8	0	0	11.0	11	8	4	2	1	0	.268	0
Bowker	3.44	3-4	11	9	1	52.1	56	33	20	14	31	0	.265	0
Stevens	4.29	4-3	19	7	3	56.2	58	29	27	22	40	0	.262	3
Doiron	4.84	2-2	15	9	0	48.1	60	37	26	18	18	0	.311	3
Jordan	5.40	1-1	11	3	0	21.2	29	16	13	4	13	1	.315	0
Soto	5.74	7-4	17	15	4	69.0	89	58	44	30	38	1	.316	8
Whatley	7.81	4-6	20	5	1	53.0	77	55	46	25	48	2	.333	7
Bonnar	8.47	4-3	12	7	0	39.1	45	40	37	23	32	0	.287	5
Reynolds	14.40	0-0	4	0	0	5.0	11	8	8	3	2	1	.440	0
Totals	5.28	29-28	57	57	9	412.2	500	308	242	157	255	5	.299	33

Loyola University Baseball Statistics

Player	Avg	G	AB	R	H	2B	3B	HR	RBI	BB	HBP	SO	SB	PO	A	E
McNeice	.400	15	5	6	2	1	0	0	2	0	3	1	1	1	0	1
Robinson	.377	61	207	44	78	17	4	5	65	19	6	22	7	94	5	3
Neil	.376	59	194	50	73	17	4	5	42	26	9	42	5	394	16	5
Benton	.375	14	16	6	6	0	0	0	5	5	1	2	1	5	13	4
Schenck	.356	32	59	5	21	3	0	1	10	3	1	12	0	35	28	2
Daigle	.352	57	193	50	68	8	2	1	23	32	5	17	4	118	128	5
Moity	.347	56	147	34	51	7	1	2	19	14	3	30	9	100	1	2
Western	.343	42	102	24	35	5	0	1	17	12	3	6	2	18	52	2
VanHaverbe	.288	58	156	15	45	16	0	5	36	19	10	37	0	134	12	9
Quates	.284	40	88	19	25	3	0	1	10	12	3	22	2	21	49	11
Scaglione	.284	42	81	11	23	4	0	0	11	7	5	16	0	17	33	15
Gremillion	.277	60	188	41	52	10	3	4	26	33	2	65	13	93	5	6
Jurisich	.275	38	80	14	22	4	0	2	18	18	1	15	0	1	1	2
Coombs	.268	45	41	6	11	1	0	1	2	5	0	16	1	120	21	10
Stouder	.230	57	204	36	47	15	1	11	48	10	3	56	0	74	119	30
Biguenet	.167	19	24	4	4	0	0	0	6	2	3	4	0	33	5	1
Dorcey	.143	45	35	17	5	0	0	0	3	4	0	8	8	24	0	1
Showalter	.133	11	15	3	2	0	0	1	4	4	0	6	0	18	13	2
Quintero	.000	4	4	1	0	0	0	0	1	2	1	2	0	3	4	2
Gomez	.000	4	1	4	0	0	0	0	0	3	0	0	0	2	0	1
Mahoney	.000	1	0	0	0	0	0	0	0	0	0	0	0	0	4	2
Bass	.000	1	0	0	0	0	0	0	0	0	0	0	0	0	0	0
Kirkconnel	.000	3	0	0	0	0	0	0	0	0	0	0	0	0	3	0
Totals	.310	61	1840	390	570	111	15	40	348	230	59	379	53	1310	531	120

Player	ERA	W-L	APP	GS	CG	IP	H	R	ER	BB	SO	BK	B/AVG	HBP
Gremillion	4.24	0-1	17	1	0	17.0	14	9	8	7	18	1	.219	9
Western	4.80	2-5	9	8	4	50.2	58	39	27	13	36	0	.270	0
Bauer	4.91	0-0	4	0	0	3.2	4	3	2	3	3	0	.267	0
Showalter	4.93	7-4	21	17	3	84.0	106	53	46	20	39	0	.306	10
Dantin	5.40	3-1	21	0	0	21.2	12	19	13	24	20	0	.167	3
Schenck	5.92	8-8	24	19	5	106.1	120	84	70	35	67	1	.282	13
Gaudin	6.82	2-2	25	0	0	30.1	46	29	23	15	11	0	.346	5
Mahoney	6.82	1-3	14	5	1	30.1	44	35	23	15	18	1	.331	8
Moore	7.77	2-4	19	8	0	44.0	79	54	38	13	14	0	.389	3
Bouferie	8.05	3-3	27	2	0	38.0	62	44	34	9	35	1	.354	3
Coombs	9.00	0-0	4	0	0	4.0	5	7	4	7	3	0	.313	0
Stouder	9.00	0-1	1	0	0	1.0	3	2	1	0	1	0	.500	0
Jurisich	18.56	0-0	4	1	0	5.1	9	13	11	8	3	0	.360	1
Knuth	81.00	0-0	1	0	0	0.1	3	3	3	0	0	0	.750	0
Totals	6.18	28-32	61	61	13	436.2	565	394	300	169	258	4	.308	55

University of Mobile Baseball Statistics

Player	Avg	G	AB	R	H	2B	3B	HR	RBI	BB	HBP	SO	SB	PO	A	E
Kirksey	.500	4	4	1	2	0	0	0	1	0	0	1	1	0	0	0
White	.357	59	230	52	82	9	5	0	34	19	3	16	27	91	73	6
Parker	.342	58	193	49	66	17	3	8	50	14	11	20	32	89	54	14
Blanchard	.337	59	193	46	65	18	2	7	34	21	5	44	27	128	4	4
Eubanks	.333	31	3	17	1	0	0	0	0	0	0	1	2	0	0	0
Sims	.326	47	144	21	47	12	2	4	29	8	4	20	0	115	23	4
Driver	.316	53	158	18	50	10	0	6	38	16	7	21	2	262	25	6
Luker	.316	52	152	21	48	9	1	0	23	23	7	22	3	40	102	17
Schach	.311	42	103	18	32	8	1	3	25	10	3	18	1	122	11	1
Brazell	.307	52	153	25	47	15	1	2	39	14	8	22	2	301	20	2
Sermon	.294	56	160	26	47	9	0	7	28	5	4	31	3	85	3	2
Naugle	.286	5	7	1	2	1	0	0	0	0	0	2	0	1	0	0
Claudio	.284	36	116	16	33	3	0	0	10	8	2	9	0	52	96	8
Blackerby	.263	40	118	21	31	2	2	1	24	7	5	19	1	15	59	11
Boyington	.240	27	25	11	6	0	1	0	2	3	2	7	0	4	0	0
Huckabee	.091	46	11	24	1	0	0	0	2	1	1	4	6	10	0	0
Barrow	.000	1	0	0	0	0	0	0	0	0	0	0	0	1	3	0
Fillingim	.000	2	0	0	0	0	0	0	0	0	0	0	0	0	3	0
Totals	.316	59	1770	367	560	113	18	38	339	149	62	257	107	1337	536	81

Player	ERA	W-L	APP	GS	CG	IP	H	R	ER	BB	SO	BK	B/AVG	HBP
Jacobs	0.00	0-0	1	0	0	1.0	0	0	0	0	0	0	.000	1
Barrow	1.72	0-2	5	3	0	15.2	19	10	3	2	11	0	.288	1
Melancon	2.47	14-1	17	17	9	123.2	101	43	34	28	129	0	.221	3
Payne	2.89	1-1	7	1	1	18.2	12	11	6	16	20	0	.197	0
Blanchard	3.00	4-1	17	0	0	21.0	16	7	7	7	20	0	.213	3
Millstead	3.98	8-6	17	14	3	92.2	85	52	41	26	67	0	.235	2
Sparks	4.38	6-3	16	12	0	61.2	75	36	30	25	38	1	.295	4
Powell	4.88	4-1	22	5	1	55.1	66	31	30	20	44	0	.296	5
Parker	6.13	4-1	16	4	2	47.0	53	38	32	18	29	0	.275	3
Fillingim	8.31	0-2	4	3	0	8.2	13	11	8	6	6	0	.333	7
Howard	81.00	0-0	1	0	0	0.1	2	4	3	1	0	0	.500	0
Totals	3.92	41-18	59	59	16	445.2	442	243	194	149	364	1	.254	29

Spring Hill College Baseball Statistics

Player	Avg	G	AB	R	H	2B	3B	HR	RBI	BB	HBP	SO	SB	PO	A	E
Quatrino	.329	64	207	48	68	22	0	5	32	35	0	27	2	104	6	0
D'Anella	.327	65	226	49	74	13	3	9	43	25	4	31	6	99	7	2
Kelsey	.321	63	190	24	61	7	0	6	42	37	7	26	1	413	39	7
Ross	.319	49	138	24	44	9	2	1	29	12	2	30	4	77	115	10
Downey	.317	58	180	51	57	8	1	1	23	18	6	12	14	96	127	24
Kelly	.296	62	203	40	60	10	0	7	39	26	1	41	1	34	92	14
Burkett	.292	15	24	6	7	0	0	1	8	5	0	5	1	3	3	0
Gonzalez	.291	59	196	32	57	11	1	0	42	7	14	19	18	80	3	2
Bonner	.289	61	187	51	54	14	1	11	45	35	9	41	0	307	17	6
Nassar	.238	31	84	12	20	6	0	0	21	5	6	31	2	25	1	1
Eldridge	.224	26	49	5	11	0	0	0	6	10	1	11	0	79	7	3
McMullan	.221	42	113	16	25	3	0	0	19	10	1	14	2	47	56	4
Coleman	.208	41	24	25	5	0	0	1	4	2	1	9	7	4	0	2
Turner	.167	4	12	0	2	0	0	0	0	0	0	7	0	6	0	0
Hilpert	.151	34	53	7	8	1	0	2	9	7	0	28	1	26	15	4
Padron	.000	3	1	1	0	0	0	0	0	0	0	1	0	3	10	0
Barras	.000	1	1	0	0	0	0	0	0	0	0	1	0	2	11	3
McGill	.000	1	0	0	0	0	0	0	0	1	0	0	0	10	23	1
Jukes	.000	1	0	0	0	0	0	0	0	0	0	0	0	0	0	0
Totals	.293	65	1888	391	553	104	8	44	362	235	52	334	59	1430	571	90

Player	ERA	W-L	APP	GS	CG	IP	H	R	ER	BB	SO	BK	B/AVG	HBP
McGill	2.19	11-2	15	14	11	106.2	88	35	26	23	120	0	.223	7
Givhan	3.15	5-2	13	8	5	68.2	73	38	24	33	57	1	.275	3
Scott	3.25	7-3	17	2	0	44.1	55	26	16	7	39	2	.297	2
Christman	3.30	3-1	16	3	1	43.2	39	25	16	29	52	0	.241	2
Padron	3.94	6-4	14	11	4	59.1	71	40	26	20	36	0	.297	6
Dorado	4.05	2-0	4	3	2	20.0	20	9	9	2	10	1	.253	1
Dossat	5.48	2-2	9	3	1	21.1	28	15	13	8	25	0	.318	0
Barras	5.54	2-4	8	7	2	37.1	43	28	23	15	20	0	.297	2
Pourcieu	6.81	2-7	18	14	3	75.1	94	76	57	43	59	1	.304	11
Totals	3.97	40-25	65	65	29	476.2	511	292	210	180	418	5	.274	34

William Carey College Baseball Statistics

Player	Avg	G	AB	R	H	2B	3B	HR	RBI	BB	HBP	SO	SB	PO	A	E
Heldt	1.000	4	2	2	2	0	0	1	4	0	0	0	0	0	0	0
Broussard	1.000	21	1	0	1	1	0	0	2	0	0	0	0	4	13	4
Brown	.351	60	194	38	68	11	3	4	52	22	7	34	9	84	5	2
Mixon	.347	61	199	38	69	14	1	6	46	28	4	19	3	35	100	8
Davis	.344	61	215	60	74	13	5	0	19	38	1	30	55	114	2	1
Poole	.339	45	121	19	41	8	1	0	25	7	4	13	5	27	31	2
McNulty	.335	60	200	47	67	14	1	5	41	33	2	17	3	409	24	4
Pierce	.333	5	6	1	2	0	0	0	3	0	0	0	0	7	0	0
Jarreau	.318	61	195	55	62	14	6	7	54	35	2	20	10	96	2	6
White	.316	45	57	15	18	5	0	1	10	3	5	18	1	26	3	2
Rhodus	.276	61	163	26	45	2	0	0	35	28	16	21	9	81	134	15
Long	.273	55	99	33	27	3	1	0	13	12	2	30	18	52	55	8
Phipps	.270	51	152	21	41	5	0	9	34	22	3	27	4	267	41	6
Nowell	.254	45	114	5	29	8	1	2	16	4	1	30	0	145	29	7
Cannon	.237	47	38	27	9	2	0	0	5	3	0	8	8	14	30	7
Easley	.235	13	17	1	4	3	0	0	4	0	0	6	0	4	0	0
Register	.178	23	45	6	8	4	0	1	6	4	5	14	0	1	1	1
McDaniel	.000	4	4	1	0	0	0	0	0	1	1	3	0	0	4	1
Carpenter	.000	2	2	1	0	0	0	0	0	0	1	2	0	2	9	0
Wade	.000	26	2	11	0	0	0	0	0	0	0	1	0	2	4	0
Gibson	.000	1	1	0	0	0	0	0	0	0	0	0	0	1	9	0
Hingle	.000	1	0	0	0	0	0	0	0	0	0	0	0	1	10	1
Lott	.000	1	0	0	0	0	0	0	0	0	0	0	0	0	1	1
Migues	.000	1	0	0	0	0	0	0	0	1	0	0	0	0	15	1
Totals	.310	61	1827	407	567	107	19	36	369	241	54	293	125	1372	524	77

Player	ERA	W-L	APP	GS	CG	IP	H	R	ER	BB	SO	BK	B/AVG	HBP
Gibson	3.14	6-4	24	1	0	43.0	37	17	15	11	47	2	.234	2
Brown	4.21	4-3	16	4	1	47.0	30	28	22	43	54	1	.192	9
Carpenter	4.43	4-1	22	3	0	44.2	52	25	22	32	26	0	.299	3
Migues	4.59	4-2	15	14	2	82.1	75	46	42	45	89	2	.245	14
Broussard	5.20	10-2	21	16	6	91.2	107	59	53	34	74	0	.289	14
Cannon	5.40	1-0	3	0	0	5.0	4	3	3	4	3	0	.211	1
Phipps	5.87	0-0	5	0	0	7.2	10	6	5	7	7	0	.370	3
Hingle	6.21	4-6	14	12	2	58.0	75	50	40	20	41	1	.321	15
McDaniel	7.07	1-0	10	0	0	14.0	15	16	11	9	10	0	.254	4
Wade	7.53	3-1	5	5	0	14.1	21	13	12	5	4	1	.350	3
Miller	7.59	1-2	13	3	0	21.1	29	22	18	13	16	0	.330	6
Easley	8.78	0-1	7	1	0	13.1	10	14	13	11	14	0	.213	3
Lott	11.48	0-1	6	2	0	13.1	21	22	17	9	12	0	.339	4
Heldt	18.00	0-0	4	0	0	2.0	1	7	4	3	1	0	.111	6
Totals	5.45	38-23	61	61	11	457.2	487	328	277	246	398	7	.275	87

GCAC Baseball Conference Records

Team Batting Avg.	Spring Hill, 1992 .336
.....	Mobile, 1994, .343
.....	Reg. Seas + Tournament, .336
Most Runs. Team Game Avg. .	Wm. Carey, 1987, 7.85
Most Hits Team Totals Seas.	Sp. Hill, 1996, 530
Most Runs, Team Total Seas. ...	Wm. Carey, 1987, 369
Most Doubles, (Game)	Estopinal, Sp. Hill, 1988, 4*
Most Doubles, Ind.	George O'dwyer, Sp. Hill 1996.21
Team Pitching, ERA	Spring Hill, 1992, 2.19
Team Fielding Pct., Seas.	Spring Hill, 1993, .976
Individual Batting Avg.	Kevin Grimes, Sp. Hill, 1992, .482
Most Hits, Ind.	Randy McKinion, Sp. Hill, 1996, 7
Most HR. Team Tot. Seas.	Wm. Carey, 1987, 78
Most Wins, Team	Wm. Carey, 1982, 41
Hit By Pitches	Season - Clark, Belhaven, 1991, 17*
.....	Career - Calhoun, Belhaven, 1990-92, 34*
Most Triples, Ind.	Hopkins, Mobile, 1993, 7
Most HR. Ind.	Leaumont, La. College, 1997, 20
Ind.	Williams, Wm. Carey, 1986, 75
Most SB. Ind.	Dumas, Wm. Carey, 1991, 52
Most SB. (Game)	Estopinal, Sp. Hill, 1987, 7*
Most Wins, Ind.	Calhoun, Belhaven, 1991, 14
Complete Games	Chiasson, Sp. Hill, 1990, 15*
Innings Pitched	Stein, Sp. Hill, 1994, 119.1
Strikeouts	Stein, Sp. Hill, 1994, 128
Saves	Cazeaux, Wm. Carey, 1984, 11
Best ERA, Ind.	Stein, Sp. Hill, 1993, 1.41
Team Record, Best Pct.	Wm. Carey, 1982, .774 (41-12)

*National Record



2001 All Conference Baseball Team

Player of the Year – Robert Carraway, LSU-S
 Co-Pitchers of the Year – Trae McGill, Spring Hill
 – Kory Melancon, Mobile
 Coach of the Year – Mike Jacobs, Mobile



Infield

1B	Doug Neill	Jr.	Loyola
2B	Tommy Daigle	Sr.	Loyola
3B	Jeremy Mixon	Sr.	William Carey
SS	Joe Parker	Sr.	Mobile

Pitchers

	Kacey Broussard	Sr.	William Carey
	Trae McGill	Sr.	Spring Hill
	Kory Melancon	Sr.	Mobile
	Matt Milstead	Sr.	Mobile

Outfield

	Jackie Blanchard	Sr.	Mobile
	Robert Carraway	Sr.	LSU-S
	Josh Davis	Sr.	William Carey
	Charles Robinson	Jr.	Loyola

Catchers

	Jon Boruch	Jr.	LSU-S
	Sam Driver	Sr.	Mobile

DH	Nick Sims	Jr.	Mobile
Inf.	Jeffrey White	Jr.	Mobile
RP	Alec Gibson		Jr. William Carey

2001 GCAC Baseball Standings

	Conference			Overall		
	W	L	Pct.	W	L	Pct.
William Carey	16	8	.667	27	15	.643
University of Mobile	16	8	.667	29	12	.707
Spring Hill	13	10	.565	33	20	.623
LSU-S	14	12	.538	26	25	.510
Loyola	14	13	.519	26	29	.473
Talladega	0	0	.000	0	0	.000

2001 All Conference Cross Country



Men's

Farris Gransberry	Xavier	28:03.54
Michael Rauch	Mobile	28:28.89
Kevin Fitzwilliam	Loyola	29:16.49
Anand Viswanathan	Loyola	29:27.14
Jeff Harvath	Spring Hill	29:37.67
Collin Wright	SUNO	30:01.56
Joe Kutner	Loyola	30:05.18
Zenzo Ndlova	Mobile	30:19.82
Jimmy Buscemi	Spring Hill	30:35.03
Courtney Baloney	Xavier	31:00.06
Mike Gulotta	Loyola	31:00.98
Paul Scalici	Spring Hill	32:02.56

Coach of the Year: Paul Garvey, Loyola University

Women's

Julie London	Mobile	19:50.29
Stephanie Legleu	Loyola	20:08.34
Heidi Hutchenson	Mobile	21:00.48
Catherine Baggett	Loyola	21:19.12
Elizabeth Morgan	Mobile	21:52.84
Shelly Navarre	Loyola	22:05.94
Fran Gransberry	Xavier	22:37.31
Veronica Martin	Spring Hill	22:39.59
Bethany Comboy	Loyola	22:48.36
Lea McLaughlin	Mobile	22:55.66
Kemeisha Kiffin	Southern	23:00.18
Cathy Boyd	Mobile	23:12.99

Coach of the Year: Kevin Stoots, University of Mobile

2000 All Conference Soccer

Women's



Player of the Year – Ane Stangeland, University of Mobile

Goalkeepers

Christine Arenson	Fr	Spring Hill
Sarah Brown	Fr	William Carey

Defenders

Ane Stangeland	Fr	Mobile
Alicia Wilson	Fr	William Carey
Kat Euart	Sr	Spring Hill
Elizabeth McGowan	Jr	Mobile

Midfielders

Tammie Thornton	Fr	Mobile
Sara Jagare	So	William Carey
Johanna Bengston	So	William Carey
Rocio Aleman	So	Spring Hill

Forwards

Alissa Leffler	Fr	Mobile
Tiffany Scallan	So	Spring Hill
Jackie Law	Sr	Mobile

2001 GCAC Golf Team Championship



1. University of Mobile 296-311=607
2. William Carey College 318-310=628
3. Spring Hill College 311-323=634

GCAC Champions 1981-2001

Men's Basketball

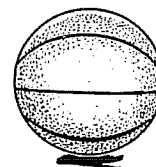
Xavier University	1981-82
Xavier University	1982-83
William Carey College	1983-84
William Carey College	1984-85
Xavier University	1985-86
William Carey College	1986-87
University of Mobile	1987-88
University of Mobile	1988-89
William Carey College	1989-90
Louisiana College	1990-91
William Carey College	1991-92
Spring Hill College	1992-93
Spring Hill College	1993-94
Southern University, NO	1994-95
Xavier University	1995-96
William Carey College	1996-97
Dillard University	1996-97***
SUNO	1997-98
University of Mobile	1997-98***
Spring Hill	1998-99
SUNO	1999-00
Spring Hill	1999-00***
Dillard University	2000-01
Xavier University	2000-01****

*Denotes Co-Champions

** Denotes Tri-Champions

***Denotes Regular Season Champions

****Denotes Regular Season Co-Champions



Women's Basketball

Belhaven College	1981-82
Dillard University	1982-83**
William Carey College	1982-83**
Xavier University	1982-83**
Dillard University	1983-84
Louisiana College	1984-85
Louisiana College	1985-86
Dillard University	1986-87*
Xavier University	1986-87*
William Carey College	1987-88
Louisiana College	1988-89
Louisiana College	1989-90
University of Mobile	1990-91
William Carey College	1991-92
William Carey College	1992-93
Xavier University	1993-94
Xavier University	1994-95
Xavier University	1995-96
Xavier University	1996-97
Xavier University	1997-98
Louisiana College	1998-99
Spring Hill	1999-00
SUNO	1999-00***
Xavier University	2000-01
Dillard University	2000-01****



*Denotes Co-Champions

** Denotes Tri-Champions

***Denotes Regular Season Champions

****Denotes Regular Season Co-Champions

Baseball

William Carey College	1982
William Carey College*	1983
Spring Hill College*	1983
William Carey College	1984
Spring Hill College	1985
William Carey College	1986
Louisiana College	1987
William Carey College	1988
William Carey College	1989
William Carey College	1990
William Carey College	1991
William Carey College	1992
William Carey College	1993
Belhaven College	1994
William Carey College	1995
William Carey College	1996
Spring Hill College	1997
University of Mobile	1998
University of Mobile	1999
Spring Hill	2000
Spring Hill	2001

**Soffball**

University of Mobile	1996
University of Mobile	1997
University of Mobile	1998
University of Mobile	1999
University of Mobile	2000


Men's Soccer

Belhaven College	1994
William Carey College	1995
William Carey College	1996
University of Mobile	1997
William Carey	1998
University of Mobile	1999



Men's Tennis

Belhaven College	1982
Belhaven College	1985
Belhaven College	1986
Belhaven College	1987
Belhaven College	1988
Belhaven College	1989
Belhaven College	1990
Belhaven College	1991
University of Mobile	1992
University of Mobile	1993
University of Mobile	1994
University of Mobile	1995
University of Mobile	1996
University of Mobile	1997
University of Mobile	1998
Spring Hill College	1999
Spring Hill College	2000

**Women's Tennis**

University of Mobile	1995
University of Mobile	1996
University of Mobile	1997
University of Mobile	1998
Spring Hill College	1999
Dillard University	2000

Women's Soccer

University of Mobile	1996
University of Mobile	1997
University of Mobile	1998
University of Mobile	1999
University of Mobile	2000

Men's Cross Country

Tougaloo College	1986
Tougaloo College	1987
Southern University	1988
Southern University	1989
University of Mobile	1990
University of Mobile	1991
University of Mobile	1992
University of Mobile	1993
University of Mobile	1995
University of Mobile	1996
University of Mobile	1997
University of Mobile	1998
University of Mobile	1999
Loyola University	2000

**Women's Cross Country**

Southern University	1986
Louisiana College	1987
Southern University	1988
Southern University	1989
Southern University	1990
University of Mobile	1991
Spring Hill College	1992
University of Mobile	1993
University of Mobile	1995
University of Mobile	1996
University of Mobile	1997
University of Mobile	1998
University of Mobile	1999
University of Mobile	2000

Golf

University of Mobile	1996
University of Mobile	1997
Spring Hill College	1998
Spring Hill College	1999

Volleyball

William Carey	1999
Loyola University	2000

Thomas Howell Cup (All-Sports Champion)


Louisiana College and William Carey College	1986
University of Mobile	1988
University of Mobile	1989
University of Mobile	1990
University of Mobile	1991
University of Mobile	1992
University of Mobile	1993
University of Mobile	1994
University of Mobile	1995
University of Mobile	1996
University of Mobile	1997
University of Mobile	1998
University of Mobile	1999
Spring Hill College	2000
University of Mobile	2001



Schools Competing (NAIA Recognized Sports)

Men's and Women's Basketball

Dillard University
 Loyola University
 University of Mobile
 Southern University-NO
 Spring Hill College
 Talladega College
 Tougaloo College
 William Carey College
 Xavier University



Men's & Women's Soccer

Loyola University (Women only)
 University of Mobile
 Spring Hill College
 William Carey College

Men' and Women's Cross Country

Dillard University
 Loyola University
 University of Mobile
 Southern University - NO
 Spring Hill College (Women only)
 Talladega College
 Tougaloo College
 Xavier University



Men's and Women's Track (Outdoor and Indoor)


Loyola University
 Southern University - NO

Volleyball

Dillard University
 Loyola University
 Spring Hill College
 Talladega College

Baseball

Louisiana State University- Shreveport
 Loyola University
 University of Mobile
 Spring Hill College
 Talladega College
 William Carey College

**Softball**

University of Mobile
 Spring Hill College
 William Carey College

Men's & Women's Tennis

Dillard University
 University of Mobile (Women only)
 Spring Hill College
 Tougaloo College
 Xavier University

**Golf (Men's and Women's)**

Loyola University
 University of Mobile
 Spring Hill College
 Talladega College
 Tougaloo College (Men only)
 William Carey

Swimming

Spring Hill College



GCAC Honor Roll



Louisiana State University-Shreveport

Student	GPA	Sport
Casey Baker	3.08	Baseball
Russell Bowker	3.50	Baseball
Casey Heineman	3.14	Baseball
Timothy McCormic	3.04	Baseball

University of Mobile

Student	GPA	Sport
John Finch	3.22	Soccer (m)
Adam Johnson	3.812	Soccer (m)
Joel Person	3.63	Soccer (m)
Jacqueline Law	3.363	Soccer (w)
Jolene Stoots	3.698	Soccer (w)
Helen Moss	4.0	Soccer (w)
Elizabeth McGowan	3.318	Soccer (w)
Edwin Attaway	3.916	Cross Country (m)
Michael Rauch	3.019	Cross Country (m)
Catherine Boyd	3.0	Cross Country (w)
Lea McLaughlin	4.0	Cross Country (w)

William Carey

Student	Sport	Student	Sport
Roger Rholdon	Soccer (m)	Greg Hodges	Basketball (m)
Kevin Boyce	Soccer (m)	Justin Patterson	Basketball (m)
Scott Easton	Soccer (m)	Kristin McGehee	Basketball (w)
Matthew Jacques	Soccer (m)	Erica Bacas	Basketball (w)
Matthew Natonick	Soccer (m)	Beth Fenn	Basketball (w)
John Stewart	Soccer (m)	Chrystal Simmons	Softball
Sarah Jagare	Soccer (w)	Meg Fremin	Softball
Hope Wright	Soccer (w)	Lisa Havard	Softball
Amy Bertucci	Soccer (w)	Danae Austrom	Softball
Theodore Cannon III	Baseball	Robyn Killebrew	Softball
Ryan Lott	Baseball	Jennifer Wilson	Softball
Michael Rhodus	Baseball	Jason Harvey	Golf (m)
Mike Hingle	Baseball	Adam Speights	Golf (m)
Adam Wade	Baseball	Brian Whiddon	Golf (m)
Josh Davis	Baseball		

Xavier University

Student	Sport	Student	Sport
Jim Brooks	Cross Country	Jovanna Miller	Basketball
Challon Perry	Cross Country	Portia Jones	Basketball
Aqua Umoren	Cross Country	LaTasha Coleman	Basketball
RaChell Hunt	Cross Country	Chris Bart-Williams	Basketball
Renita Madu	Cross Country	Tiffany Scott	Tennis
April Noble	Cross Country	Brandon Morning	Tennis
Francesca Gransberry	Cross Country	John Tripp	Tennis

GCAC CALENDAR 2001 - 2002

September 15-19	NAIA National Meeting, St. Louis, Missouri
October 1	Coaches' and Committee Meeting Loyola
October 1-2	GCAC Fall Meeting, Loyola
October	Men's/Women's Cross Country Championship, New Orleans (TBA)
November	Soccer Playoffs, at highest seed team (TBA)
TBA	Men's Golf Tournament,
TBA	Women's Golf Tournament
February 27- March 2	Men's/Women's Basketball Tournament or Playoffs
April 29	Coaches' and Committee Meeting, Mobile
April 29-30	GCAC Spring Meeting, Spring Hill College
April	Softball Tournament, TBA
May 1-3	Baseball Tournament, at the highest seed team