

Thomas Howell
**GULF COAST
ATHLETIC
CONFERENCE**



2000-2001 DIRECTORY

TABLE OF CONTENTS 2000-2001

Conference History	3
Past Presidents	4
GCAC Officers	5
GCAC Eligibility Committee	6
GCAC Sports Committee Chairs	6
GCAC Executive Committee	7

MEMBER INFORMATION AND TEAM BASKETBALL STATISTICS 1999-2000


Dillard University	8
Louisiana State University Shreveport	10
Loyola University	11
University of Mobile	14
Southern University in New Orleans	17
Spring Hill College	19
Talladega College	22
Tougaloo College	25
William Carey College	27
Xavier University	30

BASKETBALL STATISTICS, 1999-2000 SEASON

Conference Men's Statistics.	32
Individual	35
Season Records	39
Individual Game Records	41
Men's All Conference Team	42
Women's All Conference Team	43
Conference Women's Statistics	44
Individual	48
Season Records	51
Individual Game Records	52
2000-2001 Basketball Schedule	54
2000 Baseball Schedule	55

BASEBALL STATISTICS 2000

Loyola University	56
University of Mobile.	57
Spring Hill College..	58
Talladega College	59
William Carey College	60
Conference Records	61
Baseball Standings and Statistics	
All Conference Baseball... ..	62
All-Conference Softball	63
All-Conference Cross Country	64
All-Conference Soccer	65
All-Conference Volleyball	67
Tennis Champions	67
GCAC Champions 1981-1999	68
Schools Competing (By Sport)	74
GCAC Honor Roll.	76
GCAC 1999-2000 Calendar	78




HISTORY

The Gulf Coast Athletic Conference developed out of a series of meetings held over a period of almost four years. A number of private four-year schools in the Gulf Coast region with similar educational standards, enrollments, budgets, and athletic philosophies mutually felt the need for a conference.

In April and May, 1981, a constitution was developed, officers were elected and the decision was made to proceed with conference competition during the 1981-82 school year. Charter officers were Anthony M. Rachal, Jr., Xavier University, president; John Burton, Spring Hill College, vice-president; Mark Windham, Belhaven College, secretary-treasurer; and Thomas Howell, Louisiana College, commissioner. Charter members were Belhaven College of Jackson, Mississippi; Dillard University and Xavier University of New Orleans, Louisiana; Louisiana College of Pineville, Louisiana; Spring Hill College of Mobile, Alabama; Tougaloo College of Tougaloo, Mississippi; and William Carey College of Hattiesburg, Mississippi.

In August, 1981, the GCAC received recognition as an NAIA Affiliated Conference. The University of Mobile, Alabama was admitted in October, 1985, Southern University in New Orleans was granted admission in May, 1986, Loyola University was admitted in April, 1995, and Talladega College was admitted in April, 1999. In May 2000, Louisiana college and Belhaven College withdrew and Louisiana State University - Shreveport became a member in August, 2000



Past Presidents:

Anthony M. Rachal, Jr.	Xavier University	1981-82
John Burton	Spring Hill	1982-83
John Burton	Spring Hill	1983-84
Charles C. Teamer, Sr	Dillard University	1984-85
Milton Wheeler	William Carey	1985-86
Charles C. Teamer, Sr.	Dillard University	1986-87
Billy Allgood	Louisiana College	1987-88
Francis Garner	University of Mobile	1988-89
Artis Davenport	Southern University in N O	1989-90
Sr. Grace Mary Flickinger	Xavier University	1990-91
Charles C. Teamer, Sr.	Dillard University	1991-92
Felix James	Xavier University	1992-93
Bill Elder	University of Mobile	1993-95
Sr. Grace Mary Flickinger	Xavier University	1995-99

**2000-2001
Gulf Coast Athletic Conference Officers**

President: **John Runda, University of Mobile**
 Phone: 334-442-2345 Home: 334-602-4901

Vice President: **Todd Keller, Xavier**
 Phone: 504-483-7330 Home: 504-536-6996

Secretary-Treasurer: **Grace Beall**
 Home: 318-473-1983

Commissioner: **Thomas Howell**
 Phone 318-487-7102 Home: 318-442-3179
 Fax: 318-487-7288
 Email: howell@lacollege.edu


Conference Information Director: **Chuck Knight**
 Wk: 601-266-5952 Home: 601-264-5017
 Fax: 651-319-2278 email: chuck.knight@hotmail.com

Supervisor of Officials: (Basketball) *chuckknight@yahoo.com*
 **Don Bourgeois**
 1711 Center St.
 Arabi, LA 70032
 Phone: 504-271-2296

Supervisor of Officials: (Women's Division)
 **Greg Federico**
 131 Fernwood Dr.
 Pass Christian, MS 39571
 Phone: 504-887-3507
 Home: 601-452-3564
 Fax: 504-887-8140

Conference Faculty Athletic Rep: **Sr. Grace Mary Flickinger, Xavier**
 Phone: 504-483-7526 Home: 504-482-0917

Conference Registrar: **Carolyn Evans, Tougaloo College**
 Phone: 601-977-7765



GCAC Eligibility Committee

- Sr. Grace Mary Flickinger Xavier
- Dr. John Runda Mobile
- Dr. Milton Wheeler William Carey

Sports Committee Chairs

- Men's Basketball Joe Niland
- Women's Basketball Mark Cook
- M/W Cross Country / Track and Field Kevin Stoots
- Baseball Frank Sims
- Softball Mary Ann Jennings
- Golf Terry Hopper
- Men's Soccer Peter Fuller
- Women's Soccer Uwe Tittle
- Men's Tennis Lisa Robinson

GCAC EXECUTIVE COMMITTEE

Dillard	Dr. Gary Clark
LSUS	Dr. Terry G. Harris
Loyola University	Fr. David Boileau
Mobile	Dr. John Runda
SUNO	Ms. Veronica Carter
Spring Hill	Ms. Patricia Sharpe Mr. Andre Honoree
Talladega	Mr. Andre Honoree Dr. Edward Hall
Tougaloo	Dr. James Coleman
William Carey	Dr. E. Milton Wheeler
Xavier	Sr. Grace Mary Flickinger



BLUE DEVILS

Dillard University

Address: 2601 Gentilly Blvd.

New Orleans, LA 70122

Nickname: Blue Devils, Devilettes

Colors: Royal Blue and White

Enrollment: 1900

President: Dr. Michael Lomax

Fieldhouse: A.W. Dent (seats 3500)

Fax Number: 504-816-4365

Athletic Director Steven Martin
 Phone: 504-816-5281 Home: 504-241-6538
 Athletic Secretary Ms. Rebecca Londren
 Phone: 504-816-4004
 Coaching Staff:
 Men's Basketball Head Billy Ray Hogley
 Phone: 504-816-4755 Home:
 Men's Basketball Assistant Marco Borne
 Phone: 504-816-4181
 Women's Basketball Head Mark Cook
 Phone: 504-816-4752 Home: 504-245-0501
 Women's Basketball Assistant Robin Martin
 Phone: 504-816-5280
 Tennis Coach James E. Branche
 Phone: 504-816-4186 Home: 504-289-4412
 Cross Country Head Marco Borne
 Phone: 504-816-4181 Home: 504-288-9480
 Volleyball Jonell Pedescleaux
 Phone: 504-816-4003 Home: 504-246-5696
 Athletic Trainer: Jeff Arceneaux
 Phone: 504-816-5282
 Sports Information/Publicity: Each head coach is responsible.
 Faculty Athletic Representative Dr. Gary M. Clark
 Phone: 504-816-4829 Home:
 Registrar Connie Seymor
 Phone: 504-816-4683

Dillard Stats



Louisiana State University at Shreveport

Address: One University Place

Shreveport, LA 71115

Nickname: Pilots

Colors: Royal Blue and Gold

Enrollment: 4,000

President: Dr. Vincent J. Marsala

Fieldhouse: Health & Physical Education Building

Athletic Department: 318-797-5194

Fax Number: 318-798-4179

Athletic Director **Larry Rambin**
 **Phone: 318-798-4106** **Home: 318-798-6958**
 **Email:** **lrambin@pilot.lsus.edu**

Coaching Staff:
 **Baseball Head** **Rocke Musgroves**
 **Phone: 318-798-4107** **Home: 318-219-0708**
 **Email:** **rmusgrav@pilot.lsus.edu**

Sports Information/Publicity **Stuart Parkerson**
 **Phone: 318-797-5257** **Home: 318-868-4148**
 **Email:** **sparkers@pilot.lsus.edu**

Faculty Athletic Representative **Terry G. Harris**
 **Phone: 318-797-5287** **Home: 318-797-2308**
 **Email:** **tharris@pilot.lsus.edu**

Registrar **Kathy Plante**
 **Phone: 318-797-4249** **Home: 318-798-2488**
 **Email:** **kplante@pilot.lsus.edu**



**LOYOLA
UNIVERSITY
NEW ORLEANS**

Loyola University

Address: Athletic Complex Box 53
6363 St. Charles Ave. **Nickname:** Wolfpack
New Orleans, LA 70118 **Colors:** Maroon and Gold

President: Rev. Bernard P. Knoth, S.J.
Enrollment: 5,000
Fieldhouse: The Den (Loyola Sports Complex)
..... **Fax Number:** 504-864-7380

Athletic Director Jerry Hernandez
..... **Phone:** 504 864-7711 **Home:** 504-834-2818
..... **Email:** gjhernan@loyno.edu
Assistant Athletic Director Dobe Plaisance
..... **Phone:** 504-864-7577 **Home:** 504-361-3008
..... **Email:** mplaisan@loyno.edu
Administrative Assistant: Katy Dorsa
..... **Phone:** 504-864-7225
..... **Email:** Kmdorsa@loyno.edu
Coaching Staff:
..... **Men's Basketball Head** Jerry Hernandez
..... **Phone:** 504-864-7711 **Home:** 504-834-2818
..... **Email:** gjhernan@loyno.edu
..... **Assistant** John Branch
..... **Women's Basketball Head** Dobe Plaisance
..... **Email:** mplaisan@loyno.edu
..... **Phone:** 504-864-7577 **Home:** 504-361-3008
..... **Assistant** Mike Kennair

Loyola University


..... **Baseball Head** **Don Moreau**
 **Phone: 504-864-7392** **Home: 504-394-2644**
 **Email:** **damoreau@loyno.edu**
 **Assistant** **Brett Simpson**
 **Track/Cross Country (Men & Women)** **Paul Garvey**
 **Phone: 504-864-7395** **Home: 504-282-8824**
 **Email:** **pjgarvey@loyno.edu**
 **Women's Soccer** **Emmy Therrell**
 **Phone: 504-864-7398** **Home: 504-834-8852**
 **Email:** **therrell@loyno.edu**
 **Women's Volleyball** **Greg Castillo**
 **Phone: 504-864-7397** **Home: 504-361-5931**
 **Email:** **Gscastil@loyno.edu**
 **Assistant:** **Scott Carroll**
Sports Information Director **Brett Simpson**
 **Phone: 504-864-7396** **Home: 504-861-9163**
 **Email:** **bsimpson@loyno.edu**
Faculty Athletic Representative **Fr. David Boileau**
 **Phone: 504-865-5543** **Home: 504-866-6006**
Registrar **Kathy Gros**
 **Phone: 504-865-3237**

LOYOLA WOLFPACK COLLEGE BASKETBALL STATISTICS

Player	G	FGM/AT1	PCT	FTM/ATT	PCT	PTS/AVG	REB/AVG	AST	TO	ST	PF
Jasmine	31	154-357	.431	127-214	.593	435-14.0	198-6.4	47	89	44	69
Zuppardo	31	96-284	.338	112-151	.742	360-11.6	107-3.5	23	57	25	78
Doby	11	37-118	.314	6-8	.750	106-9.6	20-1.8	12	13	0	15
LeBlanc	31	81-188	.431	62-103	.602	234-7.5	125-4.0	25	51	13	109
Garnier	30	86-188	.457	40-70	.571	222-7.4	123-4.1	43	53	44	49
Bowers	31	58-166	.349	42-73	.575	182-5.9	71-2.3	86	114	23	69
Drefahl	31	64-150	.427	39-52	.750	167-5.4	177-5.7	42	67	20	103
Collins	26	16-50	.320	21-24	.875	64-2.5	27-1.0	10	23	2	14
Kopfler	25	19-51	.373	24-36	.667	62-2.5	44-1.8	4	10	4	45
Courtney	28	29-66	.439	6-12	.500	67-2.4	42-1.5	7	18	4	17
Kincaid	17	10-25	.400	6-12	.500	28-1.6	29-1.7	0	7	1	20
Bennett	3	1-3	.333	1-8	.125	3-1.0	1-0.3	0	0	0	1
Barnitz	11	3-14	.214	1-2	.500	9-0.8	7-0.6	3	5	1	6
Crimm	0	0-0	.000	0-0	.000	0-0.0	0-0.0	0	0	0	0
TOTALS	31	654-1660	.394	487-765	.637	1939-62.8	1088-35.1	302	512	184	595

LOYOLA WOLFPACK WOMEN'S BASKETBALL STATISTICS

Player	G	FGM/ATT	PCT	FTM/ATT	PCT	PTS/AVG	REB/AVG	AST	TO	ST	PF
LaBiche	28	125-230	.543	122-184	.663	372-13.3	280-10.0	36	75	41	45
Chastant	28	105-252	.429	39-54	.722	282-10.1	112-4.0	48	83	30	46
Surette	28	100-277	.361	40-62	.645	244-8.7	124-4.4	47	100	43	43
Cain	28	74-162	.457	43-70	.614	191-6.8	109-3.8	12	45	24	60
Brown	12	29-87	.333	19-30	.633	82-6.8	55-4.6	19	36	12	24
Mobley	27	48-175	.274	16-23	.696	151-5.6	43-1.6	23	67	21	26
Faulk	27	19-97	.196	58-82	.707	106-3.9	63-2.3	70	93	41	47
Bryant	23	20-62	.323	36-61	.590	79-3.4	54-2.3	40	67	25	53
Clements	22	23-57	.404	27-48	.563	73-3.3	53-2.4	8	25	8	36
Jeffries	4	4-6	.667	0-0	.000	8-2.0	9-2.3	0	0	8	3
McNair	18	6-25	.240	12-16	.750	24-1.3	14-0.8	4	12	24	13
Trapani	10	3-11	.273	4-14	.286	10-1.0	9-0.9	2	5	10	8
TOTALS	28	626-1626	.385	469-715	.656	1810-64.6	1191-42.5	321	676	278	494



University of Mobile

Address:

P.O. Box 13220
Mobile, AL 36663-0220

Nickname: Rams
Colors: Maroon and White

Physical Address: 5737 College Parkway
Mobile, AL 36663

Enrollment: 2600

President: Dr. Mark Foley

Fieldhouse: H. Austill Pharr (Seats 1500)

Fax Number: 334-442-2499

Athletic Director Craig Bogar

..... Phone: 334-442-2279 Home: 334-621-3404

..... Email: adbogar@hotmail.com

..... **Secretary** Mrs. Cindy Kelly

..... Phone: 334-442-2278

..... Email: crk3@hotmail.com

..... **Assistant Athletic Director**

..... **Asst. Golf Coach & Intramurals** Mike Watkins

..... Phone: 334-442-2369 Home: 334-675-4088

Coaching Staff:

..... **Men's Basketball Head** Joe Niland

..... Phone: 334-442-2288 Home: 334-661-4743

..... **Assistant** John Stauffer

..... Phone 334-442-2399 Home: 334-679-4595

..... **Women's Basketball Head** Martha Gore-Algeron

..... Phone: 334-442-2260 Home: 334-675-2775

..... Email: goremartha@hotmail.com

..... **Assistant** Eddie Kite

..... Phone: 334-442-2400

..... **Baseball Head** Mike Jacobs

..... Phone: 334-442-2228 Home: 334-666-1775

..... **Assistant** Jorge Hernandez

..... Phone: 334-442-2306 Home: 334-675-7562

University of Mobile

..... Softball Head Mary Ann Jennings
 Phone: 334-442-2277 Home: 334-456-6847
 Email: umcoachj@hotmail.com
 Assistant Angela Bessolo
 Cross Country Kevin Stoots
 Phone: 334-442-2264 Home: 334-476-1329
 Email: Stoots@hotmail.com
 Men's Soccer Head Peter Fuller
 Phone: 334-442-2363 Home: 334-679-7575
 Assistant Glenn Benjamin
 Phone: 334-442-2397
 Assistant Brian Person
 Women's Soccer Head Uwe Tittle
 Phone: 334-442-2364 Home: 334-626-1741
 Golf (Men and Women) Terry Hopper
 Phone: 334-442-2358 Home: 334-675-4694
 Email: mobilegolf@hotmail.com
 Head Trainer Jinni Frisbey
 Phone: 334-442-2361 Home: 334-653-6222
 Email: jfrisbey21@juno.com
 Sports Information/Publicity Kevin Stoots
 Phone: 334-442-2264
 Email: winrams@hotmail.com
 Faculty Athletic Representative John Runda
 Phone: 334-442-2345 Home: 334-987-5111
 Registrar Doris Wilkins
 Phone: 334-442-2203

UNIVERSITY OF MOBILE MEN'S BASKETBALL STATISTICS

Player	G	FGM/ATT	CT	FTM/ATT	PCT	PTS/AVG	REB/AVG	AST	TO	ST	PF
Antee	30	193-434	.445	129-168	.768	593-19.8	106-3.5	96	68	60	85
Stallworth	34	131-319	.411	49-59	.831	381-11.2	132-3.9	68	53	65	95
Holloway	18	25-56	.446	3-9	.333	58-3.2	29-1.6	9	21	10	26
Henry	11	20-43	.465	6-9	.667	47-4.3	22-2.0	4	13	8	20
Blackwell	29	125-295	.464	94-135	.696	368-12.7	103-3.6	132	91	51	75
Newkirk	33	48-94	.511	30-54	.556	126-3.8	133-4.0	18	48	19	73
Murphy	22	27-75	.360	36-47	.766	108-4.9	59-2.7	18	28	10	43
Caster	33	22-49	.449	14-35	.400	58-1.4	45-1.4	4	26	9	37
Henley	27	50-100	.500	57-72	.792	159-5.9	71-2.6	12	24	7	41
Powell	34	135-290	.466	71-94	.755	342-10.1	218-6.4	62	64	43	105
Moman	34	121-210	.576	110-151	.728	356-10.5	191-5.6	44	79	19	84
Marks	32	35-90	.389	45-65	.692	118-3.7	55-1.7	53	50	33	66
TOTALS	34	932-2055	.454	644-898	.717	2714-79.8	1308-38.5	520	574	334	750

UNIVERSITY OF MOBILE WOMEN'S BASKETBALL STATISTICS

Player	G	FGM/ATT	PCT	FTM/ATT	PCT	PTS/AVG	REB/AVG	AST	TO	ST	PF
Crawford	31	162-359	.451	74-98	.755	399-12.9	301-9.7	26	69	49	82
McKenzie	31	135-339	.398	79-108	.731	363-11.7	97-3.1	99	145	52	43
Straight	30	93-168	.554	86-113	.761	272-9.1	100-3.3	3	43	13	40
Christen	31	99-241	.411	51-78	.654	249-8.0	146-4.7	66	93	79	56
Booker	28	87-178	.489	43-71	.606	217-7.8	129-4.6	34	59	44	74
Rogers	25	68-134	.507	51-70	.729	187-7.5	162-6.5	6	30	37	66
Schick	30	55-166	.331	21-29	.724	136-4.5	66-2.2	43	83	46	44
Riley	30	46-120	.383	28-36	.778	125-4.2	81-2.7	52	66	26	37
Simon	29	49-138	.355	9-14	.643	121-4.2	34-1.2	13	35	8	26
Chenevert	26	36-97	.371	16-33	.485	94-3.6	55-2.1	11	25	10	39
Hostrander	22	17-64	.266	12-25	.480	48-2.2	33-1.5	30	40	15	34
Tarver	15	11-31	.355	7-16	.438	33-2.2	18-1.2	8	9	5	11
Barela	9	5-20	.250	0-2	.000	10-1.1	8-0.9	3	9	4	6
TOTALS	31	863-2055	.420	477-693	.688	2254-72.7	1373-44.3	394	727	388	558

SUNO KNIGHTS



SOUTHERN UNIVERSITY IN NEW ORLEANS

Address: 6400 Press Drive Nickname: SUNO Knights
 New Orleans, LA 70126 Colors: Blue & Gold
 Enrollment: 5100 President: Dr. Leon K. Tarver II
 Fax #: 504-286-5131 Chancellor: Gerald C. Peoples

Athletic Director Earl R. Hill
 Phone: 504-286-5192 Home: 504-925-9742
 Coaching Staff:
 Men's Basketball Head Earl R. Hill
 Phone: 504-286-5192 Home: 504-925-9742
 Assistant Elston King
 Phone: 504-286-5194 Home: 504-948-2489
 Women's Basketball Head Elston King
 Phone: 504-286-5197
 Cross Country Head (Men and Women) Robert Synder
 Phone: 504-286-5332 Home: 504-286-5329
 Track Head (Men and Women) Robert Synder
 Phone: 504-286-5332 Home: 504-286-5329
 Sports Information/Publicity Earl R. Hill
 Phone: 504-286-5192
 Faculty Athletic Representative Ms. Veronica Carter
 Phone: 504-284-5444 Home: 504-945-3533
 Registrar Gilda Davis
 Phone: 504-286-5000

SUNO KNIGHTS BASKETBALL STATISTICS

Player	G	FGM/ATT	PCT	FTM/ATT	PCT	PTS/AVG	REB/AVG	AST	TO	ST	PF
Aldridge	28	9/21	.420	0/0	0	27/9.6	45	6			
Angello	25	62/143	.430	25/64	39	165/6.6	27	18			
Darbo	28	143/267	.53	0/1	0	388/13.85	222	53			
Farve	23	6/25	.24	0/0		25/1.0620	20	4			
Jones	22	31/59	.520	13/24	54	64/2.9	49	7			
Lyons	26	7/21	.33			20/7.6	18	7			
Mitchell D	5	26/43	.6	1/3	33	65/13	41	3			
Mitchell L	28	145/369	.39	45/122	38	470/16.78	151	67			
Roberts	17	10/19	.52	0/0	0	31/1.82	18	4			
Scott	23	57/96	.59	3/8	37	149/6.47	52	84			
Shaw	27	35/59	.58	1/3	33	101/3.74	36	10			
Simmons	22	29/74	.39			86/3.9	63	7			
Turks	19	62/147	.42	26/63	41	176/9.26	34	29			
Wilson	23	135/241	.56	4/11	36	327/14.21	111	17			

SUNO LADY KNIGHTS BASKETBALL STATISTICS

Player	G	FGM/FGA	PCT	FTM/ATT	PCT	PTS/AVG	REB/AVG	AST	TO	ST	PF
Ant	7	9/18	.50	0/1	0	23/3.2	8	5		4	
Bruce	22	71/156	.45	2/8	25	182/8.2	68	45		25	
Ches	15	16/38	.42	0/0	0	37/2.3	30	5		6	
Deve	28	65/145	.44	6/23	26	168/6.0	99	103		40	
Geer	25	30/73	.41	0/1	0	101/4.0	70	01		15	
Hanson	27	66/141	.46	20/43	46	187/6.9	48	64		33	
Kirkward	27	36/77	.46	4/20	20	94/33.6	49	25		34	
Leadgill	28	185/350	.55	0/0	0	507/18.1	238	25		69	
Shington	28	164/303	.54	2/21	9	436/15.5	180	46		25	
Tyson	28	281/578	.49	63/178	35	686/24.5	130	120		126	
Williams	27	33/94	.35	9/26	34	93/3.5	48	28		22	
Totals	28	956/1973	.48	106/321	33	2517/91.5	968	500		399	

SPRING HILL COLLEGE



Address: 4000 Dauphin Street
 Mobile, AL 36608-0220
Nickname: Badgers, Lady Badgers
Colors: Purple and White
Enrollment: 1200
President: Fr. Gregory F. Lucey, S.J.
Fieldhouse: Outlaw Recreation Center (2,000)

Athletic Department: 334-380-3485

Fax Number: 334-460-2196

Athletic Director **Mark Priede**
 **Phone: 334-380-4461** **Home: 334-607-7049**
 **Email:** **mpriede@shc.edu**

Coaching Staff:

..... **Men's Basketball Head** **Bill Carr**
 **Phone: 334-380-3487**
 **Email:** **bcarr@shc.edu**
 **Women's Basketball Head** **Missy Sharer**
 **Phone: 334-380-3488** **Home: 334-602-6636**
 **Email** **Msharer@shc.edu**
 **Baseball Head** **Frank Sims**
 **Phone: 334-380-3486** **Home: 334-343-7528**
 **Email:** **fsims@shc.edu**
 **Women's Cross Country** **Michelle Hobbler**
 **Golf (Mens)** **Steve Hodges**
 **Phone: 334-380-4659** **Home: 334-471-6235**

SPRING HILL COLLEGE

..... Golf (Women) Duke Ankiewiez
 Phone: 334-380-4659

..... Soccer (Mens & Womens) John Mollaghan
 Phone: 334-380-3491

..... Tennis (Men & Women) Kelly Williamson
 Phone: 334-380-3490 Home: 334-473-1020

..... Softball Head Coach Coby Cashion
 Phone: 334-380-3489 Home: 334-626-3346
 Email: ccashion@shc.edu

..... Sports Information/Publicity Lee Wright
 Phone: 334-280-4468 Home: 334-450-0599
 Email: lwright@sch.edu

..... Faculty Athletic Representative Andre Honoree
 Phone: 334-380-4394

..... Registrar Shirley Kargledar
 Phone: 334-380-2242

SPRING HILL COLLEGE MEN'S BASKETBALL STATISTICS

Player	G	FGM/ATT	CT	FTM/ATT	PCT	PTS/AVG	REB/AVG	AST	TO	ST	PF
McKee	37	210-396	0.530	114-174	0.655	534/14.4	187-5.1	15	64	45	99
Younger	36	144-298	0.483	173-261	0.663	476/13.2	226-6.3	118	116	56	100
Olen	37	116-296	0.392	102-139	0.734	405/10.9	155-4.2	104	68	45	67
Saacks	37	161-323	0.498	49-80	0.613	400/10.8	214-5.8	51	66	39	109
Warren	37	90-185	0.486	89-125	0.712	269/7.3	169-4.6	22	51	39	94
Levy	37	73-179	0.40	63-96	0.656	224/6.1	115-3.1	87	100	38	82
Cline	29	60-181	0.33	31-45	0.689	187/6.4	60-2.1	57	60	19	59
Kibler	21	40-109	0.36	34-43	0.791	145/6.9	49-2.3	27	27	5	17
Mandrella	23	5-25	0.20	3-11	0.27	13/0.6	10-0.4	0	2	3	16
Wright	5	1-5	0.20	3-4	0.750	5/1.0	4-0.8	0	7	1	4
Hinton	14	0-5	0.00	4-7	0.571	4/0.3	6-0.4	6	3	4	6
Rattigan	17	1-1	1.00	1-3	0.333	3/0.2	3-0.2	4	4	3	6
Gritzman	6	0-5	0.000	0-0	0.000	0/0.0	1-0.2	0	2	0	3
TOTALS		901-2008	0.449	666-988	0.674	2665-72.0	1331-36.0	491	583	297	662

SPRING HILL COLLEGE WOMEN'S BASKETBALL STATISTICS

Player	G	FGM/ATT	CT	FTM/ATT	PCT	PTS/AVG	REB/AVG	AST	TO	ST	PF
McGinnis	31	229-447	0.512	79-103	0.767	563-18.2	223-7.2	45	91	35	54
Stuardi	34	110-252	0.437	139-166	0.837	388-11.4	109-3.2	152	140	100	95
Mathias	34	87-226	0.385	73-99	0.737	294-8.6	136-4.0	69	79	29	75
Wendolek	34	117-262	0.447	43-63	0.683	291-8.6	72-2.1	65	96	63	101
Baker	32	109-198	0.551	72-99	0.727	290-9.1	129-4.0	11	58	19	57
Nalu	34	88-198	0.444	46-62	0.742	251-7.4	164-4.8	60	74	32	80
Burke	33	67-124	0.540	55-77	0.714	191-5.8	82-2.5	98	78	53	63
Stokes	25	22-44	0.500	15-19	0.789	59-2.4	42-1.7	5	22	2	29
Savoy	9	4-13	0.308	4-12	0.333	12-1.3	12-1.3	4	8	3	8
Wingard	10	4-9	0.444	2-5	0.400	10-1.0	5-0.5	0	4	3	5
Dabney	9	2-7	0.286	3-6	0.500	7-0.8	8-0.9	1	2	0	4
Hosey	4	2-4	0.500	0-0	0.000	4-1.0	3-0.8	1	0	1	2
Egan	11	2-8	0.250	1-4	0.250	5-0.5	3-0.3	6	11	0	4
Sockwell	0	0-0	0.000	0-0	0.000	0-0.0	0-0.0	0	0	0	0
Nobles	0	0-0	0.000	0-0	0.000	0-0.0	0-0.0	0	0	0	0
TOTALS		843-1792	0.470	532-715	0.744	2365-69.6	1150-33.8	517	677	340	577



TALLADEGA COLLEGE

627 W. Battle St.
Talladega, AL 35160

Nickname: Tornadoes/Lady Tornadoes **Fieldhouse:** Callanan (seats 1200)
Colors: Crimson & Blue **Baseball Field:** Silsby
Enrollment: 575 **Athletic Phone:** 256-761-6232
President: Dr. Marguerite Achie-Hudson **Fax Number:** 256-761-6460

Athletic Director Alfred Baker
..... Phone: 256-761-6239 Home: 256-362-8767
..... Email: abaker@talladega.edu

Athletic Secretary Erikka Lawler
..... Phone: 256-761-6232
..... Email: elawler@talladega.edu

Coaching Staff:

..... **Men's Basketball Head** Alfred Baker
..... Phone: 256-761-6239 Home: 256-362-8767
..... **Assistant Men's Basketball** Lionel Garrett
..... Phone: 256-761-6240 Home: 770-294-4814

..... **Women's Basketball Head** Arrington Mackey
..... Phone: 256-761-6290 Home: 256-761-6404
..... Email: amackey@talladega.edu

..... **Cross Country (Men's & Women's)** Rodney Lipscomb
..... Email: rlipscomb@talladega.edu
..... Phone: 256-761-6238 Home: 256-835-1198

..... **Volleyball** Arrington Mackey
..... Phone: 256-761-6290 Home: 256-761-6404
..... Email: amackey@talladega.edu

TALLADEGA COLLEGE

..... Golf TBA
..... Men's Baseball Rodney Lipscomb
..... Phone: 256-761-6238 Home: 256-835-1198
..... Email: rlipscomb@talladega.edu
Sports Information/Publicity Ronnie Johnson
..... Phone: 256-761-6288 Home: 256-362-0921
..... Email: rtjohnson@talladega.edu
..... Fax: 256-761-6460
Faculty Athletic Representative Dr. Edward Hall
..... Phone: 256-761-6342
Registrar Florenta Dortch
..... Phone: 256-761-6418

TALLADEGA COLLEGE MEN'S BASKETBALL STATISTICS

Player	G	FGM/ATT	PCT	FTM/ATT	PCT	PTS/AVG	REB/AVG	AST	TO	ST	PF
Mer	18	93-191	48.7	99-130	76.2	290-16.1	121-6.72	45	74	34	48
les	21	2-20	10.0	1-5	20.0	6-0.29	17-0.81	6	10	9	8
ram	13	8-26	30.8	0-2	0.00	22-1.69	7-0.54	2	3	1	10
oton	28	142-373	38.1	108-150	72.0	422-15.1	103-3.68	110	124	32	68
n	23	78-231	33.8	18-34	52.9	222-9.65	68-2.96	41	57	24	72
obard	28	33-108	30.6	22-33	66.7	92-3.29	39-1.39	69	83	26	37
er	8	6-35	17.1	1-4	25.0	15-1.88	23-2.88	1	13	2	10
ey	20	19-57	33.3	5-8	62.5	49-2.45	46-2.30	3	10	3	19
rett	28	58-128	45.3	30-44	68.2	152-5.43	110-3.93	8	32	7	62
rkson	7	17-56	30.4	11-17	64.7	51-7.29	23-3.29	9	22	8	16
hkey	19	102-197	51.8	49-86	57.0	256-13.5	190-10.0	14	37	27	71
ir	12	9-21	42.9	2-5	40.0	20-1.67	16-1.33	1	11	3	6
bert	28	58-163	35.6	35-67	52.2	158-5.64	113-4.04	15	34	13	73
liams	23	11-41	26.8	18-39	46.2	40-1.74	60-2.61	5	19	6	56
iton	18	45-113	39.8	23-49	46.9	115-6.39	71-3.94	5	31	15	51
ser	8	10-35	28.6	0-1	0.00	27-3.38	16-2.00	8	9	7	10
TOTALS	28	695-1804	38.5	424-676	62.7	1947-69.5	1230-43.9	343	575	229	635

TALLADEGA COLLEGE LADY TORNADOES BASKETBALL STATISTICS

Player	G	FGM/ATT	PCT	FTM/ATT	PCT	PTS/AVG	REB/AVG	AST	TO	ST	PF
Walter	22	37-152	24.3	34-52	65.4	116-5.27	56-2.55	56	75	41	41
Wens	25	24-95	25.3	4-16	25.0	52-2.08	71-2.84	23	46	45	68
Wris	24	69-195	35.4	26-44	59.1	181-7.54	50-2.08	59	100	41	44
Wley	25	84-231	36.4	57-109	52.3	227-9.08	101-4.04	65	108	51	64
Wms	22	10-44	22.7	5-6	83.3	25-1.14	28-1.27	11	36	11	20
Wliams	26	122-330	37.0	38-58	65.5	282-10.8	157-6.04	34	76	29	80
Wh	23	124-264	47.0	48-103	46.6	296-12.9	200-8.70	17	26	23	72
Wkins	0	0-0	0.00	0-0	0.00	0-0.00	0-0.00	0	0	0	0
Wton	27	123-343	35.9	49-66	74.2	357-13.2	153-5.67	117	137	83	74
Wlders	26	103-239	43.1	42-91	46.2	248-9.54	187-7.19	27	57	29	68
Wpman	18	7-31	22.6	1-4	25.0	15-0.83	40-2.22	4	12	3	15
W	8	4-8	50.0	3-8	37.5	11-1.38	29-3.63	6	13	1	18
Wn	12	2-13	15.4	4-8	50.0	8-0.67	13-1.08	1	10	0	12
TOTALS	28	709-1945	36.5	311-565	55.0	1818-64.9	1322-47.2	420	701	371	582



TOUGALOO COLLEGE

Address: 500 West County Line Rd
Tougaloo, MS 39174

Enrollment: 1000

Fieldhouse: George A & Ruth B. Owens Health & Wellness Center (Seats 2500)

Fax Number: 601-978-1309

Nickname: Bulldogs, Lady Bulldogs

Colors: Royal Blue and Scarlet

President: Dr. Joe A. Lee

Athletic Director James H. Turner
 Phone: 601-977-7809 Home: 601-847-3446

Coaching Staff:

..... Men's Basketball Head James H. Turner
 Phone: 601-977-7809 Home: 601-847-3446
 Phone: 601-978-1191 Ext. 113

..... Assistant Broderick Owens
 Phone 601-978-1097 Home: 601-362-6253

..... Women's Basketball Head Vonetta E. Kelso
 Phone: 601-978-1098 Home: 601-924-8454

..... Assistant Women's Basketball Coach Charles Orr
 Phone: 601-978-1098 Home: 601-371-0115

..... Men's Cross Country Amir Hamiln
 Phone: 601-978-1096 Home: 601-957-0968

..... Head Golf Coach James Coleman *James.Coleman@tougaloo.edu* Dr. James Coleman
 Phone: 601-977-7887 Home: 601-981-9006

..... Head Tennis Coach Curtis Shaw
 Phone: 601-977-7720 Office: 601-977-7720

..... Athletic Trainer Andre Dotson
 Phone: 601-415-2060 Home: 601-415-2060

Sports Information/Publicity Athletic Coaching Staff
 Phone: 601-978-1098
 Fax: 601-978-1309

Faculty Athletic Representative *Fax 601-978-1343* Dr. James Coleman
 Phone: 601-977-7887 Home: 601-981-9006

Registrar Carolyn Evans
 Phone: 601-977-7765

TOUGALOO COLLEGE MEN'S BASKETBALL STATISTICS

Player	G	FGM/ATT	PCT	FTM/ATT	PCT	PTS/AVG	REB/AVG	AST	TO	ST	PF
Shing	20	50-131	0.382	21-70	0.300	131-6.6	26-1.3	7	33	9	23
leman	19	24-69	0.348	4-19	0.211	68-3.6	14-0.7	17	34	11	18
vis	6	20-31	0.645	1-2	0.500	54-9.0	10-1.7	5	11	10	12
guson	9	6-21	0.286	0-5	0.000	24-2.7	7-0.8	4	9	3	11
ns	26	75-152	0.493	11-40	0.275	216-8.3	136-5.2	50	50	51	87
loway	21	63-170	0.371	17-71	0.239	165-7.9	54-2.6	19	34	12	47
id	11	5-23	0.217	2-10	0.200	19-1.7	14-1.3	5	7	2	6
all	10	1-14	0.071	0-5	0.000	2-0.2	15-1.5	7	9	3	7
cks	24	51-119	0.429	0-0	0.000	121-5.0	86-3.6	17	47	12	86
vis	25	88-210	0.419	30-87	0.345	245-9.8	106-4.2	20	29	8	44
TOTALS	0	857-3045	0.419	399-619	0.645	2281-76.0	1169-39.0	364	580	251	727

TOUGALOO COLLEGE WOMEN'S BASKETBALL

Player	G	FGM/ATT	PCT	FTM/ATT	PCT	PTS/AVG	REB/AVG	AST	TO	ST	PF
rison	28	10-46	0.217	0-5	0.000	36-1.3	50-1.8	14	39	14	25
vler	29	103-281	0.367	12-39	0.308	306-10.6	185-6.4	99	123	67	84
lins	29	136-358	0.380	26-85	0.306	348-12.0	85-2.9	46	99	75	83
cks	29	87-232	0.375	10-44	0.237	218-7.5	108-3.7	30	59	50	40
rton	29	22-68	0.324	0-0	0.000	75-2.6	66-2.3	2	18	13	43
son	9	21-58	0.362	2-14	0.143	53-5.9	39-4.3	16	25	14	22
ker	9	21-59	0.356	1-8	0.125	52-5.8	28-3.1	14	30	17	21
rell	1	0-1	0.000	0-0	0.000	0-0.0	2-2.0	0	0	0	1
liamson	20	47-182	0.258	28-97	0.289	146-7.3	74-3.7	44	68	36	57
xson	15	8-26	0.308	0-0	0.000	21-1.4	57-3.8	6	10	1	30
keew	29	267-519	0.514	3-13	0.231	622-21.4	240-8.3	10	69	28	107
th	9	26-51	0.510	0-0	0.000	63-7.0	60-6.7	4	13	14	22
TOTALS	0	777-1974	0.394	379-622	0.609	2027-69.9	1054-36.3	316	590	347	564



WILLIAM CAREY COLLEGE

Address: 498 Tuscan Avenue

Hattiesburg, MS 39401-9913

Nickname: Crusaders, Lady Saders

Colors: Red, Black, White

Enrollment: 2402

President: Dr. Larry Kennedy.

Hattiesburg Main Fax Number: 601-582-6454

Gulfport Main Fax Number 228-897-7131

Gulfport
 1856 Beach Drive
 Box 308
 Gulfport, MS 39507

New Orleans
 3939 Gentilly Blvd.
 New Orleans, LA 70126

Athletic Director Steve Knight
 Phone: 601-582-6415 Home: 601-268-7039
 Fax: 601-582-6200 E-Mail: wccsports@wmcarey.edu
 or sknight@wmcarey.edu

Coaching Staff:

..... **Men's Basketball Head Steve Knight**
 Phone: 601-582-6415 Home: 601-268-7039
 **Assistant Doug Stoval**
 Phone 601-897-7144 Home: 601-896-6978
 **Women's Basketball Head Tracy English**
 Phone: 601-582-6111 Home: 601-261-2441
 Email: tenglish@wmcarey.edu
 **Student Assistant Cynthia Thompson**
 **Baseball Head Bobby Halford**
 Phone: 601-582-6110 Home: 601-264-1550
 Email: bhalford@wmcarey.edu
 **Graduate Assistant TBA**
 **Student Assistant Monte McMullan**

WILLIAM CAREY COLLEGE

..... Women's Softball Head Carrie Byrd
 Phone: 601-582-6431 Home: 601-264-1504
 Email: byrdcarrey@aol.com

..... Student Assistant Carlos Bell
 Graduate Assistant Heather Rawson

..... Men's Soccer Head Doug Stovall
 Phone: 601-897-7144 Home: 601-896-6978
 Email: wccmens-soccer@exite.com
 Graduate Assistant Oleg Chichkanov
 and... Nigel Davidson

..... Women's Soccer Head Doug Stovall
 Phone: 228-897-7142 Home: 601-896-6284
 Student Assistant Oleg Baleeu

..... Men's Golf Tracy English
 Phone: 601-582-6111 Home: 601-261-2441

ports Information/Publicity Laron Brumfield
 Phone: 601-582-6771 Home: 601-271-9021
 Email: laron.brumfield@wmcarey.edu

..... Faculty Athletic Representative Dr. E. Milton
 Wheeler
 Phone: 601-582-6165 Home: 601-268-3126

..... Registrar Mrs Cathy
 VanDevender
 Phone: 601-592-6195 Home: 228-896-1797
 Email: cathy.van.devender@wmcarey.edu

WILLIAM CAREY COLLEGE MEN'S BASKETBALL STATISTICS

Player	G	FGM/ATT	PCT	FTM/ATT	PCT	PTS/AVG	REB/AVG	AST	TO	ST	PF
McGill	31	177-391	.453	110-153	.719	533-17.2	130-4.2	35	85	32	96
Revis	34	173-363	.477	85-119	.714	454-13.4	190-5.6	85	87	50	74
Fairley	34	145-349	.415	37-68	.544	362-10.6	299-8.8	48	71	46	97
Hill	33	104-232	.449	66-78	.846	327-9.9	77-2.3	25	47	27	21
Conner	34	84-206	.409	51-83	.614	248-7.3	78-2.3	91	67	60	83
Luckett	32	83-169	.491	45-96	.469	214-6.7	103-3.2	42	46	29	84
Adams	27	64-101	.634	14-34	.412	142-5.3	94-3.5	31	24	18	61
Clark	31	28-60	.467	37-52	.712	95-3.1	57-1.8	3	18	7	23
Hodges	28	27-45	.600	14-26	.538	68-2.4	27-1.0	6	15	5	39
Johnson	34	29-76	.382	10-26	.385	70-2.1	71-2.1	37	36	27	36
Burt	25	19-53	.358	1-4	.250	50-2.0	18-0.7	6	7	4	16
Pope	32	26-54	.481	9-20	.450	61-1.9	26-0.8	6	12	7	27
Hicks	33	20-67	.299	7-12	.583	60-1.8	27-0.8	60	44	15	26
Rhodes	29	12-28	.429	2-9	.222	27-0.9	22-0.8	16	14	19	18
Thompson	13	1-11	.091	1-4	.250	3-0.2	3-0.2	6	1	0	4
TOTALS	34	992-2205	.450	489-784	.624	2714-79.8	1382-40.6	500	589	346	705

WILLIAM CAREY COLLEGE WOMEN'S BASKETBALL STATISTICS

Player	G	FGM/ATT	CT	FTM/ATT	PCT	PTS/AVG	REB/AVG	AST	TO	ST	PF
Sullivan,I	31	240-446	.538	118-214	.551	599-19.3	235-7.6	36	90	92	92
Sullivan,S	30	138-270	.511	108-166	.651	384-12.2	239-7.9	16	212	43	85
Tatum	29	118-243	.486	63-98	.643	322-11.1	118-4.1	48	67	35	53
Tims	27	67-162	.414	59-89	.663	206-7.6	90-3.3	104	112	38	76
Nelson	31	64-175	.355	56-84	.667	134-5.9	149-4.8	41	92	25	61
Williams	31	54-146	.370	21-37	.568	125-4.2	114-3.7	6	34	3	81
Bacoo	31	41-135	.304	27-51	.529	128-4.1	61-2.0	77	114	40	59
McGehee	31	40-139	.288	26-37	.703	124-4.0	82-2.6	35	51	14	48
Morris	12	15-44	.341	7-11	.636	39-3.1	24-2.0	20	34	9	17
McGill	3	0-0	.000	1-3	.333	1-0.3	0-0.0	0	0	0	1
TOTALS	31	777-1760	.441	486-790	.615	3194-62.2	1300-41.9	383	710	310	573



XAVIER UNIVERSITY OF LOUISIANA

Address: 1 Drexel Drive
New Orleans, LA 70125

Nickname: Gold Rush, Gold Nuggets
Colors: White and Gold

Enrollment: 3800
Fax Number: 504-485-7934

President: Dr. Norman C. Francis
Fieldhouse: The Barn (Seats 1200)

Athletic Director **Todd Keller**
..... Phone: 504-483-7330 Home: 504-536-6996

Coaching Staff:

..... **Men's Basketball Head** **Dale Valdery**
..... Phone: 504-483-7314 Home: 504-245-0491

..... **Assistant** **Dannton Jackson**
..... Phone 504-483-5448 Home: 504-482-8483

..... **Women's Basketball Head** **Robert Browder**
..... Phone: 504-483-7333 Home: 504-486-3898

..... **Assistant** **Darrilyn Broussard**
..... Phone: 504-483-7513 Home: 504-361-1444

..... **Cross Country (Mens and Womens)** **Steve Kalbaugh**
..... Phone: 504-485-5008 Home: 504-887-0534

..... **Tennis (Mens and Womens)** **Lisa Robinson**
..... Phone: 504-485-5007 Home: 504-484-7201

Sports Information/Publicity **Terri Burton**
..... Phone: 504-485-5429 Fax: 504-485-7933
..... Home: 504-362-8409

Intramural Director **Sterling Steward**
..... Phone: 504-483-7334 Home: 504-812-9275

Faculty Athletic Representative **Sr. Grace Mary Flickinger**
..... Phone: 504-483-7526 Home: 504-482-0917
..... Fax: 504-485-7918

Registrar **Jo Ann Taylor**
..... Phone: 504-485-7599 Home: 504-482-2239

XAVIER UNIVERSITY GOLD NUGGETS BASKETBALL STATISTICS

Player	G	FGM/ATT	PCT	FTM/ATT	PCT	PS/AVG	REB/AVG	AST	TO	ST	PF
Jones	31	45-149	30.2	49-75	65.3	158-5.1	45-1.5	60	62	42	48
Robinson	7	15-36	41.7	2-3	66.7	36-5.1	15-2.1	10	8	2	14
Fleming	31	60-193	31.1	44-79	55.7	182-5.9	111-3.6	61	59	50	61
Sylvester	31	20-58	34.5	7-16	43.8	47-1.5	75-2.4	19	30	30	43
Graham	31	83-211	39.3	45-75	60.0	213-6.9	68-2.2	97	78	67	78
Irvin	8	18-46	39.1	2-3	66.7	38-4.8	28-3.5	1	6	2	10
Scott	26	31-86	36.0	4-5	80.0	85-3.3	19-0.7	18	21	5	16
Ransaw	30	47-134	35.1	25-50	50.0	119-4.0	82-2.7	63	73	40	78
Bell	31	126-292	43.2	54-82	65.9	314-10.1	223-7.2	36	52	45	71
Lewis	31	58-125	46.4	36-54	66.7	153-4.9	99-3.2	12	38	14	53
Jeanpierre	31	87-211	41.2	30-40	75.0	204-6.6	155-5.0	16	45	32	70
Muwakkif25	10-27		37.0	1-1	100.0	21-0.8	25-1.0	0	13	3	15
Black	28	19-86	22.1	41-76	53.9	79-2.8	73-2.6	12	26	6	37
Taylor	31	128-348	36.8	55-75	73.3	347-11.2	165-5.3	32	88	33	91
TOTALS	31	747-2002	37.3	395-634	62.3	1996-64.4	1183-41.7	437	611	371	685

XAVIER UNIVERSITY GOLD RUSH BASKETBALL STATISTICS

Player	G	FGM/ATT	PCT	FTM/ATT	PCT	PTS/AVG	REB/AVG	AST	TO	ST	PF
Smith_Ken	30	191-244	42.4	36-62	58.1	222-7.4	88-2.9	161	84	93	72
Smith_Ker	30	351-288	42.7	75-115	65.2	403-13.4	70-2.3	116	72	100	82
Harris	4	3-2	100.0	0-1	00.0	8-2.0	1-0.3	1	0	1	0
Denning	27	70-10	30.0	15-21	71.4	67-2.5	14-0.5	13	17	17	31
Leslie	8	6-1	50.0	3-5	60.0	10-1.3	2-0.3	3	7	1	6
Taylor	30	118-5	52.5	37-62	59.7	166-5.5	103-3.4	9	25	24	49
Mickie	4	2-0	50.0	2-2	100.0	4-1.0	4-1.0	0	1	1	5
Carter	22	122-29	33.6	16-22	72.7	127-5.8	63-2.9	22	23	14	25
McCollum	29	259-47	46.3	63-82	76.8	350-12.1	112-3.9	35	66	50	76
Foster	27	127-1	52.8	43-57	75.4	178-6.6	95-3.5	21	39	24	42
Riley	29	228-0	49.6	58-96	60.4	284-9.8	137-4.7	19	53	29	88
Bart-Williams	30	151-0	57.6	22-39	56.4	196-6.5	144-4.8	28	35	51	88
Green	10	11-0	36.4	0-0	0	8-0.8	9-0.9	1	8	0	8
Stallworth	27	124-0	46.0	33-61	54.1	147-5.4	81-3.0	13	37	22	56
TOTALS	30	810-1763	45.9	403-625	64.5	2170-72.3	923-33.0	442	467	427	628

**1999-00 Men's Basketball Team Statistics
GCAC Standings**

FINAL REGULAR SEASON STANDINGS Men's Basketball

SCHOOL	CONFERENCE			OVERALL		
	WON	LOST	PCT.	WON	LOST	PCT.
Spring Hill (Ala.)	16	2	.889	26	6	.813
Mobile (Ala.)	15	3	.833	24	8	.750
William Carey (Miss.)	11	7	.611	21	11	.656
Dillard (La.)	10	8	.556	16	14	.533
Xavier (La.)	9	9	.500	15	13	.536
Louisiana College	9	9	.500	12	17	.414
Southern Univ.-NO	9	9	.500	14	12	.538
Tougaloo (Miss.)	7	11	.389	12	18	.400
Loyola (La.)	2	16	.111	6	25	.194
Talladega (Ala.)	2	16	.111	4	24	.143

TEAM SCORING MARGIN			OWN	OPP	
SCHOOL	W-L	G	POINTS	POINTS	+/-
Mobile (Ala.)	24-8	32	2580	2270	9.69
Spring Hill (Ala.)	26-6	32	2371	2072	9.34
Xavier (La.)	15-13	28	2059	1882	6.32
William Carey (Miss.)	21-11	32	2578	2386	6.00
Dillard (La.)	16-14	27	2161	2124	1.37
Louisiana College	12-17	29	2120	2119	0.03
Southern Univ.-NO	14-12	25	2021	2041	-0.80
Tougaloo (Miss.)	12-18	28	2046	2238	-6.86
Loyola (La.)	6-25	31	1939	2277	-10.90
Talladega (Ala.)	4-24	28	1938	2328	-13.93

TEAM REBOUNDING MARGIN			OWN	OPP	
SCHOOL	G		REB.	REB.	+/-
Dillard (La.)	27		1057	796	9.67
Mobile (Ala.)	32		1234	1016	6.81
Spring Hill (Ala.)	32		1159	1064	2.97
William Carey (Miss.)	32		1294	1223	2.22
Xavier (La.)	28		918	876	1.50
Southern Univ.-NO	25		897	863	1.36
Talladega (Ala.)	28		1221	1231	-0.36
Loyola (La.)	31		1088	1130	-1.35
Tougaloo (Miss.)	28		871	1080	-7.46
Louisiana College	29		786	1012	-7.79

TEAM FIELD GOAL PERCENTAGE

SCHOOL	G	FGM	FGA	PCT.
Southern Univ.-NO	25	735	1458	.504
Dillard (La.)	27	808	1643	.492
Xavier (La.)	28	768	1652	.465
Spring Hill (Ala.)	32	797	1753	.455
Mobile (Ala.)	32	886	1949	.455
William Carey (Miss.)	32	942	2089	.451
Tougaloo (Miss.)	28	697	1560	.447
Louisiana College	29	754	1693	.445
Loyola (La.)	31	654	1660	.394
Talladega (Ala.)	28	692	1802	.384

TEAM STATISTICS

TEAM SCORING OFFENSE

SCHOOL	W-L	G	POINTS	AVG.
Southern Univ.-NO	14-12	25	2021	80.8
Mobile (Ala.)	24-8	32	2580	80.6
William Carey (Miss.)	21-11	32	2578	80.6
Dillard (La.)	16-14	27	2161	80.0
Spring Hill (Ala.)	26-6	32	2371	74.1
Xavier (La.)	15-13	28	2059	73.5
Louisiana College	12-17	29	2120	73.1
Tougaloo (Miss.)	12-18	28	2046	73.1
Talladega (Ala.)	4-24	28	1938	69.2
Loyola (La.)	6-25	31	1939	62.5

TEAM SCORING DEFENSE

SCHOOL	W-L	G	POINTS	AVG.
Spring Hill (Ala.)	26-6	32	2072	64.8
Xavier (La.)	15-13	28	1882	67.2
Mobile (Ala.)	24-8	32	2270	70.9
Louisiana College	12-17	29	2119	73.1
Loyola (La.)	6-25	31	2277	73.5
William Carey (Miss.)	21-11	32	2386	74.6
Dillard (La.)	16-14	27	2124	78.7
Tougaloo (Miss.)	12-18	28	2238	79.9
Southern Univ.-NO	14-12	25	2041	81.6
Talladega (Ala.)	4-24	28	2328	83.1

TEAM 3-POINT FIELD GOAL PERCENTAGE

SCHOOL	G	3PT FGM	3PT FGA	PCT.
Louisiana College	29	286	685	.418
Spring Hill (Ala.)	32	179	474	.378
Mobile (Ala.)	32	200	532	.376
Xavier (La.)	28	135	371	.364
Dillard (La.)	27	109	315	.346
Southern Univ.-NO	25	107	311	.344
Tougaloo (Miss.)	28	138	403	.342
William Carey (Miss.)	32	230	689	.334
Balladega (Ala.)	28	133	470	.283
Loyola (La.)	31	144	512	.281

TEAM FREE THROW PERCENTAGE

SCHOOL	G	FTM	FTA	PCT.
Mobile (Ala.)	2	608	848	.717
Southern Univ.-NO	25	438	645	.679
Spring Hill (Ala.)	32	598	882	.678
Tougaloo (Miss.)	28	338	510	.663
Dillard (La.)	27	436	663	.658
Louisiana College	29	326	496	.657
Xavier (La.)	28	388	599	.648
Loyola (La.)	31	487	765	.637
Balladega (Ala.)	28	421	673	.626
William Carey (Miss.)	32	464	749	.619

INDIVIDUAL STATISTICS

GCAC INDIVIDUAL SCORING LEADERS (Min. 50% of Team Games Played)

Name	School	Ht.	Year	G	3-Pt FG	Total FG	FT	Points	Avg
Rene Antee	MOB	6-0	SR	28	75	178	118	549	19.6
Ted Thomas	DIL	6-3	SR	25	55	152	87	446	17.8
Ray McGill	WC	6-6	SR	29	63	164	103	494	17.0
Ryan Taylor	LC	6-5	SR	27	104	149	57	459	17.0
Leon Mitchell	SUNO	6-0	SR	25	43	126	126	421	16.8
Michael Turner	TALL	6-6	FR	18	5	93	99	290	16.1
Bryon Wilson	SUNO	6-9	SR	18	4	117	44	282	15.7
Marcus Smith	LC	5-11	JR	28	29	137	123	426	15.2
Lancelot Loncke	DIL	6-7	SO	26	0	154	87	395	15.2
Desmond Rodney	DIL	6-9	SR	27	0	173	61	407	15.1
Tawaski Lawton	TALL	5-10	SR	28	30	142	108	422	15.1
Shawn McKee	SH	6-5	FR	32	0	187	99	473	14.8
Ryan Vines	LC	6-4	FR	27	92	138	22	390	14.4
Tony Younger	SH	6-6	SO	31	15	130	161	436	14.1
Pat Dabon	SUNO	6-8	SR	25	0	133	85	351	14.0
Yussef Jasmine	LOY	6-2	SR	31	0	154	127	435	14.0
Marcus Mackey	TALL	6-5	SR	19	3	102	49	256	13.5
Kermit Smith	XAV	5-8	JR	28	25	138	72	373	13.3
Jason Revies	WC	6-3	JR	32	22	161	82	426	13.3
Travis Blackwel	MOB	6-4	JR	28	24	117	91	349	12.5
Karega McCollum	XAV	6-3	SR	27	42	113	60	328	12.1
Joe Zuppardo	LOY	6-1	SR	31	56	96	112	360	11.6
Nicky Saacks	SH	6-8	JR	32	29	143	43	358	11.2
Eric Olen	SH	6-4	FR	32	62	101	94	358	11.2
Michael Fairley	WC	6-6	JR	32	34	139	34	346	10.8
Robert Moman	MOB	6-5	SO	32	4	116	105	341	10.7
Delvin Powell	MOB	6-5	SR	32	1	131	68	331	10.3
Chris Riley	XAV	6-7	SO	27	0	108	56	272	10.1

MACAC INDIVIDUAL REBOUNDING LEADERS

Name	School	Ht.	Yr.	G	Rebounds	Avg.
Desmond Rodney	DIL	6-9	SR	27	279	10.3
Marcus Mackey	TALL	6-5	SR	19	190	10.0
Lancelot Loncke	DIL	6-7	SO	26	242	9.3
Michael Fairley	WC	6-6	JR	32	284	8.9
Lat Dabon	SUNO	6-8	SR	25	188	7.5
Michael Turner	TALL	6-6	FR	18	121	6.7
Corey Gallaway	TOUG	NA	NA	27	178	6.6
Mussef Jasmine	LOY	6-2	SR	31	198	6.4
Tony Younger	SH	6-6	SO	31	195	6.3
Delvin Powel	MOB	6-5	SR	32	200	6.3
Byron Wilson	SUNO	6-9	SR	19	115	6.1
Nicky Saacks	SH	6-8	JR	32	190	5.9
Ganny Drefahl	LOY	6-7	JR	31	177	5.7
Robert Moman	MOB	6-5	SO	32	181	5.7
Mason Revies	WC	6-3	JR	32	178	5.6
Leon Mitchell	SUNO	6-0	SR	25	138	5.5
Shawn McKee	SH	6-5	FR	32	161	5.0

GCAC INDIVIDUAL FIELD GOAL PERCENTAGE LEADERS (Min. 5 FG Made Per Game)

Name	School	Ht.	Yr.	G	FGM	FGA	Pct.
Bryon Wilson	SUNO	6-9	SR	19	117	195	.600
Desmond Rodney	DIL	6-9	SR	27	173	312	.554
Lancelot Loncke	DIL	6-7	SO	26	154	283	.544
Shawn McKee	SH	6-5	FR	32	187	353	.530
Marcus Mackey	TALL	6-5	SR	19	102	197	.518
Ted Thomas	DIL	6-3	SR	25	152	311	.489
Michael Turner	TALL	6-6	FR	18	93	191	.487
Jason Revies	WC	6-3	JR	32	161	340	.474
Ryan Taylor	LC	6-5	SR	27	149	321	.464
Pat Dabon	SUNO	6-8	SR	25	133	291	.457
Rene Antee	MOB	6-0	SR	28	178	400	.445
Yussef Jasmine	LOY	6-2	SR	31	154	357	.431
Ray McGill	WC	6-6	SR	29	164	383	.428
Leon Mitchell	SUNO	6-0	SR	25	126	311	.405

INDIVIDUAL THREE POINT FIELD GOAL PERCENTAGE (Min. 1.0 Made Per Game)

Name	School	Ht.	Yr.	G	3-PT FGM	3-PTFGA	PCT.
Ryan Taylor	LC	6-5	SR	27	104	214	.486
Ryan Vines	LC	6-4	FR	29	92	202	.455
Rene Antee	MOB	6-0	SR	28	75	178	.421
Eric Hill	WC	6-0	SR	31	50	119	.420
Ted Thomas	DIL	6-3	SR	25	55	133	.414
Eric Olen	SH	6-4	FR	32	62	151	.411
Karega McCollum	XAV	6-3	SR	27	42	105	.400
Kallili Stallworth	MOB	6-0	SR	32	68	170	.400
Leon Mitchell	SUNO	6-0	SR	25	43	110	.391
Shane Cline	SH	6-0	JR	24	33	91	.363
Tawaski Lawton	TALL	5-10	SR	28	30	87	.345
Joe Zuppardo	LOY	6-1	SR	31	56	180	.311
Ricky Koen	TALL	5-10	SR	23	48	157	.306

INDIVIDUAL FREE THROW PERCENTAGE (Min. 2.5 FTM Per Game)

Name	School	Ht.	Yr.	G	FTM	FTA	PCT.
Leon Mitchell	SUNO	6-0	SR	25	126	161	.783
Rene Antee	MOB	6-0	SR	28	118	154	.766
Michael Turner	TALL	6-6	FR	18	99	130	.762
Joe Zuppardo	LOY	6-1	SR	31	112	151	.742
Eric Olen	SH	6-4	FR	32	94	127	.740
Jason Revies	WC	6-3	JR	32	82	112	.732
Tawaski Lawton	TALL	5-10	SR	28	108	150	.720
Reggie Warren	SH	6-7	FR	32	77	107	.720
Ray McGill	WC	6-6	SR	29	103	145	.710
Travis Blackwell	MOB	6-4	JR	26	89	126	.706
Ted Thomas	DIL	6-3	SR	25	87	125	.696
Tony Younger	SH	6-6	SO	31	161	240	.671
Kermit Smith	XAV	5-8	JR	28	72	111	.649

INDIVIDUAL ASSIST LEADERS

Name	School	Ht.	Yr.	G	ASSISTS	AVG.
Kendal Smith	XAV	5-8	JR	28	153	5.5
Marcus Smith	LC	5-11	JR	28	129	4.6
Travis Blackwell	MOB	6-4	JR	28	127	4.5
Tawaski Lawton	TALL	5-10	SR	28	110	3.9
Kermit Smith	XAV	5-8	JR	28	108	3.9
Tony Younger	SH	6-6	JR	31	107	3.5
Rene Antee	MOB	6-0	SR	28	92	3.3



GCAC Men's Basketball Season Records

Team Scoring, Seas. Avg., Off.	Wm. Carey, 1989-90, 94.7
Team Scoring, Seas. Avg., Def.	Belhaven, 1981-82, 55.6
Team Scoring, Seas. Avg., Margin	Mobile Col. 1987-88, +18.6
Team FGM, Seas.	Sp. Hill, 1987-88, 1244
Team FG Pct., Seas.	Sp. Hill, 1987-88, .56 (1244/2221)
Team FTM, Seas.	Wm. Carey, 1988-89, 709
Team FT Pct., Seas.	W.C., 1982-83 .757 (433/572)
Team Reb., Seas. Avg., Off.	Wm. Carey, 1989-90, 48.9
Team Reb., Seas. Avg. Def.	Dillard, 1986-87, 41.5
Team Reb. Seas. Avg., Margin	Wm. Carey, 1994-96, 41.5
Team Three Point FG, Total Seas.	Wm. Carey, 1989-90, +10.4
Team Three Point FG, Seas. Pct.	Wm. Carey, 1994-95, 315
Most Wins, Team, Seas.	SUNO, 1987-88, .435 (85-195)
Team Three Point FG, Seas. Pct.	Mobile, 1993-94, 32
Most Wins, Team, Seas.	SUNO, 1987-88, .435 (85-195)
Individual Scoring, Seas., Total Pts	Mobile, 1993-94, 32
Individual Scoring, Seas., Game Avg.	Gray, Wm. Carey, 1985-86, 773
FG Shooting, Total Made, Seas.	Jones, Dillard, 1988-89, 26.0
FG Shooting, Seas., Pct.	Jones, Dillard, 1988-89, 297
FT Shooting, Total Made, Seas.	Gullet, Xavier, 1981-82, 67(118/174)
FT Shooting, Seas. Pct.	Woody, Wm. Carey, 1984-85, 189
Individual Reb., Seas., Total	Gray, Wm. Carey, 1985-86., 189
Individual Reb., Seas., Game Avg.	Ford, W. C., 1997-1998, .889(144-162)
Assists. Total, Seas.	Hamilton, L.C., 1984-85 .886 (62-70)
Assists, Seas., Game Avg.	Cooper, Wm. Carey, 1983-84, 346
Three Point FG, Seas., Total	Bentley, Tougaloo, 1996-97, 13.4
	Nelson, Spring Hill, 1987-88, 279
	Nelson, Spring Hill, 1987-88. 6.9
	Dexter Pugh, WC, 1996-97, 125

Men's Basketball Season Records Continued

Three Point FG, Seas. Pct.	Clemons, Mobile, 1993-4, .537 (22-41)
Team Record, Best Pct.	Mobile, 1993-94, .941 (32-2)
Individual Scoring Seas. Total Pts.	Gray, Wm Carey, 1989-90, 773
Individual Scoring Seas. Game Avg.	Jones, Dillard, 1988-89, 26.0
FG Shooting, Total Made, Seas.	Jones, Dillard, 1988-89, 297
FG Shooting, Seas., Pct.	Gullet, Xavier, 1981-82, .678 (118/174)
FT Shooting, Total Made, Seas.	Woody, Wm. Carey, 1984-85, 189
	Gray, Wm. Carey, 1985-86., 189
FT Shooting, Seas. Pct.	Hamilton, LC, 1984-85 .886 (62-70)
	Ford, WC, 1997-98 .889 (144-162)
Individual Reb., Seas., Total	Cooper, Wm. Carey, 1983-84, 346
Individual Reb., Seas., Game Avg.	Bentley, Tougaloo, 1996-97, 13.4
Assists. Total, Seas.	Nelson, Spring Hill, 1987-88, 279
Assists, Seas., Game Avg.	Nelson, Spring Hill, 1987-88. 6.9
Three Point FG, Seas., Total	Dexter Pugh, WC, 1996-97, 125
Three Point FG, Seas. Pct.	Clemons, UOM, 1993-4, .537 (22-41)
Team Record, Best Pct.	Mobile, 1993-94, .941 (32-2)

GCAC Men's Basketball Individual Game Records

Most Points Scored	42 Steve Magee, LC vs Belhaven, Jan 6, 1997
Most FGA	31 Juan Mercier, Xavier vs Belhaven, 2/14/1987
Most FGM	17 Eugene Johnson, Wm. Carey, 2/12/1982
Most FTA	21 Juan Mericer, Xavier vs La Col., 01/19/1987
Most FTM	17 Tony Woody, Wm. Carey vs Dillard, 1/14/85
Most 3 pt. FGA	17 Barry Johnson, Dillard vs Tougaloo, Jan 21, 1989.
Most 3 pt. FGM	10 Francisco Hardy, Wm. Carey vs Toug., Jan 24, 1991.
Most Rebounds	22 Zac Cooper, Wm. Carey vs Sp. Hill, Feb 12, 1983.
Most Assists	19 Derrick Collins, Xavier vs Sp. Hill, Feb 3, 1986.
Most Steals	8 Leslie McClinton, Wm Carey vs Sp. Hill, 1/29, 1990. 8 Dennis Powell, UM vs Xavier, Jan 21, 1993.
Most Blocked Shots	9 John Laird, W.C. vs Tougaloo 2/2/99
<u>Team Single Game</u>	
Most Points Scored	132 Wm. Carey vs SUNO, Feb 23, 1989 132 Belhaven vs SUNO, Feb 16, 1991 31 Tougaloo vs Mobile, Jan 21, 1993
Fewest Points Scored	31 Tougaloo vs Mobile, Jan 21, 1993
Most FGA	94 Wm. Carey vs Spring Hill, Feb 27, 1984
Most FGM	49 Wm. Carey vs Xavier, Feb 17, 1990
Most FTA	56 Spring Hill vs Dillard, March 7, 1997
Most FTM	41 Spring Hill vs Dillard, March 7, 1997
Most 3 Pt. FGA	36 Wm. Carey vs Tougaloo, Feb 6, 1995
Most 3 PT. FGM	16 LC vs Belhaven, Jan 6, 1997
Most Rebounds	69 Wm. Carey vs Xavier, Feb 17, 1990
Most Assists	38 Wm. Carey vs SUNO, Feb 23, 1989
Most Pts., Losing Game	123 SUNO vs Belhaven, Feb 16, 1991
Fewest Pts. Winning gm	51 Dillard vs Belhaven, Jan 26, 1984
Most Pts, Both Teams	255 Belhaven vs SUNO, Feb 16, 1991
Fewest Pts, Both Teams	97 Belhaven vs Xavier, Jan 21, 1982
Highest Field Goal %	70.0 Spring Hill vs SUNO, Jan 11, 1993
Lowest Field Goal %	29.5 Xavier vs Wm. Carey, Feb 10, 1996
Highest FG % Both Teams	64.0 Wm. Carey vs Tougaloo, Mar 3, 1995
Lowest FG % Both Teams	33.3 Wm. Carey vs Mobile, Jan 18, 1994



1999-2000 GCAC Men's Basketball All-Conference Team

<i>Name</i>	<i>School</i>	<i>POS</i>	<i>HT</i>	<i>CL</i>
1.Rene Antee	University of Mobile	Guard	6-0	SR
2.Ted Thomas	Dillard	Guard	6-3	SR
3.Desmond Rodney	Dillard	Center	6-9	SR
4.Ryan Taylor	Louisiana College	Forward	6-5	SR
5.Ray McGill	William Carey	Forward	6-6	SR
6.Kermit Smith	Xavier	Guard	5-8	JR
7.Tony Younger	Spring Hill	Forward	6-6	SO
8.Byron Wilson	SUNO	Forward	6-9	SR
9.Travis Blackwell	University of Mobile	Guard	6-4	JR
10.Marcus Smith	Louisiana College	Guard	5-11	JR
11.Shawn McKee	Spring Hill	Forward	6-5	FR
12.Marcus Mackey	Talladega	Forward	6-5	SR
13.Lancelot Loncke	Dillard	Forward	6-7	SO
14.Leon Mitchell	SUNO	Guard	6-0	SR
15.Yussef Jasmine	Loyola	Guard	6-2	SR

Player of the Year: Rene Antee-University of Mobile

Newcomer of the Year: Ray McGill-William Carey College

Freshman of the Year: Eric Olen-Spring Hill College

Coach of the Year: Bill Carr

1999-2000 GCAC Women's Basketball All-Conference Team:

Name	School	Hgt.	Class	POS
1.Lakeisha Gaskew	Tougaloo	5-10	SR	Forward
2.Andrea Watson	SUNO	5-10	SR	Guard
3.Tracey Sullivan	William Carey	6-1	SR	Forward
4.Jennifer McGinnis	Spring Hill	6-2	SR	Forward
5.Jennifer Labiche	Loyola	5-10	SO	Forward
6.Denise Sepulvado	Louisiana College	5-11	SR	Forward
7.Lindsey Stuardi	Spring Hill	5-5	SR	Guard
8.Monique McKenzie	University of Mobile	4-11	SR	Guard
9.Rachelle Guyton	Talladega	5-6	SO	Guard
10.Olivia Crawford	University of Mobile	5-11	SR	Center
11.Lynzi Taylor	Xavier	6-1	SR	Forward
12.Melissa Threadgill	SUNO	5-10	JR	Forward
13.Stacey Sullivan	William Carey	6-1	JR	Forward
14.Gaytreal Keith	Talladega	6-0	SO	Forward
15.Tonia Moore	Dillard	NA	SO	Guard
16.Tarona Bell	Xavier	5-11	SR	Forward
17.Veronica Washington	SUNO	6-0	SR	Forward

Player of the Year: Andrea Watson

**Freshman of the Year: Alisheian Graham-Xavier University
and Julie Chastant-Loyola University**

Newcomer of the Year: Melissa Threadgill-SUNO

Coach of the Year: Terry Fowler-Spring Hill College

**1999-2000 Women's Basketball Team Statistics
1999-2000**

**GULF COAST ATHLETIC CONFERENCE
STANDINGS, RESULTS & STATISTICS**

SCHOOL	CONFERENCE			OVERALL		
	WON	LOST	PCT.	WON	LOST	PCT.
Spring Hill	13	5	.722	20	10	.667
Southern Univ.	13	5	.722	23	5	.821
Louisiana College	12	6	.667	16	10	.615
William Carey	12	6	.667	21	8	.724
Xavier	11	7	.611	15	15	.500
Mobile	10	8	.556	12	17	.414
Tougaloo	7	11	.389	12	17	.414
Dillard	5	13	.278	11	16	.407
Talladega	4	14	.222	11	17	.393
Loyola	3	15	.167	8	21	.276

TEAM STATISTICS

TEAM SCORING OFFENSE

<i>SCHOOL</i>	<i>W-L</i>	<i>G</i>	<i>POINTS AVG.</i>	
Southern Univ.	23-5	26	2413	92.8
Mobile	12-17	29	2140	73.8
Spring Hill	20-10	30	2092	69.7
Tougaloo	11-17	28	1938	69.2
William Carey	21-8	29	1988	68.6
Louisiana College	16-10	26	1753	67.4
Dillard	11-16	25	1654	66.2
Talladega	11-17	28	1818	64.9
Xavier	15-14	29	1881	64.9
Loyola	8-21	29	1876	64.7

TEAM SCORING DEFENSE

<i>SCHOOL</i>	<i>W-L</i>	<i>G</i>	<i>POINTS AVG.</i>	
William Carey	21-8	29	1813	62.5
Spring Hill	20-10	30	1889	63.0
Xavier	15-14	29	1854	63.9
Dillard	11-16	25	1605	64.2
Southern Univ.	23-5	26	1760	67.7
Loyola	8-21	29	1966	67.8
Louisiana College	16-10	26	1768	68.0
Talladega	11-17	28	1996	71.3
Mobile	12-17	29	2095	72.2
Tougaloo	11-17	28	2164	77.3

TEAM SCORING MARGIN

<i>SCHOOL</i>	<i>W-L</i>	<i>G</i>	<i>OWN POINTS</i>	<i>OPP POINTS</i>	<i>+/-</i>
Southern Univ.	23-5	26	2413	1760	25.12
Spring Hill	20-10	30	2092	1889	6.77
William Carey	21-8	29	1988	1813	6.03
Dillard	11-16	25	1654	1605	1.96
Mobile	12-17	29	2140	2095	1.55
Xavier	15-14	29	1881	1854	0.93
Louisiana College	16-10	26	1753	1768	-0.58
Loyola	8-21	29	1876	1966	-3.10
Talladega	11-17	28	1818	1996	-6.36
Tougaloo	11-17	28	1938	2164	-8.07

TEAM REBOUNDING MARGIN		OWN	OPP	
SCHOOL	G	REB.	REB.	+/-
William Carey	29	1225	1023	6.97
Mobile	29	1292	1115	6.10
Loyola	29	1240	1096	4.97
Xavier	29	1204	1074	4.48
Southern Univ.	26	1010	935	2.88
Dillard	25	977	970	0.28
Talladega	28	1322	1375	-1.89
Tougaloo	28	1061	1118	-2.04
Louisiana College	26	856	955	-3.81
Spring Hill	30	1008	1204	-6.53

TEAM FIELD GOAL PERCENTAGE

SCHOOL	G	FGM	FGA	PCT.
Southern Univ.	26	919	1848	.497
Spring Hill	30	749	1605	.467
Tougaloo	28	748	1667	.449
William Carey	29	724	1648	.439
Mobile	29	816	1938	.421
Dillard	25	643	1676	.384
Louisiana College	26	635	1656	.383
Loyola	29	644	1684	.382
Xavier	29	700	1853	.378
Talladega	28	709	1945	.365

TEAM 3-POINT FIELD GOAL PERCENTAGE

<i>SCHOOL</i>	<i>G</i>	<i>3PT FGM</i>	<i>3PT FGA</i>	<i>PCT.</i>
Louisiana College	26	144	403	.357
Spring Hill	30	130	374	.348
Southern Univ.	26	105	329	.319
Xavier	29	103	355	.290
Loyola	29	91	320	.284
William Carey	29	71	254	.280
Talladega	28	89	331	.269
Tougaloo	28	83	312	.266
Mobile	29	48	199	.241
Dillard	25	44	212	.208

TEAM FREE THROW PERCENTAGE

<i>SCHOOL</i>	<i>G</i>	<i>FTM</i>	<i>FTA</i>	<i>PCT.</i>
Spring Hill	30	464	629	.738
Southern Univ.	26	478	666	.718
Louisiana College	26	339	483	.702
Mobile	29	460	663	.694
Loyola	29	497	755	.658
Tougaloo	28	349	551	.633
Xavier	29	378	598	.632
William Carey	29	469	763	.615
Dillard	25	324	565	.573
Talladega	28	311	565	.550

INDIVIDUAL STATISTICS

GACAC INDIVIDUAL SCORING LEADERS (Min. 50% of Team Games Played)

<i>Name</i>	<i>School</i>	<i>Ht.</i>	<i>Year</i>	<i>G</i>	<i>3-Pt FG</i>	<i>Total FG</i>	<i>FT</i>	<i>Points</i>	<i>Avg</i>
Andrea Watson	SUNO	5-10	SR	26	60	276	61	673	25.9
LaKeisha Gaskew	TOUG	5-10	SR	28	3	255	78	591	21.1
Tracey Sullivan	WC	6-1	SR	29	0	221	113	555	19.1
Melissa Threadgill	SUNO	5-10	JR	26	0	176	129	481	18.5
Jennifer McGinnis	SH	6-2	SR	27	24	203	66	496	18.4
Denise Sepulvado	LC	5-11	SR	26	2	137	131	407	15.7
Veronica Washington	SUNO	6-0	SR	26	1	149	95	394	15.2
Rachelle Guyton	TALL	5-6	SO	27	62	123	49	357	13.2
Jennifer Labiche	LOY	5-10	SO	29	0	127	129	383	13.2
Gaytreal Keith	TALL	6-0	SO	23	0	124	48	296	12.9
Olivia Crawford	MOB	5-11	SR	29	1	150	69	370	12.8
Tonia Moore	DIL	NA	SO	23	8	111	59	289	12.6
Stacey Sullivan	WC	6-1	JR	28	0	120	98	338	12.1
Monique McKenzie	MOB	4-11	SR	29	13	128	79	348	12.0
Terri Tatum	WC	5-7	SR	28	23	117	63	320	11.4
Lindsey Stuardi	SH	5-5	SR	30	24	98	120	340	11.3
Syynzi Taylor	XAV	6-1	SR	29	34	117	53	321	11.1
Allyson Arthur	LC	5-9	JR	26	44	107	26	284	10.9
Bonika Williams	TALL	6-0	SO	26	0	122	38	282	10.8
Krystal Kaiser	LC	5-9	SR	22	40	78	32	228	10.4
Julie Chastant	LOY	6-2	FR	26	25	102	37	266	10.2
Farona Bell	XAV	5-11	SR	29	8	117	51	293	10.1

GCAC INDIVIDUAL REBOUNDING LEADERS

<i>Name</i>	<i>School</i>	<i>Ht.</i>	<i>Yr.</i>	<i>G</i>	<i>Reb.</i>	<i>Avg.</i>
Jennifer Labiche	LOY	5-10	SO	29	295	10.2
Olivia Crawford	MOB	5-11	SR	29	270	9.3
Gaytreall Keith T	ALL	6-0	SO	23	200	8.7
Melissa Threadgill	SUNO	5-10	JR	26	214	8.2
Lakeisha Gaskew	TOUG	5-10	SR	28	225	8.0
Stacey Sullivan	WC	6-1	JR	28	224	8.0
Denise Sepulvado	LC	5-11	SR	26	207	8.0
Tracey Sullivan	WC	6-1	SR	29	218	7.5
Kiesha Jones	DIL	6-1	SR	20	147	7.4
Kim Sanders	TALL	5-11	SO	26	187	7.2
Jennifer McGinnis	SH	6-2	SR	27	193	7.1
Tarona Bell	XAV	5-11	SR	29	204	7.0
Veronica Washington	SUNO	6-0	SR	26	176	6.8
Bonika Williams	TALL	6-0	SO	26	157	6.0
Kiawonne Johnson	DIL	NA	NA	25	147	5.9
Misti Martin	LC	5-5	SO	26	140	5.4
Lynzi Taylor	XAV	6-1	SR	29	156	5.4
Lesley Jeanpierre	XAV	6-3	SR	29	151	5.2

GCAC INDIVIDUAL FIELD GOAL PERCENTAGE LEADERS (Min. 5 FG Made Per Game)

<i>Name</i>	<i>School</i>	<i>Ht.</i>	<i>Yr.</i>	<i>G</i>	<i>FGM</i>	<i>FGA</i>	<i>Pct.</i>
Tracey Sullivan	WC	6-1	SR	29	221	409	.540
Veronica Washington	SUNO	6-0	SR	26	149	276	.540
Melissa Threadgill	SUNO	5-10	JR	26	176	331	.532
Jennifer McGinnis	SH	6-2	SR	27	203	391	.519
Lakeisha Gaskew	TOUG	5-10	SR	38	257	499	.515
Andrea Watson	SUNO	5-10	SR	26	276	553	.499
Gaytreall Keith	TALL	6-0	SO	23	124	264	.470
Olivia Crawford	MOB	5-11	SR	29	150	332	.452
Kim Sanders	TALL	5-11	SO	25	103	231	.446
Denise Sepulvado	LC	5-11	SR	26	137	338	.405

INDIVIDUAL THREE POINT FIELD GOAL PERCENTAGE (Min. 1.0 Made Per Game)

<i>Name</i>	<i>School</i>	<i>Ht.</i>	<i>Yr.</i>	<i>G</i>	<i>3-PT FGM</i>	<i>3-PT FGA</i>	<i>PCT.</i>
Allyson Arthur	LC	5-9	JR	26	44	97	.454
Jill Mathias	SH	5-11	JR	30	41	106	.387
Andrea Watson	SUNO	5-10	SR	26	60	168	.357
Krystal Kaiser	LC	5-9	SR	22	40	117	.342
Rachelle Guyton	TALL	5-6	SO	27	62	197	.315
Morgan Mobley	LOY	5-9	FR	29	40	129	.310
Lynzi Taylor	XAV	6-1	SR	29	34	122	.279

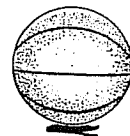
INDIVIDUAL FREE THROW PERCENTAGE (Min. 2.5 FTM Per Game)

<i>Name</i>	<i>School</i>	<i>Ht.</i>	<i>Yr.</i>	<i>G</i>	<i>FTM</i>	<i>FTA</i>	<i>PCT.</i>
Lindsey Stuardi	SH	5-5	SR	30	120	143	.839
Melissa Threadgill	SUNO	5-10	JR	26	129	166	.777
April Straight	MOB	5-10	SR	29	81	105	.771
Olivia Crawford	MOB	5-11	SR	29	69	91	.758
Jennifer McGinnis	SH	6-2	SR	27	66	88	.750
Denise Sepulvado	LC	5-11	SR	26	131	177	.740
Monique McKenzie	MOB	4'11	SR	29	79	108	.731
Lakeisha Gaskew	TOUG	5-10	SR	28	78	116	.672
Jennifer Labiche	LOY	5-10	SO	29	129	192	.672
Aisha Fowler	TOUG	5-7	SR	28	76	115	.661
Stacey Sullivan	WC	6-1	JR	28	98	156	.628

INDIVIDUAL ASSIST LEADERS

<i>Name</i>	<i>School</i>	<i>Ht.</i>	<i>Yr.</i>	<i>G</i>	<i>ASSISTS</i>	<i>AVG.</i>
Andrea Watson	SUNO	5-10	SR	26	120	4.6
Lindsey Stuardi	SH	5-5	SR	30	135	4.5
Rachelle Guyton	TALL	5-6	SO	27	117	4.3
Akeita Love	SUNO	5-10	FR	26	94	3.6
Aisha Fowler	TOUG	5-7	SR	28	92	3.3
Monique McKenzie	MOB	4'11	SR	29	92	3.2
Alisheian Graham	XAV	5-6	FR	29	91	3.1

**GCAC Women's Basketball Season Records
(through 11999-2000season)**



Team Scoring, Avg. Off.	SUNO, 1999-2000, 89.5
Team Scoring, Seas. Avg. Def.	La. College, 1982-83, 57.0
Team Scoring, Seas. Avg. Margin	SUNO, 1999-2000, +25.12
Team FGM, Seas.	La. College, 1985-86, 1181
Team FG Pct., Seas.	Wm. Carey, 1986-87 .527 (895-1697)
Team FTM, Seas.	Spring Hill, 1994-95, 540 1995-96, 540
Team FT Pct., Seas.	La. College, 1988-89, .762 (502/659)
Team Reb., Seas. Avg., Off.	Dillard, 1983-84, 45.4
Team Reb., Seas. Avg. Def.	Belhaven, 1982-83, 50.0
Team Reb., Seas. Avg. Margin	Dillard, 1983-84, +14.5
Team Three Point FG, Total Seas.	La. College, 1996-97, 144
Team Three Point FG, Seas. Pct.	Belhaven, 1988-89, .449
Most Wins, Team, Seas.	La. College, 1985-86, 31
Individual Scoring, Seas., Total Points	Jones, TA., Wm. Carey, 1992-93, 923
Individual Scoring, Seas., Game Avg.	McCullon, Wm. Carey, 1986-87, 32.1
FG Shooting, Total Made, Seas.	Jones, Ta. Wm. Carey, 1992-93, 373
FG Shooting, Seas. Pct.	Beasley, W.C., 1982-83 .642 (217/338)
FT Shooting, Total Made, Seas.	Joseph, La. College, 1985-86, 192
FT Shooting, Seas. Pct.	Ford, WC 1997-98, 889(144-162)
Individual Reb., Seas., Game Avg.	Franklin, Dillard, 1984-85, 17.2
Assists, Total, Seas.	Joseph, La. College, 1985-86, 283
Assists, Seas., Game Avg.	Young, Wm. Carey, 1986-87, 10.1
Three Point FG, Seas., Total	Johnson, La. College, 1987-8, 84
Three Point FG, Seas. Pct.	Barnes, Belhaven, 1988-89, .562 (54-56)
Team Record, Best Pct.	La. College, 1985-86, .912 (31-3)

GCAC Women's Individual Game Records



Individual Single Game

Most Points Scored	-50 - Demetria Lang, Xavier vs SUNO, Feb 10, 1987
Most Field Goals Attempted	-30 - Demetria Lang, Xavier vs SUNO, Feb 10, 1987
Most Field Goals Made	-22 - Demetria Lang, Xavier vs SUNO, Feb 10, 1987
Most Free Throws Attempted	-20 - Tommie Beasley, W.C. vs Dillard, Feb 13, 1984
Most Free Throws Made	-16 - Debbie Watts, LA Col. vs Mobile Col., 1/28/1989
Most Three Point FG Attempted	-13 - Debra Johnson, LA Col. vs Tougaloo, 2/ 22, 1988
Most Three Point FG Made	-10- Staci Agee, W.C. vs Mobile 2/21/94
Most Rebounds	- 22 - Demetria Lang, Xavier vs Spring Hill, 2/16/ 1987
Most Assists	-18 - Angel Young, W.C. vs Tougaloo, Feb 8, 1993
Most Steals	-12- Wanda McDonald, Belhaven vs SUNO
Most Blocked Shots	-5 - Donmeka Martin, Spring Hill vs Belhaven, 1/ 20/96
	-5 - Donmeka Martin, Spring Hill vs Loyola, 1/16/ 1997
	-5 - Donmeka Martin, Spring Hill vs Belhaven, Jan 30,
	-5 - Donmeka Martin, Spring Hill vs Tougaloo, 2/ 7/ 97
	-5 - Ellie Ramey, Spring Hill vs Loyola, Jan 25, 1996





Team Single Game

Most Points Scored	123 SUNO vs Talladega Dec. 16, 1999
Fewest Points Scored	31 Tougaloo vs Mobile Jan 21, 1993
Most Field Goals Attempted	101 Xavier vs Tougaloo Feb 1, 1993
Most Field Goals Made	50 Wm. Carey vs Tougaloo Feb 8, 1993
Most Free Throws Made	33 SUNO vs Mobile Jan 27, 1989
Most Three Point FG Attempted	29 Wm. Carey vs LA. Col., March 6, 1998
Most Three Point FG Made	10 Wm. Carey vs Tougaloo, Feb 8, 1993
Most Rebounds	74 Xavier vs Tougaloo, Feb 1, 1993
Most Assists	39 Wm. Carey vs Tougaloo Feb 8, 1993
Most Points, Losing Game	98 LA Col. vs SUNO Feb 13, 1989
Fewest Points, Winning Game	50 Spring Hill vs Belhaven Dec 8, 1982
Most Points, Both Teams	206 SUNO vs LA. Col., Feb 13, 1989
Fewest Points, Both Teams	94 Sp Hill vs Belhaven, Dec 8, 1982
	94 Xavier vs Belhaven Feb 18, 1984
Highest Field Goal %	75.0 W.C. vs Dillard, Feb 7, 1987
Lowest Field Goal %	18.4 Tougaloo vs Mobile Feb 8, 1992
Highest FG % Both Teams	60.0 W.C. vs Dillard, Feb 7, 1987
Lowest FG % Both Teams	33.3 LA. Col. vs W.C., Feb 24, 1990

GCAC Basketball Schedule 2000-2001

Saturday, January 6
Tougaloo @ William Carey
Spring Hill @ SUNO

Monday, January 8
SUNO @ Talladega
William Carey @ Xavier
Loyola @ Tougaloo
Mobile @ Dillard

Thursday, January 11
Talladega @ Tougaloo
Xavier @ Spring Hill
SUNO @ Mobile
William Carey @ Loyola

Saturday January 13
Dillard @ Talladega
Mobile @ William Carey
Spring Hill @ Loyola

Thursday January 18
William Carey @ Dillard
SUNO @ Xavier

Friday, January 19
Tougaloo @ Mobile
Talladega @ Spring Hill

Saturday, January 20
Talladega @ Mobile
Tougaloo @ Spring Hill
Xavier @ Loyola
Dillard @ SUNO

Monday, January 22
William Carey @ SUNO
Tougaloo @ Dillard

Thursday, January 25
Talladega @ William Carey
Loyola @ SUNO
Mobile @ Xavier

Saturday, January 27
Loyola @ Talladega
Spring Hill @ Mobile
SUNO @ Tougaloo
Dillard @ SUNO

Monday, January 29
Xavier @ Talladega
Spring Hill @ William Carey
Loyola @ Dillard

Thursday, February 1
Mobile @ Loyola
Xavier @ Tougaloo
Dillard @ Spring Hill
SUNO @ William Carey

Saturday, February 3
Talladega @ SUNO
William Carey @ Mobile
Dillard @ Tougaloo
Loyola @ Xavier

Monday, February 5
Talladega @ Dillard
Mobile @ SUNO
Xavier @ William Carey
Loyola @ Spring Hill

Thursday, February 8
Spring Hill @ Talladega
Tougaloo @ Xavier

Saturday, February 10
William Carey @ Talladega
Mobile @ Tougaloo
Xavier @ SUNO
Dillard @ Loyola

Monday, February 12
SUNO @ Loyola
Xavier @ Mobile
William Carey @ Tougaloo
Spring Hill @ Dillard

Thursday, February 15
Mobile @ Talladega
Dillard @ William Carey
Spring Hill @ Xavier

Saturday, February 17
Tougaloo @ Loyola
Dillard @ Mobile
Talladega @ Xavier
SUNO @ Spring Hill

Monday, February 19
Tougaloo @ SUNO
William Carey @ Spring Hill
Talladega @ Loyola

Thursday, February 22
Loyola @ Mobile
SUNO @ Dillard
Spring Hill @ Tougaloo

Saturday, February 24
Mobile @ Spring Hill
Xavier @ Dillard
Tougaloo @ Talladega
Loyola @ William Carey

Tournament Feb 28-March 3
Alario Center, New Orleans



Baseball Schedule

2001

Feb 17:

Loyola @ Talladega
 Mobile @ William Carey
 Spring Hill @ LSU-S

Feb 24:

Loyola @ Mobile
 William Carey @ Spring Hill
 LSU-S @ Talladega

Mar 3:

Spring Hill @ Loyola
 William Carey @ LSU-S
 Talladega @ Mobile

Mar 10:

Mobile @ LSU-S
 Talladega @ Spring Hill
 Loyola @ William Carey

Mar 17:

LSU-S @ Loyola
 Talladega @ William Carey
 Mobile @ Spring Hill

Mar 24:

Talladega @ Loyola
 William Carey @ Mobile
 LSU-S @ Spring Hill

Mar 31:

Mobile @ Loyola
 Spring Hill @ William Carey
 Talladega @ LSU-S

Apr 7:

Loyola @ Spring Hill
 Mobile @ Talladega

Apr 13: (Friday)

LSU-S @ William Carey

Apr 21:

LSU-S @ Mobile
 Spring Hill @ Talladega
 William Carey @ Loyola

Apr 28:

Loyola @ LSU-S
 William Carey @ Talladega
 Spring Hill @ Mobile

Tournament: May 2-4

Loyola University Baseball Statistics

Player	Avg	G	AB	R	H	2B	3B	HR	RBI	BB	HP	SO	SB	PO	A	E
Ceravolo	.398	54	161	45	64	19	0	7	48	47	0	33	5	85	113	27
Gremillion	.340	51	156	49	53	13	5	6	40	33	9	57	6	95	0	6
Neill	.326	52	175	38	57	14	2	3	32	14	3	34	9	33	30	9
Vanhaverbe	.319	50	141	13	45	8	0	5	29	14	3	36	1	353	19	11
Daigle	.312	49	138	32	43	8	1	0	17	26	2	17	3	68	120	8
Showalter	.310	18	29	5	9	0	0	2	7	4	5	7	0	42	11	1
Lindsey	.301	54	163	19	49	13	2	5	51	35	6	29	1	261	49	4
Western	.299	51	154	18	46	3	2	0	22	17	4	9	2	33	88	9
Unay	.288	54	184	43	53	4	2	1	19	20	3	30	4	80	0	3
Stanton	.286	37	28	23	8	1	1	2	6	4	1	7	7	4	4	3
Black	.286	9	7	1	2	0	0	0	4	6	1	2	1	0	0	0
Graffagnin	.268	37	112	20	30	5	2	6	28	24	2	36	6	62	1	1
Schenck	.245	25	49	9	12	2	0	0	9	11	1	11	1	13	12	2
Babin	.200	8	15	1	3	0	0	1	3	2	0	8	0	23	1	0
Benton	.192	23	26	6	5	0	0	0	2	3	3	5	0	12	9	3
Quintero	.000	27	4	13	0	0	0	0	0	0	0	1	0	3	6	1
Bouterie	.000	4	1	0	0	0	0	0	0	0	0	0	0	0	2	0
Yadamec	.000	1	1	0	0	0	0	0	0	0	0	0	0	1	0	0
Knoll	.000	6	1	2	0	0	0	0	0	0	0	1	0	5	21	1
Mahoney	.000	1	0	0	0	0	0	0	0	0	0	0	0	2	4	0
Allen	.000	1	0	0	0	0	0	0	0	0	0	0	0	2	0	0
Moffett	.000	10	0	6	0	0	0	0	0	0	0	0	0	0	0	0
TOTALS	.310	57	1545	366	479	90	17	38	317	260	44	323	46	1178	499	91

Player	ERA	W-L	APP	GS	CG	IP	H	R	ER	BB	SO	BF	B/AVG	HBP
Gremillion	0.00	0-0	1	0	0	1.0	0	1	0	2	2	4	.000	0
Western	3.17	7-4	16	14	8	88.0	102	45	31	25	50	352	.290	4
Showalter	3.64	3-1	12	5	3	42.0	41	17	17	7	31	157	.261	1
Lindsey	3.86	0-0	5	0	0	4.2	5	2	2	5	8	19	.263	1
Knoll	4.03	8-6	18	14	8	91.2	110	57	41	13	47	375	.293	5
Schenck	4.55	6-4	15	8	4	61.1	64	38	31	17	50	244	.262	8
Mahoney	6.19	4-2	8	7	4	36.1	46	32	25	16	28	149	.309	5
Bouterie	6.28	2-0	11	1	0	14.1	16	14	10	6	7	61	.262	5
Gaudin	6.38	0-1	9	1	0	18.1	25	18	13	8	12	77	.325	2
Moore	6.93	2-2	10	4	0	24.2	43	28	19	8	19	113	.381	0
Walker	7.71	0-0	3	0	0	2.1	4	2	2	2	3	11	.364	1
Stanton	9.95	0-1	5	0	0	6.1	4	10	7	9	3	26	.154	0
Zavertnik	27.000	-1	2	0	0	1.1	4	4	4	1	0	7	.571	0
Allen	99.000	-0	1	0	0	0.1	3	4	4	1	1	4	.750	0

University of Mobile Baseball Statistics

Player	Avg	G	AB	R	H	2B	3B	HR	RBI	BB	HP	SO	SB	PO	A	E
Milstead	1.000	1	1	1	1	1	0	0	1	0	0	0	0	3	8	0
Fillingin	.500	3	2	4	1	0	0	1	2	0	0	0	0	2	5	1
Nieves	.394	57	198	60	78	18	4	3	52	17	1	4	29	93	158	14
Blackerby	.376	57	189	47	71	15	1	12	46	14	4	21	2	27	75	12
Parker	.367	59	199	59	73	22	11	5	26	22	16	16	33	79	133	16
James	.355	58	155	39	55	8	5	3	32	14	2	49	19	93	2	4
Brazell	.341	59	176	35	60	20	2	11	56	17	11	20	4	349	36	6
Blanchard	.336	53	149	43	50	12	1	10	47	26	9	34	15	67	3	0
Sirmon	.335	59	179	42	60	8	2	0	43	13	6	30	1	71	4	2
Boyington	.326	40	43	13	14	2	1	1	13	1	2	6	7	13	1	0
Robbins	.279	45	122	6	34	9	2	1	19	11	6	31	0	198	18	0
Luker	.278	7	18	2	5	1	0	3	5	2	0	4	0	0	5	0
Driver	.254	48	130	16	33	7	0	1	25	11	10	26	0	143	14	2
Schach	.245	44	110	14	27	4	1	0	14	8	7	25	0	74	10	1
Eubanks	.167	32	12	17	2	0	0	0	2	0	0	6	1	1	0	0
Kieksey	.000	7	5	1	0	0	0	0	3	0	0	2	0	0	0	0
Cash	.000	18	3	8	0	0	0	0	1	1	0	0	1	17	17	2
Payne	.000	2	2	0	0	0	0	0	0	0	0	0	0	2	4	0
Melancon	.000	1	1	0	0	0	0	0	0	0	0	0	0	6	15	3
Parker	.000	1	1	0	0	0	0	0	0	0	0	1	0	2	3	0
Vinciguerra	.000	1	0	1	0	0	0	0	0	1	0	0	0	0	0	0
TOTALS	.333	59	1695	418	564	127	30	42	387	158	74	275	112	1254	542	75

Player	ERA	W-L	APP	GS	CG	IP	H	R	ER	BB	SO	BF	B/AVG	HBP
Blanchard	0.00	0-0	1	0	0	0.2	1	0	0	0	2	3	.333	0
Milstead	0.94	2-2	22	0	0	38.1	30	10	4	11	32	159	.213	4
Sparks	2.16	1-0	3	1	0	8.1	8	2	2	4	8	38	.258	1
Melancon	2.20	9-2	14	12	1	73.2	59	25	18	15	70	295	.213	2
Vinciguerra	2.57	0-0	6	0	0	7.0	5	2	2	2	6	28	.208	1
Ortiz	2.97	8-3	15	13	4	72.2	61	34	24	22	49	302	.228	5
Cash	4.11	5-5	14	13	2	72.1	79	46	33	21	54	324	.275	11
Filligim	4.22	6-1	18	6	2	49.0	52	27	23	23	35	218	.272	3
Powell	4.83	6-2	16	10	2	54.0	56	31	29	22	44	235	.271	6
Parker	4.87	1-0	12	1	0	20.1	20	11	11	6	18	84	.270	2
Payne	7.84	3-3	11	3	1	21.2	24	18	18	14	19	104	.282	3

Spring Hill College Baseball Statistics

Talladega College Baseball Statistics

William Carey College Baseball Statistics

Player	Avg	G	AB	R	H	2B	3B	HR	RBI	BB	HP	SO	SB	PO	A	E
Johnson	.422	56	180	54	76	17	0	13	61	18	1	19	11	253	17	3
Scott	.406	53	175	46	71	11	2	9	42	20	3	12	4	40	83	15
Pierce	.400	7	5	2	2	1	0	0	2	0	0	0	0	2	0	0
Shabazz	.391	45	174	42	68	12	3	3	30	5	7	11	18	79	4	4
Jarreau	.367	52	169	48	62	13	3	7	44	19	8	30	11	47	7	8
Eby	.358	55	165	46	59	14	1	3	36	17	14	22	19	91	4	3
Lindner	.347	49	101	23	35	5	0	0	10	11	11	15	3	56	91	11
Mixon	.337	45	101	17	34	6	1	1	27	18	2	17	2	14	23	7
Miguel	.311	50	132	0	41	5	1	0	26	7	0	16	0	254	42	3
Rhoudus	.308	47	104	24	32	7	0	0	16	10	3	21	6	52	73	10
Hobgood	.291	43	110	27	32	7	1	5	27	11	5	21	2	78	6	3
Poole	.280	52	125	25	35	4	1	0	26	5	3	19	11	32	39	5
Phipps	.222	11	18	0	4	2	0	0	5	2	0	1	0	56	8	1
Register	.207	21	29	4	6	2	0	1	4	1	0	9	0	16	2	3
Robinson	.192	41	52	12	10	4	1	0	3	9	1	13	4	11	0	2
Nowell	.171	34	41	1	7	2	0	0	6	4	1	18	0	81	11	1
Cannon	.143	50	7	38	1	0	0	0	0	0	0	1	11	5	7	3
-others-																
Wade	.000	5	0	2	0	0	0	0	0	0	0	0	0	1	0	1
Miller	.000	2	0	0	0	0	0	0	0	0	0	0	0	0	0	1
Broussard	.000	30	0	0	0	0	0	0	0	0	0	0	0	0	11	2
Franks	.000	1	0	0	0	0	0	0	0	0	0	0	0	6	12	2
TOTALS	.341	57	1688	411	575	112	14	42	365	157	59	245	102	118	4471	91
Player	ERA	W-L	APP	GS	CG	1P	H	R	ER	BB	SO	BF	B/AVG	HBP		
Watkins	2.57	1-0	17	0	0	14.0	14	5	4	11	15	65	.264	1		
Broussard	3.50	10-2	30	0	0	64.1	63	26	25	25	63	274	.267	5		
Wade	3.75	1-0	8	2	0	12.0	11	9	5	9	13	62	.239	5		
Lott	4.03	3-3	12	6	1	29.0	28	22	13	11	22	135	.241	8		
Franks	4.52	8-6	18	15	8	89.2	88	52	45	37	74	402	.255	10		
Stringer	4.55	5-5	15	10	1	55.1	58	36	28	29	54	252	.274	4		
Evans	5.28	3-2	14	11	2	58.0	64	47	34	28	33	271	.274	6		
Phipps	6.75	1-0	10	0	0	13.1	14	13	10	13	8	65	.286	2		
Migues	6.80	3-3	15	10	2	41.0	55	38	31	30	41	213	.322	10		



GCAC Baseball Conference Records

Team Batting Avg.	Spring Hill, 1992 .336 Mobile, 1994, .343 Reg. Seas + Tournament, .336
Most Runs. Team Game Avg.	Wm. Carey, 1987, 7.85
Most Hits Team Totals Seas.	Sp. Hill, 1996, 530
Most Runs, Team Total Seas.	Wm. Carey, 1987, 369
Most Doubles, (Game)	Estopinal, Sp. Hill, 1988, 4*
Most Doubles, Ind.	George O'dwyer, Sp. Hill 1996.21
Team Pitching, ERA	Spring Hill, 1992, 2.19
Team Fielding Pct., Seas.	Spring Hill, 1993, .976
Individual Batting Avg.	Kevin Grimes, Sp. Hill, 1992, .482
Most Hits, Ind.	Randy McKinion, Sp. Hill, 1996, 7
Most HR. Team Tot. Seas.	Wm. Carey, 1987, 78
Most Wins, Team	Wm. Carey, 1982, 41
Hit By Pitches	Season - Clark, Belhaven, 1991, 17 *
Career - Calhoun,	Belhaven, 1990-92, 34* *National Record
Most Triples, Ind.	Hopkins, Mobile, 1993, 7
Most HR. Ind.	Leaumont, La. College, 1997, 20 Most RBI. Ind. Williams, Wm. Carey, 1986, 75
Most SB. Ind.	Dumas, Wm. Carey, 1991, 52
Most SB. (Game)	Estopinal, Sp. Hill, 1987, 7*
Most Wins, Ind.	Calhoun, Belhaven, 1991, 14
Complete Games	Chiasson, Sp. Hill, 1990, 15*
Innings Pitched	Stein, Sp. Hill, 1994, 119.1
Strikeouts	Stein, Sp. Hill, 1994, 128
Saves	Cazeaux, Wm. Carey, 1984, 11
Best ERA, Ind.	Stein, Sp. Hill, 1993, 1.41
Team Record, Best Pct.	Wm. Carey, 1982, .774 (41-12)



2000 All Conference Baseball Team

Player of the Year – Adam Huddleston, Sr., 1B, Belhaven

Coach of the Year – Frank Sims, Spring Hill College

Infield

1B	Adam Huddleston	Sr	Belhaven
2B	Joe Parker	Jr	Mobile
3B	Reggie Scott	Sr	William Carey
SS	Raul Niavaa	Sr	Mobile
3B	Reggie Scott	Sr	William Carey

Pitchers

P-1B	Julio Ortiz	Sr	Mobile
P-	Eric Busby	Sr	Spring Hill
P-	Korey Melancon	Jr	Mobile
P-	Tory Western	Fr	Loyola

Outfield

OF-	Jason Kuehl	Sr	Spring Hill
OF-	Wallie Shabazz	Sr	William Carey
OF-	Scott Gremillion	Jr	Loyola
OF-	Jackie Blanchard	Jr	Mobile

Catchers

C-	Bo Gunn	Sr	Spring Hill
C-	Trey Day	Sr	Belhaven
DH-	Billy Bonner	So	Spring Hill
IF-	Mike Ceravolo	Sr	Loyola



2000 Softball All-Conference Team

Player of the Year – Kacy Lassere, Jr, William Carey

Pitcher of the Year – Rhonda Richardson, Sr, Mobile

Coach of the Year – Mary Ann Jennings, Mobile and Carrie Byrd, William Carey

ALL CONFERENCE TEAM

1B- Kacy Lassere	Jr	William Carey
P- Rhonda Richardson	Sr	Mobile
P- Amber Erickson	Fr	Spring Hill
OF- Allison Sellers	Fr	Spring Hill
SS- Tracy Box	Sr	Mobile
OF- Stephanie Sasser	Fr	Louisiana College
OF- Chris Ann MaGee	So	William Carey
P- Kristin Kuhnkey	So	Spring Hill
SS- Sally Hill	Fr	Belhaven
P/OF- Susan Kidney	Fr	William Carey
P/1B- Melanie McElhaney	Fr	Mobile
OF- Susan Rash	Jr	Spring Hill
SS- Monica DeSilva	So	Spring Hill
SS- Vanessa Wechlin	Jr	William Carey
C- Lee Ann Gordon	Jr	Louisiana College
P/DH- Crystal Dossman	Jr	Louisiana College

2000 All Conference Cross Country

Men's Cross Country

Sean Fitzwilliam	Loyola	26:34.32
Philip Wilhelmsson	Mobile	26:43.63
Farris Gransberry	Xavier	27:23.76
Jeff Hravath	Spring Hill	27:28.36
Alastair Stevenson	Mobile	27:29.70
Kevin Fitzwilliam	Loyola	28:31.92
Rodreekas Bush	Belhaven	28:25.41
Anand Viswanathan	Loyola	28:31.92
Michael Roach	Mobile	28:52.54
Collin Wright	SUNO	28:56.32
Josh Ginsbery	Mobile	29:06.85
Jason Sagebiel	Loyola	29:14.49



Coach of the Year: Kevin Stoots, University of Mobile

Women's Cross Country

Erika Blattenberber	Spring Hill	18:59.54
Summer Hutchenson	Mobile	19:36.74
Jolene Stoots	Mobile	19:45.00
Summer London	Mobile	20:01.13
Bethany Barker	Belhaven	20:20.06
Jeanne Gabriele	Loyola	20:49.75
Stephanie Legleu	Loyola	20:39.20
Catherine Radel	Loyola	20:49.75
Kim Roach	Mobile	20:54.18
Elizabeth Moore	Loyola	20:56.88
Julie Schumacher	Loyola	21:10.18
Sarah Hartland	Belhaven	21:26.10

Coach of the Year: Kevin Stoots, University of Mobile

1999 GCAC All Conference Soccer

Women's

Player of the Year: Paula Morley, Sr. William Carey College

Coach of the Year: Melissa Heinz, William Carey College

Offensive Player of the Year: Lisa Backlund, Fr. William Carey College

Defensive Player of the Year: Paula Morley, Sr. William Carey College

Gk- Stacey Collins	Jr	William Carey College
D- Paula Morley	Sr	William Carey College
D- Erika Jaderbloom	So	William Carey College
D- Tracey Mulligan	So	University of Mobile
D- Leeanne Smith	So	Belhaven College
D- Liz McGowan	So	University of Mobile
MF- Tina Froberg	So	University of Mobile
MF- Sara Jagare	Fr	William Carey College
MF- Kat Euart	Jr	Spring Hill College
MF- Jen Cuevas	Sr	William Carey College
MF- Liz Benoist	Fr	Spring Hill College
F- Lisa Backlund	Fr	William Carey College
F- Sasha Odenyo	So	William Carey College
F- Jackie Law	Jr	University of Mobile
F- Genya Carlson	Jr	Belhaven College
F- Tara Moore	Sr	Spring Hill College

Honorable Mention

BELHAVEN–Kerri Porter (So. D), Beth Hopkins (Fr. F)

LOYOLA–Dulcie Hebert (Jr. F)


MOBILE–Michelle Pemicaro (Jr. F)

SPRING HILL–Tiffany Scallan (Fr. F)

WILLIAM CAREY–Myau Jenkins (So. D)

GCAC ALL-CONFERENCE VOLLEYBALL

1. Jennifer Leier - Loyola University (MVP)
2. Natalie Helwig - Loyola University
3. Maggie Schaefer - Loyola University
4. Jessica Smith - Loyola University
5. Kristy McGillivray - Belhaven College
6. Maggie Hillard - Belhaven College




Tennis

Men's Singles Igal Burberman, Spring Hill

Men's Doubles Igal Burberman/Jeff Auberson, Spring Hill

Women's Singles Tijana Todorovic, Dillard

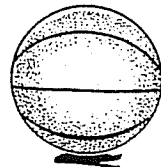
Women's Double Tijana Todorovic/Kimberly Gafney, Dillard



GCAC Champions 1981-2000

Men's Basketball

Xavier University	1981-82
Xavier University	1982-83
William Carey College	1983-84
William Carey College	1984-85
Xavier University	1985-86
William Carey College	1986-87
University of Mobile	1987-88
University of Mobile	1988-89
William Carey College	1989-90
Louisiana College	1990-91
William Carey College	1991-92
Spring Hill College	1992-93
Spring Hill College	1993-94
Southern University, NO	1994-95
Xavier University	1995-96
William Carey College	1996-97
Dillard University	1996-97***
SUNO	1997-98
University of Mobile	1997-98***
Spring Hill	1998-99
SUNO	1999-00
Spring Hill	1999-00***



Women's Basketball

Belhaven College	1981-82
Dillard University**	1982-83
William Carey College**	1982-83
Xavier University**	1982-83
Dillard University	1983-84
Louisiana College	1984-85
Louisiana College	1985-86
Dillard University*	1986-87
Xavier University*	1986-87
William Carey College	1987-88
Louisiana College	1988-89



Women's Basketball (cont)

Louisiana College	1989-90
University of Mobile	1990-91
William Carey College	1991-92
William Carey College	1992-93
Xavier University	1993-94
Xavier University	1994-95
Xavier University	1995-96
Xavier University	1996-97
Xavier University	1997-98
Louisiana College	1998-99
Spring Hill	1999-00
SUNO	1999-00***

* Denotes Co-Champions

** Denotes Tri-Champions

***Denotes Regular Season Champions

Baseball:

William Carey College	1982
William Carey College*	1983
Spring Hill College*	1983
William Carey College	1984
Spring Hill College	1985
William Carey College	1986
Louisiana College	1987
William Carey College	1988
William Carey College	1989
William Carey College	1990
William Carey College	1991
William Carey College	1992
William Carey College	1993
Belhaven College	1994
William Carey College	1995
William Carey College	1996
Spring Hill College	1997
University of Mobile	1998
University of Mobile	1999
Spring Hill	2000



Softball

University of Mobile	1996
University of Mobile	1997
University of Mobile	1998
University of Mobile	1999
University of Mobile	2000


Men's Soccer

Belhaven College	1994
William Carey College	1995
William Carey College	1996
University of Mobile	1997
William Carey	1998
University of Mobile	1999



Men's Tennis

Belhaven College	1982
Belhaven College	1985
Belhaven College	1986
Belhaven College	1987
Belhaven College	1988
Belhaven College	1989
Belhaven College	1990
Belhaven College	1991
University of Mobile	1992
University of Mobile	1993
University of Mobile	1994
University of Mobile	1995
University of Mobile	1996
University of Mobile	1997
University of Mobile	1998
Spring Hill College	1999
Spring Hill College	2000

**Women's Tennis**

University of Mobile	1995
University of Mobile	1996
University of Mobile	1997
University of Mobile	1998
Spring Hill College	1999
Dillard University	2000

Women's Soccer

University of Mobile	1996
University of Mobile	1997
University of Mobile	1998
University of Mobile	1999

Men's Cross Country:

Tougaloo College	1986
Tougaloo College	1987
Southern University	1988
Southern University	1989
University of Mobile	1990
University of Mobile	1991
University of Mobile	1992
University of Mobile	1993
University of Mobile	1995
University of Mobile	1996
University of Mobile	1997
University of Mobile	1998
University of Mobile	1999

**Golf**

University of Mobile	1996
University of Mobile	1997
Spring Hill College	1998
Spring Hill College	1999

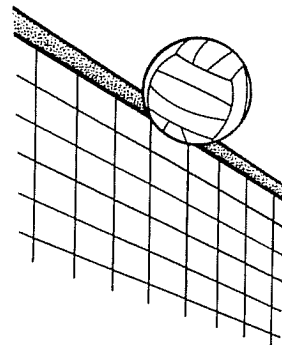


Women's Cross Country

Southern University	1986
Louisiana College	1987
Southern University	1988
Southern University	1989
Southern University	1990
University of Mobile	1991
Spring Hill College	1992
University of Mobile	1993
University of Mobile	1995
University of Mobile	1996
University of Mobile	1997
University of Mobile	1998
University of Mobile	1999

**Volleyball**

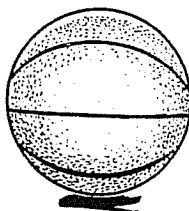
William Carey	1999
Loyola University	2000



Schools Competing (NAIA Recognized Sports)

Men's and Women's Basketball

Dillard University
 Loyola University
 University of Mobile
 Southern University-NO
 Spring Hill College
 Talladega College
 Tougaloo College
 William Carey College
 Xavier University



Men's & Women's Soccer

Loyola University (Women only)
 University of Mobile
 Spring Hill College
 William Carey College



Men' and Women's Cross Country

Dillard University
 Loyola University
 University of Mobile
 Southern University - NO
 Spring Hill College (~~Women only~~)
 Talladega College
 Tougaloo College
 Xavier University

Men & Women

Men's and Women's Track: (Outdoor and Indoor)

Loyola University
 Southern University - NO

Volleyball:

Dillard University
Loyola University
Talladega College

Baseball

Louisiana State University- Shreveport
Loyola University
University of Mobile
Spring Hill College
Talladega College
William Carey College

Softball


University of Mobile
Spring Hill College
William Carey College

Men's & Women's Tennis

Dillard University
Spring Hill College
Tougaloo College
Xavier University

Golf (Men's and Women's)

Loyola University
University of Mobile
Spring Hill College
Talladega College
Tougaloo College (Men only)
William Carey





GCAC Honor Roll

University of Mobile

Student	GPA	Sport
Edwin Attaway	3.95	Cross Country
Donald Parker	3.22	Baseball
Robert Powell	3.28	Baseball
Liberty Ellison	3.49	Softball
Brandy Clark	3.14	Women's Golf
Melisa Tolbert	3.73	Women's Golf
James Blackerby, II	3.22	Baseball
Leah Hutchinson	3.88	Softball
Jennifer Guite	3.03	Women's Golf
Bryan Schach	3.34	Baseball
Lea McLaughlin	4.00	W. Cross Country
Jessika Barela	3.47	W. Basketball

Xavier

Jim Brooks
 Challon Perry
 Marc Philpart
 Francesca Gransberry
 Protia Jones
 Lesley Jeanpierre

Loyola

Kellie Scott Axelrad- Volleyball
 Catherine Baggett- Cross Country
 Alan Bouterie- Baseball
 Margaret Bove-LaMonica- Soccer
 Jamila Brown- Women's Basketball
 Julie Chastant- Women's Basketball
 Jessica Collier- Cross Country
 Bethany Comboy- Cross Country
 Chris Courtney- Men's Basketball
 Krista Danos- Volleyball

Gretchen Dietz- Women's Soccer
Kevin Fitzwilliam- Cross Country
Sean Fitzwilliam- Cross Country
Jeanne Gabriele- Cross Country
Erinn Goforth- Women's Soccer
Natalie Helwig- Volleyball
Jennifer LaBiche- Women's Basketball
Matt LeBlanc- Men's Basketball
Stephanie LeGleu- Cross Country
Lisa Lester- Soccer
Sara Lezama- Soccer
David Lindsey- Baseball
Lindsey Luneau- Soccer
Doug Neill- Baseball
Christine Poist- Soccer
Catherine Radle- Cross Country
Jason Sagebiel- Cross Country
Julie Schumacher- Cross Country
Brad Showalter- Baseball
Kathryn Sison- Volleyball
Jessica Smith- Volleyball
Altreca Stark- Basketball
Brooke Surette- Women's Basketball
Laura Toups- Cross Country
Vanessa Trapani- Women's Basketball
Anand Viswanathan- Cross Country
Tory Western- Baseball
Joe Zuppardo- Men's Basketball

**GCAC CALENDAR
2000 - 2001**

September 23-26	NAIA National Meeting, Portland, Oregon
October 2	Coaches' and Committee Meeting Loyola
October 3	GCAC Fall Meeting, Loyola
October 20	Men's/Women's Cross Country Championship, New Orleans
November 5-6	Soccer Playoffs, at highest seed team
TBA	Men's Golf Tournament,
TBA	Women's Golf Tournament
February 28- March 3	Men's/Women's Basketball Tournament, Alario Center New Orleans
April 26-28	Softball Tournament, TBA
April 23	Coaches' and Committee Meeting, Mobile
April 24	GCAC Spring Meeting, Mobile
May 2-4	Baseball Tournament, at the highest seed team