

GULF COAST ATHLETIC CONFERENCE



1999-2000
DIRECTORY

TABLE OF CONTENTS 1999-2000

Conference History	3
Past Presidents	4
GCAC Officers	5
GCAC Eligibility Committee	6
GCAC Sports Committee Chairs	6
GCAC Executive Committee	7

MEMBER INFORMATION AND TEAM BASKETBALL STATISTICS 1998-99


Belhaven College	8
Dillard University	11
Louisiana College	13
Loyola University	16
University of Mobile	19
Southern University in New Orleans	22
Spring Hill College	24
Talladega College	27
Tougaloo College	30
William Carey College	32
Xavier University	35

BASKETBALL STATISTICS, 1998-99 SEASON

Conference Men's Statistics.	38
Individual	41
Season Records	44
Individual Game Records	46
All Conference Team	47
Women's All Conference Team	48
Conference Women's Statistics	49
Individual	52
Season Records	54
Individual Game Records	55
1998-99 Basketball Schedule	57
1999 Baseball Schedule	58

BASEBALL STATISTICS 1999

Belhaven College	59
Louisiana College	60
Loyola University	61
University of Mobile	62
Spring Hill College	63
Talladega College	64
William Carey College	65
Conference Records	66
Baseball Standings and Statistics	67
All Conference Baseball	71
All-Conference Softball	72
All-Conference Cross Country	73
All-Conference Soccer	74
All-Conference Golf	75
GCAC Champions 1981-1999	76
Schools Competing (By Sport)	80
GCAC Honor Roll	83
GCAC 1999-2000 Calendar	86




HISTORY

The Gulf Coast Athletic Conference developed out of a series of meetings held over a period of almost four years. A number of private four-year schools in the Gulf Coast region with similar educational standards, enrollments, budgets, and athletic philosophies mutually felt the need for a conference.

In April and May, 1981, a constitution was developed, officers were elected and the decision was made to proceed with conference competition during the 1981-82 school year. Charter officers were Anthony M. Rachal, Jr., Xavier University, president; John Burton, Spring Hill College, vice-president; Mark Windham, Belhaven College, secretary-treasurer; and Thomas Howell, Louisiana College, commissioner. Charter members were Belhaven College of Jackson, Mississippi; Dillard University and Xavier University of New Orleans, Louisiana; Louisiana College of Pineville, Louisiana; Spring Hill College of Mobile, Alabama; Tougaloo College of Tougaloo, Mississippi; and William Carey College of Hattiesburg, Mississippi.

In August, 1981, the GCAC received recognition as an NAIA Affiliated Conference. The University of Mobile, Alabama was admitted in October, 1985, Southern University in New Orleans was granted admission in May, 1986, Loyola University was admitted in April, 1995, and Talladega College was admitted in April, 1999, rounding out present membership.



Past Presidents:

Anthony M. Rachal, Jr.	Xavier University	1981-82
John Burton	Spring Hill	1982-83
John Burton	Spring Hill	1983-84
Charles C. Teamer, Sr	Dillard University	1984-85
Milton Wheeler	William Carey	1985-86
Charles C. Teamer, Sr.	Dillard University	1986-87
Billy Allgood	Louisiana College	1987-88
Francis Garner	University of Mobile	1988-89
Artis Davenport	Southern University in N O	1989-90
Sr. Grace Mary Flickinger	Xavier University	1990-91
Charles C. Teamer, Sr.	Dillard University	1991-92
Felix James	Xavier University	1992-93
Bill Elder	University of Mobile	1993-96
Sr. Grace Mary Flickinger	Xavier University	1997-99



**1999-2000
Gulf Coast Athletic Conference Officers**

- President:** **John Runda, University of Mobile**
 Phone: 334-675-5990 Ext. 279 Home: 334-602-4901
- Vice President:** **Todd Keller, Xavier**
 Phone: 504-483-7330 Home: 504-536-6996
- Secretary-Treasurer:** **Grace Beall, La College**
 Home: 318-473-1983
- Commissioner:** **Thomas Howell, La College**
 Phone 318-487-7102 Home: 318-442-3179
 Fax: 318-487-7288
 Email: howell@andria.lacollege.edu
- Conference Information Director:** **Stephen Ivy, Belhaven**
 Phone: 601-968-8810 Home: 601-420-0087
- Supervisor of Officials: (Basketball)**
 **Don Bourgeois**
 1711 Center St.
 Arabi, LA 70032
 Phone: 504-271-2296
- Supervisor of Officials: (Women's Division)**
 **Greg Federico**
 131 Fernwood Dr.
 Pass Christian, MS 39571
 Phone: 504-887-3507
 Home: 601-452-3564
 Fax: 504-887-8140
- Conference Faculty Athletic Rep:** **Sr. Grace Mary Flickinger, Xavier**
 Phone 504-483-7526 Home: 504-482-0917
- Conference Registrar:** **TBA** .

GCAC Eligibility Committee

Sr. Grace Mary Flickinger	Xavier
Dr. John Runda	Bellhaven
Dr. Milton Wheeler	William Carey

Sports Committee Chairs

Men's Basketball	Jerry Hernandez
Women's Basketball	Martha Gore
M/W Cross Country / ... Track and Field	TBA
Baseball	Frank Sims
Softball	Mary Ann
Jennings	
Golf	Terry Hopper
Men's and Women's Tennis	Lisa Robinson
Men's Soccer	Doug Stovall
Women's Soccer	Tom Condon



BELHAVEN COLLEGE

**Address: 1500 Peachtree St.
Jackson, Ms 39202**

Colors: Green and Gold

Enrollment: 1100

Nickname: Blazers

President: Dr. Roger Parrott

Fieldhouse: Heidelberg (seats 600)

General Information: 601-968-5956

Fax Number: 601-965-7025

Dean of Athletics Dr. Joseph Cole

..... Phone: 601-968-5986 Home: 601-899-5467

..... Email: Jcole@belhaven.edu

Coaching Staff:

..... Men's Basketball Head Tony Duckworth

..... Phone 601-968-5936 Home: 601-922-8192

..... Email tduckworth@belhaven.edu

..... Women's Basketball Head Alyse Wells

..... Phone: 601-968-8812 Home: 601-981-7815

..... Email awells@belhaven.edu

..... Baseball Head TBA

..... Phone: 601-968-5984 Home:

..... Email

..... Assistant Baseball position open

..... Phone: 601-968-5984 Home: 601-968-8853

..... Tennis Head Judy Chance

..... Phone: 601-968-8842 Home: 601-373-9747

..... Email jchance@belhaven.edu

..... Men's and Women's Tennis/Volleyball John Blackwell

..... Phone: 601-968-5953 Home: 601-853-4997

..... Email jblackwell@belhaven.edu

GCAC EXECUTIVE COMMITTEE

Belhaven	TBA
Dillard	Dr. Graham Matthews
Louisiana College	Dr. Wayne McGraw
Loyola University	Dr. Greg Edmonds
Mobile	Dr. John Runda
SUNO	Ms. Veronica Carter
Spring Hill	Ms. Patricia Sharpe
Talladega	Dr. Edward Hall
Tougaloo	Dr. James Coleman
William Carey	Dr. E. Milton Wheeler
Xavier	Sr. Grace Mary
Flickinger	

BELHAVEN COLLEGE

..... **Men's Soccer** **Neal Kaspar**
 **Phone: 601-965-7013** **Home: 734-761-9932**
 **Email** **nkaspar@belhaven.edu**
 **Women's Soccer** **Dave Dixon**
 **Phone: 601-968-5956** **Home: 601-605-2526**
 **Email** **Ddixon@belhaven.edu**
 **Women's Softball Head** **TBA**
 **Phone: 601-968-8768** **Home:**
 **Email**
 **Cross Country Head** **Mike Gentry**
 **Phone: 601-853-0288** **Home: 601-899-5467**
 **Email** **Mgentry@belhaven.edu**
 **Golf Head** **Bob Ford**
 **Phone: 601-968-8842** **Home: 601-856-9848**
 **Email** **Bford@belhaven.edu**
 **Football Head** **Norman Joseph**
 **Phone: 601-965-7024** **Home: 601-925-6096**
 **Email** **Njoseph@belhaven.edu**
 **Assistant Football** **Brett Holgorsen**
 **Phone: 601-965-7072** **Home: 601-992-3488**
 **Email** **Bholgorsen@belhaven.edu**
 **Assistant Football** **Colby Jubenville**
 **Phone: 601-968-5985** **Email** **Cjubenville@belhaven.edu**
 **Athletic Trainer** **Dave Freeman**
 **Phone: 601-968-8164** **Home:**
 **Email** **Dfreeman@belhaven.edu**
 **Sports Information/Publicity** **Stephen Ivy**
 **Phone: 601-968-8810** **Home: 601-420-0087**
 **Email** **Sivy@belhaven.edu**
 **Faculty Athletic Representative** **TBA**
 **Phone: Home:**
 **Email**
 **Registrar** **Jan Wilson**
 **Phone: 601-968-5922** **Home: 601-977-9244**
 **Email** **Jwilson@belhaven.edu**

BELHAVEN COLLEGE MEN'S BASKETBALL STATISTICS

PLAYER	G	FGM-ATT	PCT.	3PM-ATT	PCT.	FTM-ATT	PCT.	PTS-AVG	REB-AVG	AST	TO	ST	PF
Table	31	162-376	.431	48-120	.400	96-141	.681	468-15.1	144-4.6	55	93	41	48
Pauls	31	151-344	.452	50-126	.397	33-65	.508	385-12.4	131-4.2	48	73	24	64
Rebeljuh	31	103-217	.475	35-82	.427	75-101	.743	316-10.2	137-4.4	53	64	15	64
Robertstad	29	64-157	.408	12-37	.324	15-22	.682	155-5.3	85-2.9	35	46	20	32
oJones	31	59-118	.500	0-0	----	47-57	.649	155-5.0	165-5.3	34	55	25	86
ouie	12	19-36	.528	1-5	.200	10-13	.769	49-4.1	36-3.0	2	13	9	28
eed	19	33-75	.440	1-7	.143	3-9	.333	70-3.7	35-1.8	22	53	25	43
viben	31	29-68	.426	0-0	----	27-57	.474	85-2.7	76-2.5	6	30	9	33
Grisham	29	24-69	.348	15-52	.288	14-18	.778	77-2.7	55-1.9	62	75	25	54
Thomas	28	22-72	.306	4-19	.211	17-25	.680	65-2.3	41-1.5	14	35	13	37
Edams	29	22-57	.386	5-14	.357	15-26	.577	64-2.2	42-1.4	46	50	15	39
undy	28	23-57	.404	12-40	.300	1-3	.333	59-2.1	11-0.4	12	6	6	3
oJones	13	9-13	.692	0-0	----	5-7	.714	23-1.8	22-1.7	3	2	5	10
ensing	6	3-9	.333	2-3	.667	1-2	.500	9-1.5	9-1.5	3	3	4	1
L. Amant	2	1-2	.500	0-0	----	0-0	----	2-1.0	0-0.0	2	0	1	0
happley	7	0-2	.000	0-2	.000	0-0	----	0-0.0	0-0.0	2	0	0	0
Lawson	4	0-1	.000	0-0	----	0-0	----	0-0.0	5-1.3	3	0	0	0
TOTAL	32	724-1663	.435	185-507	.365	349-548	.637	1982-61.9	1091-34.1	400	599	237	544

BELHAVEN COLLEGE WOMEN'S BASKETBALL STATISTICS

PLAYER	G	FGM-ATT	PCT.	3PM-ATT	PCT.	FTM-ATT	PCT.	PTS-AVG	REB-AVG	AST	TO	ST	PF
McDonald	30	183-419	.437	29-105	.276	131-206	.636	526-17.5	158-5.3	121	124	122	76
Haney	24	112-324	.346	44-133	.331	76-113	.673	344-14.3	130-5.4	52	107	62	69
Scott	22	67-136	.493	0-0	----	43-76	.566	177-8.0	109-5.0	11	64	23	70
Butler	9	27-55	.491	0-1	.000	9-17	.529	63-7.0	40-4.4	2	16	13	21
Lucas	30	79-225	.351	0-3	.000	22-56	.393	180-6.0	134-4.5	42	75	52	94
Whitten	30	65-131	.496	0-0	----	50-75	.667	180-6.0	134-4.5	17	54	15	102
Webb	12	23-79	.291	11-34	.324	11-18	.611	68-5.7	41-3.4	25	25	10	30
Vaughans	30	44-102	.431	0-0	----	30-54	.566	118-3.9	176-5.9	26	58	26	77
Varner	16	23-62	.371	0-0	----	10-20	.500	56-3.5	49-3.1	8	26	9	38
Denson	19	19-70	.271	10-34	.294	13-15	.867	61-3.2	27-1.4	30	38	11	30
Hunter	9	7-36	.194	4-16	.250	10-14	.714	28-3.1	15-1.7	10	15	7	8
Arrambide	21	18-65	.277	0-2	.000	2-10	.200	38-1.8	37-1.8	24	39	17	22
Patterson	5	3-8	.375	2-6	.333	0-2	.000	8-1.6	1-0.2	4	9	3	4
Robertstad	25	14-49	.286	3-13	.231	7-16	.438	38-1.5	28-1.1	13	33	10	19
Hartland	9	2-7	.286	0-0	----	0-0	----	4-0.4	5-0.6	0	3	0	6
TOTAL	30	686-1768	.388	103-347	.297	414-692	.598	1889-63.0	1229-41.0	385	687	380	666



Dillard University

Address: 2601 Gentilly Blvd.

New Orleans, LA 70122

Nickname: Blue Devils, Devilettes

Colors: Royal Blue and White

Enrollment: 1900

President: Dr. Michael Lomax

Fieldhouse: A.W. Dent (seats 3500)

Fax Number: 504-286-3665

Athletic Director Dr. Norwood Roussell
 Phone: 504-286-4043 Home:

Athletic Secretary Ms. Rebecca Fondren
 Phone: 504-286-4004

Coaching Staff:

..... Men's Basketball Head Westley Gillium Jr.
 Phone: 504-286-4753 Home: 504-286-5670

..... Men's Basketball Assistant Billy Ray Hobley
 Phone: 504-286-4755

..... Women's Basketball Head Mark Cook
 Phone: 504-286-4752 Home: 504-245-0501

..... Women's Basketball Assistant Robin Martin
 Phone: 504-286-3280

..... Tennis Coach James E. Branche
 Phone: 504-286-4754

..... Cross Country Head Westley Gillium Jr.
 Phone: 504-286-4753 Hme: 504-286-5670

..... Volley Ball Jonell Pedescleaux
 Phone: 504-286-4003 Home: 504-246-5696

..... Athletic Trainer: Jeff Arceneaux
 Phone: 504-286-4004

..... **Sports Information/Publicity:** Each head coach is responsible.

Faculty Athletic Representative Dr Gary M. Clark
 Phone: 504-286-4829 Home:

Registrar Connie Seymor
 Phone: 504-286-4683

DILLARD UNIVERSITY MEN'S BASKETBALL STATISTICS

PLAYER	G	FGM-ATT	PCT.	3PM-ATT	PCT.	FTM-ATT	PCT.	PTS-AVG	REB-AVG	AST	TO	ST	PF
Thomas	28	199-374	.532	35-94	.372	114-183	.623	547-19.5	94-3.4	48	54	52	63
Rodney	29	208-346	.601	0-2	.000	78-129	.605	494-17.0	270-9.3	7	40	13	83
Loncke	26	124-212	.585	0-0	----	62-119	.521	310-12.4	246-9.8	10	38	32	57
Celestine	29	88-213	.413	44-104	.423	19-27	.704	239-8.2	66-2.3	25	50	17	36
Harris	24	71-169	.420	14-43	.326	43-76	.566	199-8.3	65-2.7	43	38	32	61
Remington	20	53-83	.639	2-4	.500	31-40	.775	139-7.0	70-3.5	16	17	8	18
Wilbert	20	49-96	.510	0-1	.000	35-51	.686	133-6.7	54-2.7	3	19	10	31
Smith	26	44-103	.427	3-18	.167	20-33	.606	111-4.3	33-1.3	44	35	21	23
Williams	19	34-73	.466	4-10	.400	17-29	.586	89-4.7	20-1.1	47	41	19	42
Hobbs	27	20-60	.333	2-9	.222	32-45	.711	74-2.7	27-1.0	44	28	14	32
Sandifer	8	25-42	.595	1-2	.500	1-1	1.000	52-6.5	18-2.3	1	3	1	11
James	16	13-27	.481	0-0	----	1-3	.333	27-1.7	23-1.4	0	6	3	22
Simmons	9	7-14	.500	1-3	.333	9-15	.600	24-2.7	9-1.0	6	7	2	8
Turner	3	5-10	.500	0-0	----	6-11	.545	16-5.3	2-0.7	0	0	0	1
TOTAL	29	940-1822	.516	106-290	.366	468-762	.614	2454-84.6	1027-35.4	294	377	224	488

DILLARD UNIVERSITY WOMEN'S BASKETBALL STATISTICS

PLAYER	G	FGM-ATT	PCT.	3PM-ATT	PCT.	FTM-ATT	PCT.	PTS-AVG	REB-AVG	AST	TO	ST	PF
--------	---	---------	------	---------	------	---------	------	---------	---------	-----	----	----	----



WILDCATS

Louisiana College

Address: 1140 College Drive
Pineville, LA 71359
Enrollment: 1150

Nickname: Wildcats, Lady Wildcats
Colors: Orange & Blue
President: Dr. Rory Lee

Fieldhouse: H.O. West(seats 4200)

General Information: 318-487-7011

Fax Number: 318-487-7174

Athletic Director **Dr. Randy Dietz**

..... **Phone:** 318-561-9669 **Home:** 318-445-3767

..... **Email:** dietz@lacollege.edu

Athletic Secretary **Jan Deere**

..... **Phone:** 318-473-8290

Coaching Staff:

..... **Men's Basketball Head** **Gene Rushing**

..... **Phone:** 318-487-7503 **Home:** 318-640-8497

..... **Email:** rushing@lacollege.edu

.... **Assistant** **Alan Tinsley**

..... **Phone:** 318-487-7503 **Home:** 318-487-7735

..... **Women's Basketball Head** **Tonya Sanders**

..... **Phone:** 318-487-7430 **Home:** 318-561-8283

..... **Email:** sanders@lacollege.edu

..... **Assistant** **Lori McGaha**

..... **Phone:** 318-487-7430 **Home:** 318-487-8459

..... **Baseball Head** **Peter Falcone**

..... **Phone:** 318-487-7322 **Home:** 318-487-8483

..... **Email:** falcone@lacollege.edu

..... **Assistant** **Jarrod Barrett**

..... **Softball Head** **John Parker**

..... **Phone:** 318-487-7131 **Home:** 318-640-6763

..... **Email:** parker@lacollege.edu

Louisiana College

..... Women's Cross Country	Lori McGaha
..... Phone: 318-487-7430 ... Home: 318-487-8459	
..... Email: mcgaha@lacollege.edu	
..... Women's Tennis	Emily Scheifer
..... Phone: 318-487-4141 ... Home: 318-561-2830	
..... Email: scheifer@lacollege.edu	
..... Men's Soccer	Ed Taylor
..... Phone: 318-487-7131 ... Home: 318-	
..... Email: taylor@lacollege.edu	
..... Women's Soccer	Jim Crawford
..... Phone: 318-487-7139 ... Home: 318-640-2032	
..... Email: crawford@lacollege.edu	
..... Golf	Billy Brooks
..... Phone: 318-487-7502 ... Home: 318-640-5194	
..... Email: brooks@lacollege.edu	
..... Football Head	Marty Secord
..... Phone: 318-473-8290	
..... Sports Information/Publicity	Rae Champagne
..... Phone: 318-487-7275 ... Home: 318-	
..... Email: champagne@lacollege.edu	
..... Intramural Director	Dr. Wayne Jacobs
..... Phone: 318-487-7603 ... Home: 318-448-4778	
..... Email: jacobs@lacollege.edu	
..... Faculty Athletic Representative	Dr. Wayne McGraw
..... Phone: 318-487-7193 ... Home: 318-473-1983	
..... Email: mcgraw@lacollege.edu	
..... Registrar	Alan Mobley
..... Phone: 318-487-7222 ... Home: 318-640-1291	
..... Email: mobley@lacollege.edu	

LOUISIANA COLLEGE MEN'S BASKETBALL STATISTICS

PLAYER	G	FGM-ATT	PCT.	3PM-ATT	PCT.	FTM-ATT	PCT.	PTS-AVG	REB-AVG	AST	TO	ST	PF
A. Waithe	31	46-85	0.541	2-6	0.333	24-45	0.533	118-3.8	94-3.0	73	45	33	52
J. Mitchell	31	42-142	0.296	24-100	0.240	20-30	0.667	128-4.1	59-1.9	49	30	18	54
C. Googe	11	28-69	0.406	14-48	0.292	7-8	0.875	77-7.0	24-2.2	14	13	12	19
B. Beckwith	31	92-1240	0.474	17-51	0.333	7-42	0.167	208-6.7	188-6.1	52	44	41	81
M. Smith	31	117-293	0.399	26-97	0.268	143-211	0.678	403-13.0	93-3.0	152	122	82	87
R. Taylor	31	153-363	0.421	108-261	0.414	47-63	0.746	461-14.9	115-3.7	99	73	40	73
J. Whittington	31	75-231	0.325	61-200	0.305	6-13	0.462	217-7.0	73-2.4	48	52	19	65
B. Lancon	7	1-5	0.200	0-1	0.000	0-0	0.000	2-0.3	3-0.4	0	0	0	1
R. Thweatt	31	255-425	0.600	10-28	0.357	163-240	0.679	683-22.0	326-10.5	54	82	70	85
C. Tracy	31	28-66	0.424	1-4	0.250	28-42	0.667	85-2.7	65-2.1	11	20	9	47
W. Stone	17	15-29	0.517	0-1	0.000	9-15	0.600	39-2.3	19-1.1	2	6	2	21
Total		82-1902	0.448	263-797	0.330	454-709	0.640	2421-78.1	1162-37.5	554	492	326	585

LOUISIANA COLLEGE WOMEN'S BASKETBALL STATISTICS

PLAYER	G	FGM-ATT	PCT.	3PM-ATT	PCT.	FTM-ATT	PCT.	PTS-AVG	REB-AVG	AST	TO	ST	PF
A. Arthur	30	48-121	0.397	27-71	0.380	10-16	0.625	133-4.4	54-1.8	28	46	48	70
C. Smith	7	8-22	0.364	0-1	0.000	2-4	0.500	18-2.6	8-1.1	8	8	1	10
A. Wise	25	8-48	0.167	2-18	0.111	10-22	0.455	28-1.1	22-0.9	20	24	19	33
D. Sepulvado	30	159-331	0.480	12-41	0.293	89-117	0.761	419-14.0	216-7.2	69	81	52	77
K. Smith	33	36-104	0.346	19-61	0.311	3-8	0.375	94-2.8	44-1.3	17	23	17	23
A. Hinkston	29	18-56	0.321	1-5	0.200	15-22	0.682	52-1.8	25-0.9	31	38	20	15
K. Small	33	158-415	0.381	18-79	0.228	119-193	0.617	453-13.7	119-3.6	301	206	108	101
L. Wardlow	12	5-24	0.208	4-20	0.200	1-3	0.333	15-1.3	7-0.6	7	3	1	8
N. Conner	33	121-250	0.484	4-28	0.143	25-37	0.676	271-8.2	106-3.2	44	52	75	49
K. Kaiser	33	123-282	0.436	77-180	0.428	19-24	0.792	342-10.4	122-3.7	36	40	57	58
M. Martin	33	18-52	0.346	0-1	0.000	15-28	0.536	51-1.5	91-2.8	35	35	48	47
J. Mason	11	6-16	0.375	0-0	0.000	9-13	0.692	21-1.9	12-1.1	9	3	2	6
K. Hamilton	24	26-63	0.413	1-3	0.333	14-22	0.636	67-2.8	43-1.8	8	9	10	23
L. Daniel	33	239-379	0.631	0-0	0.000	85-156	0.545	563-17.1	304-9.2	38	73	115	79
S. McVay	16	17-37	0.459	4-9	0.444	9-15	0.600	47-2.9	21-1.3	3	11	3	12
K. Byles	6	9-27	0.333	0-0	0.000	3-6	0.500	21-3.5	20-3.3	5	7	11	10
Totals		999-2227	0.449	169-517	0.327	428-686	0.624	2595-78.6	1332-40.4	659	662	587	621



**LOYOLA
UNIVERSITY
NEW ORLEANS**

Loyola University

**Address: Athletic Complex Box 53
6363 St. Charles Ave. Nickname: Wolfpack
New Orleans, LA 70118 Colors: Maroon and Gold**

**President: Rev. Bernard P. Knoth, S.J.
Enrollment: 5,000
Fieldhouse: The Den (Loyola Sports Complex)
Fax Number: 504-864-7380**

Athletic Director Jerry Hernandez

..... Phone: 504 864-7711 Home: 504-834-2818

..... Email: gjhernan@loyno.edu

Assistant Athletic Director Dobee Plaisance

..... Phone: 504-864-7577 Home: 504-361-3008

..... Email: mplaisano@loyno.edu

Coaching Staff:

..... Men's Basketball Head Jerry Hernandez

..... Phone: 504-864-7711 Home: 504-834-2818

..... Email: gjhernan@loyno.edu

..... Assistant John Branch

..... Women's Basketball Head Dobee Plaisance

..... Email: mplaisano@loyno.edu

..... Phone: 504-864-7577 Home: 504-361-3008

..... Assistant Chris Oufnac

Loyola University

..... **Baseball Head** **Don Moreau**
 Phone: 504-864-7392 Home: 504-394-2644
 **Assistant** **Brett Simpson**
 **Track/Cross Country (Men & Women)** **Paul Garvey**
 Phone: 504-864-7395 Home: 504-282-8824
 **Women's Soccer** **Emmy Therrell**
 Phone: 504-864-7398 Home: 504-834-8852
 **Women's Volleyball** **Greg Castillo**
 Phone: 504-864-7397 Home: 504-361-5931
 Email: Gscastil@loyno.edu
 Assistant: **Scott Carroll**
Sports Information Director **Brett Simpson**
 Phone: 504-864-7396 Home: 504-861-9163
 Email: bsimpson@loyno.edu
Faculty Athletic Representative **Fr. David Boileau**
 Phone: 504-865-5543 Home: 504-866-6006
Registrar **Kathy Gros**
 Phone: 504-865-3237

LOYOLA UNIVERSITY MEN'S BASKETBALL STATISTICS

PLAYER	G	FGM-ATT	PCT.	3PM-ATT	PCT.	FTM-ATT	PCT.	PTS-AVG	REB-AVG	AST	TO	ST	PF
Amine	29	144-284	.507	1-4	.250	105-165	.636	394-13.6	190-6.6	41	76	36	64
McAuld	29	130-304	.428	78-189	.413	39-48	.813	377-13.0	78-2.7	50	30	15	18
Collins	10	48-91	.527	15-28	.536	13-19	.684	124-12.4	72-7.2	8	25	4	18
Conroy	30	82-198	.414	31-93	.333	67-103	.650	262-8.7	71-2.4	71	62	27	55
DiPardo	30	66-162	.407	33-99	.333	87-114	.763	252-8.4	75-2.5	13	27	17	67
LeBlanc	29	71-138	.514	0-2	.000	36-71	.507	178-6.1	147-5.1	37	37	11	90
McGraw	29	47-147	.320	23-70	.329	45-71	.634	162-5.6	64-2.2	70	68	27	68
LeBlanc	30	49-133	.368	4-21	.190	42-59	.712	144-4.8	98-3.3	23	39	12	77
Turner	30	60-139	.432	0-3	.000	19-49	.388	139-4.6	85-2.8	31	51	19	45
Wefahl	30	34-67	.507	0-0	----	26-43	.605	94-3.1	107-3.6	23	47	13	57
Wilton	27	12-33	.364	3-8	.375	11-21	.524	38-1.4	32-1.2	19	32	6	25
TOTAL	30	743-1696	.438	188-517	.364	490-763	.642	2164-72.1	1130-37.7	386	502	187	584

LOYOLA UNIVERSITY WOMEN'S BASKETBALL STATISTICS

PLAYER	G	FGM-ATT	PCT.	3PM-ATT	PCT.	FTM-ATT	PCT.	PTS-AVG	REB-AVG	AST	TO	ST	PF
Brette	30	170-421	.404	35-104	.337	65-82	.793	440-14.7	200-6.7	40	76	67	59
Bulk	30	78-241	.324	20-67	.299	141-188	.750	317-10.6	95-3.2	125	212	55	86
Turnley	30	63-200	.315	28-92	.304	26-44	.591	180-6.0	67-2.2	37	41	35	62
Malin	30	67-140	.479	0-1	.000	44-65	.677	178-5.9	101-3.4	20	53	25	64
Brown	30	58-154	.377	2-15	.133	42-64	.656	160-5.3	96-3.2	41	61	33	53
Clements	30	55-124	.444	0-0	----	48-88	.545	158-5.3	99-3.3	17	46	31	53
Ryan	30	34-110	.309	7-26	.269	76-125	.608	151-5.0	122-4.1	85	74	63	98
Biche	30	51-109	.468	0-0	----	38-73	.521	140-4.7	102-3.4	19	23	24	11
Ernich	20	36-78	.462	0-0	----	22-42	.524	94-4.7	51-2.6	6	33	5	43
Holligan	26	37-138	.268	34-121	.281	1-2	.500	109-4.2	22-0.8	18	21	13	22
Clark	29	41-89	.461	0-0	----	11-20	.550	93-3.2	77-2.7	1	25	23	38
Clark	13	6-27	.222	3-13	.231	4-4	1.000	19-1.5	16-1.2	6	8	4	10
Subera	26	5-25	.200	0-0	----	12-26	.462	22-0.8	32-1.2	17	44	14	27
Effertis	5	0-4	.000	0-0	----	3-4	.750	3-0.6	5-1.0	0	1	0	1
Trapanol	14	2-13	.154	0-1	.000	1-1	1.000	5-0.4	6-0.4	3	9	7	4
McNamara	5	0-4	.000	0-0	----	2-2	1.000	2-0.4	4-0.8	0	1	0	1
Wuff	2	0-1	.000	0-0	----	0-0	----	0-0.0	2-1.0	0	0	0	2
TOTALS	30	703-1878	.374	129-440	.293	536-830	.646	2071-69.0	1259-42.0	435	736	399	634

UNIVERSITY OF **MOBILE**

University of Mobile

Address: P.O. Box 13220 Nickname: Rams
 Mobile, AL 36663-0220 Colors: Maroon and White

Physical Address: 5737 College Parkway
 Mobile, AL 36663

Enrollment: 2600 President: Dr. Mark Foley

Fieldhouse: H. Austill Pharr (Seats 1500)
 Fax Number: 334-675-5332

Athletic Director Mr. Craig Bogar
 Phone: 334-675-5990 Ext. 2279 Home: 334-621-3404
 Email: adbogar@hotmail.com
 Secretary Mrs. Cindy Kelly
 Phone: 334-675-5990 Ext. 2278
 Email: crk3@hotmail.com
 Assistant Athletic Director
 Asst. Golf Coach & Intramurals Mr. Mike Watkins
 Phone: 334-675-5990 Ext. 2369 Home: 334-675-4088

Coaching Staff:
 Men's Basketball Head Mr. Joe Niland
 Phone: 334-675-5990 Ext. 2288 Home: 334-661-4743
 Assistant Mr. Mark Price
 Phone 334-675-5990 Ext. 2399 Home: 334-679-4595
 Email: meprice@hotmail.com

University of Mobile

..... **Women's Basketball Head** **Ms. Martha Gore**
 Phone: 334-675-5990 Ext. 2260 Home: 334-675-2775
 Email: goremарtha@hotmail.com
 **Assistant** **Ms. Latisha Small**
 Email: tssmall32@hotmail.com
 **Baseball Head** **Mr. Mike Jacobs**
 Phone: 334-675-5990 Ext. 2228 Home: 334-666-1775
 **Assistant** **Ms. Jorge Hernandez**
 Phone: 334-675-5990 Est. 2306 Home: 334-675-7562
 **Softball Head** **Ms. Mary Ann Jennings**
 Phone: 334-675-5990 Ext. 2277 Home: 334-456-6847
 Email: umcoachj@hotmail.com
 **Assistant** **Ms. Angela Bessolo**
 **Cross Country/Track** **Mr. Kevin Stoots**
 Phone: 334-675-5990 Ext. 2264 Home: 334-476-1329
 Email: Stoots@hotmail.com
 **Men's Soccer Head** **Mr. Peter Fuller**
 Phone: 334-675-5990 Ext. 2363 Home: 334-341-1117
 **Assistant** **Mr. Glenn Benjamin**
 **Assistant** **Mr. Brian Person**
 **Women's Soccer Head** **Mr. Uwe Tittle**
 Phone: 334-675-5990 Ext. 2364 Home: 334-626-1741
 Email: umwsoccer@aol.com
 **Golf (Men and Women)** **Dr. Terry Hopper**
 Phone: 334-675-5990 Ext. 2258 Home: 334-675-4694
 **Head Trainer** **Ms. Jinni Frisbey**
 Phone: 334-675-5990 Ext. 2361 Home: 334-653-6222
 Email: Jfrisbey21@juno.com
 **Sports Information/Publicity** **TBA**
 Phone: 334-675-5990 Ext. 2263
 **Faculty Athletic Representative** **Dr. John Runda**
 Phone: 334-675-5990 Ext. 2345 Home: 334-987-5111
 **Registrar** **Ms. Doris Wilkins**
 Phone: 334-675-5990 Ext. 2203

UNIVERSITY OF MOBILE MEN'S BASKETBALL STATISTICS

PLAYER	G	FGM-ATT	PCT.	3PM-ATT	PCT.	FTM-ATT	PCT.	PTS-AVG	REB-AVG	AST	TO	ST	PF
Antee	39	245-473	.518	66-164	.402	110-168	.655	665-17.1	142-3.6	151	66	53	77
Blackwell	40	196-402	.488	37-96	.378	146-216	.676	573-14.3	123-3.1	297	96	109	64
Stallworth	40	86-176	.447	105-238	.441	67-84	.798	503-12.6	154-3.9	81	53	68	93
Hector	37	119-250	.476	1-3	.333	101-158	.639	340-9.2	144-3.9	39	63	37	84
Powell	40	124-232	.534	0-0	----	47-69	.681	297-7.4	200-5.0	54	61	58	105
Moman	40	99-185	.535	0-0	----	58-85	.682	256-6.4	160-4.0	43	53	26	80
Murphy	40	79-179	.441	27-83	.325	57-80	.713	242-6.1	101-2.5	47	34	17	38
Henderson	40	86-176	.489	7-20	.350	29-40	.725	208-5.2	135-3.4	50	27	48	48
Kimble	40	81-147	.551	5-17	.294	41-58	.707	208-5.2	176-4.4	49	56	47	77
Caster	39	39-79	.494	0-0	----	31-52	.596	109-2.8	72-1.8	20	18	17	38
Curtis	11	1-16	.063	1-9	.111	5-6	.833	8-0.7	6-0.5	3	2	1	0
TOTAL	40	1235-2510	.492	249-632	.394	692-1016	.681	3409-85.2	1413-35.3	834	529	481	741

UNIVERSITY OF MOBILE WOMEN'S BASKETBALL STATISTICS

PLAYER	G	FGM-ATT	PCT.	3PM-ATT	PCT.	FTM-ATT	PCT.	PTS-AVG	REB-AVG	AST	TO	ST	PF
Crawford	31	172-357	.482	2-6	.333	54-73	.740	400-12.9	300-9.7	32	60	38	99
McKenzie	32	126-312	.404	9-48	.188	84-120	.700	345-10.8	94-2.9	149	163	39	51
Christen	32	109-245	.445	0-1	.000	85-118	.720	303-9.5	120-3.8	20	56	52	53
Straight	32	98-194	.505	0-1	.000	70-107	.654	266-8.3	122-3.8	16	43	17	77
Rutledge	32	76-206	.369	45-151	.298	27-41	.659	224-7.0	73-2.3	30	38	19	55
Schick	32	76-168	.452	8-23	.348	33-45	.733	193-6.0	74-2.3	24	59	34	44
Booker	32	46-148	.311	0-1	.000	44-69	.638	136-4.3	144-4.5	23	72	39	76
Grant	21	40-122	.328	18-54	.333	28-41	.683	126-6.0	77-3.7	81	66	30	31
Lee	32	34-83	.410	3-11	.273	41-66	.621	112-3.5	78-2.4	46	71	20	71
Riley	26	27-65	.415	2-8	.250	28-50	.560	84-3.2	57-2.2	16	29	22	33
Hostrander	30	13-56	.232	1-14	.071	19-30	.633	46-1.5	22-0.7	18	53	11	40
Kirkland	6	9-15	.600	0-0	----	5-6	.833	23-3.8	20-3.3	2	6	4	14
Tarver	15	6-16	.375	2-5	.400	4-7	.571	18-1.2	20-1.3	7	10	4	7
Sanders	11	3-12	.250	2-4	.500	0-0	----	8-0.7	1-0.1	4	10	1	2
Landen	2	0-1	.000	0-1	.000	0-0	----	0 0.0	0-0.0	0	0	0	1
TOTAL	32	835-2000	.418	92-328	.280	522-773	.675	2284-71.4	1337-41.8	468	736	330	654

SUNO KNIGHTS



SOUTHERN UNIVERSITY IN NEW ORLEANS

Address: 6400 Press Drive **Nickname:** SUNO Knights
 New Orleans, LA 70126 **Colors:** Blue & Gold
Enrollment: 5100 **President:** Dr. Leon K. Tarver II
Fax #: 504-286-5131 **Chancellor:** Gerald C. Peoples

Athletic Director Earl R. Hill
 **Phone:** 504-286-5192 **Home:** 504-925-9742
Coaching Staff:
 **Men's Basketball Head** Earl R. Hill
 **Phone:** 504-286-5192 **Home:** 504-925-9742
 **Assistant** Elston King
 **Phone:** 504-286-5194 **Home:** 504-948-2489
 **Women's Basketball Head** Elston King
 **Phone:** 504-286-5197
 **Cross Country Head (Men and Women)** Robert Synder
 **Phone:** 504-286-5332 **Home:** 504-286-5329
 **Track Head (Men and Women)** Robert Synder
 **Phone:** 504-286-5332 **Home:** 504-286-5329
Sports Information/Publicity Earl R. Hill
 **Phone:** 504-286-5192
Faculty Athletic Representative Ms. Veronica Carter
 **Phone:** 504-284-5444 **Home:** 504-945-3533
Registrar Gilda Davis
 **Phone:** 504-286-5000

SOUTHERN UNIVERSITY OF NEW ORLEANS MEN'S BASKETBALL STATISTICS

PLAYER G FGM-ATT PCT. 3PM-ATT PCT. FTM-ATT PCT. PTS-AVG REB-AVG AST TO ST PF

**SOUTHERN UNIVERSITY OF NEW ORLEANS WOMEN'S BASKETBALL
STATISTICS**

PLAYER G FGM-ATT PCT. 3PM-ATT PCT. FTM-ATT PCT. PTS-AVG REB-AVG AST TO ST PF



SPRING HILL COLLEGE

Address: 4000 Dauphin Street
 Mobile, AL 36608-0220
 Nickname: Badgers, Lady Badgers
 Colors: Purple and White
 Enrollment: 1000
 President: Fr. Gregory F. Lucey, S.J.
 Fieldhouse: Student Recreation Center (2,000)
 Athletic Department: 334-380-3485
 Fax Number: 334-460-2196

Athletic Director **Mark Priede**
 Phone: 334-380-4461 Home: 334-607-7049
 Email: mpriede@shc.edu

Coaching Staff:

..... **Men's Basketball Head** **Bill Carr**
 Phone: 334-380-3487
 Email: bcarr@shc.edu

..... **Women's Basketball Head** **Terry Fowler**
 Phone: 334-380-3488 Home: 334-602-6636
 Email tfowler@shc.edu

..... **Baseball Head** **Frank Sims**
 Phone: 334-380-3486 Home: 334-343-7528
 Email: fsims@shc.edu

..... **Women's Cross Country** **Penny Copeland**
 Phone: Home: 334-476-0289
 Email: ppcopeland@aol.com

..... **Golf (Mens)** **Steve Hodges**
 Phone: 334-380-4659 Home: 334-471-6235

SPRING HILL COLLEGE

..... **Golf (Women)** **Duke Ankiewiez**
 **Phone: 334-380-4659**
 **Soccer (Mens & Womens)** **Tom Condone**
 **Phone: 334-380-3491** **Home: 334-634-8950**
 **Tennis (Men & Women)** **Kelly Williamson**
 **Phone: 334-380-3490** **Home: 334-473-1020**
 **Softball** **Coby Owens**
 **Phone: 334-380-3489** **Home: 334-626-3346**
 **Email:** **Cowens@shc.edu**
Sports Information/Publicity **Niall Adler**
 **Phone: 334-380-3485**
 **Email:** **badgersi@shc.edu**
Faculty Athletic Representative **Andre Honoree**
 **Phone: 334-380-4394** **Home: 334-**
Registrar **Shirley Kargledar**
 **Phone: 334-380-2242**

SPRING HILL COLLEGE MEN'S BASKETBALL STATISTICS

PLAYER	G	FGM-ATT	PCT.	3PM-ATT	PCT.	FTM-ATT	PCT.	PTS-AVG	REB-AVG	AST	TO	ST	PF
--------	---	---------	------	---------	------	---------	------	---------	---------	-----	----	----	----

SPRING HILL COLLEGE WOMEN'S BASKETBALL STATISTICS

PLAYER	G	FGM-ATT	PCT.	3PM-ATT	PCT.	FTM-ATT	PCT.	PTS-AVG	REB-AVG	AST	TO	ST	PF
--------	---	---------	------	---------	------	---------	------	---------	---------	-----	----	----	----



TALLADEGA COLLEGE

Address: 627 W. Battle St.
Talladega, AL 35160

Nickname: Tornadoes/Lady Tornadoes
Colors: Crimson & Blue
Enrollment: 675
President: Dr. Marguerite Achie-Hudson
Fieldhouse: Callanan (seats 1200)
Athletic Phone: 256-761-6232
Fax Number: 256-761-6460

Athletic Director Alfred Baker
..... Phone: 256-761-6239 Home: 256-362-6528

Athletic Secretary Erikka Lawler
..... Phone: 256-761-6232

Coaching Staff:

..... Men's Basketball Head Alfred Baker
..... Phone: 256-761-6239 Home: 256-362-6528

..... Assistant Men's Basketball TBA

..... Women's Basketball Head Arrington Mackey
..... Phone: 256-761-6290 Home:

..... Assistant Women's Basketball Naomi Rabadago
..... Phone: 256-761-

..... Cross Country (Men's & Women's) Rodney Lipscomb
..... Phone: 256-761-6238 Home: 256-835-1198

..... Volleyball Arrington Mackey
..... Phone: 256-761-6290

TALLADEGA COLLEGE

..... **Golf** **Alfred Baker**
..... **Phone: 256-761-6239** **Home: 256-362-6528**
..... **Men's Baseball** **Rodney Lipscomb**
..... **Phone: 256-761-6238** **Home: 256-835-1198**
..... **Tennis** **TBA**
Sports Information/Publicity **Ronnie Johnson**
..... **Phone: 256-761-6288** **Home:**
..... **Fax:**
Faculty Athletic Representative **Dr. Edward Hall**
..... **Phone: 256-761-6342** **Home:**
Registrar **Florenta Dortch**
..... **Phone: 256-761-6415**

TOUGALOO COLLEGE MEN'S BASKETBALL STATISTICS

PLAYER	G	FGM-ATT	PCT.	3PM-ATT	PCT.	FTM-ATT	PCT.	PTS-AVG	REB-AVG	AST	TO	ST	PF
Clark	14	68-170	.400	23-78	.295	36-57	.632	195 13.9	43-3.1	22	44	20	32
Davis	32	154-356	.433	22-77	.286	64-81	.790	394 12.3	99-3.1	72	89	40	93
Purvis	19	71-171	.415	22-72	.306	36-51	.706	200 10.5	84-4.4	16	24	7	27
Thomas	28	97-199	.487	0-0	----	31-80	.388	225 8.0	189-6.8	25	65	22	61
Valentine	19	61-130	.469	10-25	.400	12-22	.545	144 7.6	46-2.4	33	47	25	41
Willis	28	66-142	.465	8-35	.229	60-93	.645	200 7.1	140-5.0	46	49	45	97
McBride	31	77-168	.458	7-21	.333	53-75	.707	214 6.9	153-4.9	59	67	44	113
Martin	5	11-31	.355	4-13	.308	4-4	1.000	30-6.0	9-1.8	2	6	5	7
Spann	28	48-180	.267	22-96	.229	13-22	.591	131-4.7	53-1.9	18	32	13	54
Pegues	30	45-109	.413	0-1	.000	30-56	.536	120-4.0	83-2.8	11	57	17	102
Mitchell	21	24-70	.343	10-40	.250	12-19	.632	70-3.3	31-1.5	37	40	25	52
Rushing	16	17-72	.236	6-44	.136	2-7	.286	42-2.6	22-1.4	7	18	2	14
Brinkley	19	16-54	.296	7-31	.226	1-4	.250	40-2.1	26-1.4	12	17	3	27
Small	17	8-37	.216	1-16	.063	3-6	.500	20-1.2	16-0.9	8	23	7	16
TOTALS	32	763-1889	.404	142-549	.259	357-578	.618	2025-63.3	1023-32.0	368	579	275	756

TOUGALOO COLLEGE WOMEN'S BASKETBALL STATISTICS

PLAYER	G	FGM-ATT	PCT.	3PM-ATT	PCT.	FTM-ATT	PCT.	PTS-AVG	REB-AVG	AST	TO	ST	PF
Gashew	18	163-334	.488	0-2	.000	68-105	.648	394 21.9	119-6.6	15	56	15	61
Thompson	30	106-326	.325	57-166	.343	119-179	.665	388 12.9	168-5.6	55	110	47	70
Williamson	29	100-308	.325	57-157	.363	52-79	.658	309 10.7	112-3.9	113	97	47	67
Hall	13	40-109	.367	0-0	----	23-40	.575	103 7.9	113-8.7	13	46	18	36
Fowler	31	75-237	.316	9-54	.167	80-99	.808	239 7.7	149-4.8	161	139	59	76
Collins	30	82-202	.406	23-71	.324	35-66	.530	222 7.4	72-2.4	43	76	58	60
Banks	23	14-37	.378	3-14	.214	11-25	.440	42 1.8	31-1.3	8	19	8	10
Jackson	22	11-27	.407	0-1	.000	3-18	.167	25-1.1	94-4.3	3	32	7	39
Morton	20	7-25	.280	0-1	.000	4-6	.667	18-0.9	26-1.3	3	7	2	21
TOTAL	31	727-1886	.385	149-468	.318	474-767	.618	2077-67.0	1163-37.5	439	652	315	557



TOUGALOO COLLEGE

Address: 500 West County Line Rd
 Tougaloo, MS 39174
Enrollment: 1100
Fieldhouse: George A & Ruth B. Owens (Seats 2500)
 Health & Wellness Center

Nickname: Bulldogs, Lady Bulldogs
Colors: Royal Blue and Scarlet
President: Dr. Joe Lee

Fax Number: 601-978-1309

Athletic Director James Turner
 Phone: 601-977-7809 Home: 601-362-9994

Coaching Staff:

Men's Basketball Head James Turner
 Phone: 601-977-7809 Home: 601-362-9994
 Phone: 601-978-1191 Ext. 113

Assistant Broderick Owens
 Phone 601-978-1191-ext 115 Home: 601-362-6253

Women's Basketball Head Vonetta Kelso
 Phone: 601-978-1191 Ext. 116 Home: 601-924-8454

Men's Cross Country Amir Hamlin
 Phone: 601-977-7898 Home: 601-859-8994

Golf Dr. Jim Coleman
 Phone: 601-977-7887 Home: 601-981-9006

Sports Information/Publicity Athletic Coaching Staff
 Phone: 601-978-1191-Ext. 113,114,115 & 116
 Fax: 601-978-1309

Faculty Athletic Representative Dr. James Coleman
 Phone: 601-977-7887 Home: 601-981-9006

Registrar Carolyn Evans
 Phone: 601-977-7765

TOUGALOO COLLEGE MEN'S BASKETBALL STATISTICS

PLAYER	G	FGM-ATT	PCT.	3PM-ATT	PCT.	FTM-ATT	PCT.	PTS-AVG	REB-AVG	AST	TO	ST	PF
--------	---	---------	------	---------	------	---------	------	---------	---------	-----	----	----	----

TOUGALOO COLLEGE WOMEN'S BASKETBALL STATISTICS

PLAYER	G	FGM-ATT	PCT.	3PM-ATT	PCT.	FTM-ATT	PCT.	PTS-AVG	REB-AVG	AST	TO	ST	PF
--------	---	---------	------	---------	------	---------	------	---------	---------	-----	----	----	----



WILLIAM CAREY COLLEGE

Address: 498 Tuscan Avenue

Hattiesburg, MS 39401-9913

Nickname: Crusaders, Lady Saders

Colors: Red, Black, White

Enrollment: 2000

President: Dr. Larry Kennedy.

Hattiesburg Main Fax Number: 601-582-6454

Gulfport Main Fax Number 228-897-7131

Gulfport

1856 Beach Drive
Box 308
Gulfport, MS 39507

New Orleans

3939 Gentilly Blv
New Orleans, LA 70126

Athletic Director Steve Knight
 .. . Phone: 601-582-6415 Home: 601-268-7039
 E-Mail: wccsports@wmcarey.edu

Coaching Staff:

..... **Men's Basketball Head** **Steve Knight**
 Phone: 601-582-6415 Home: 601-268-7039
 Assistant **LaRon Brumfield**
 Phone 601-582-6771 Home:
 **Women's Basketball Head** **Tracy English**
 Phone: 601-582-6111 Home: 601-261-2441
 Student Assistant **Cynthia Thompson**
 **Baseball Head** **Bobby Halford**
 Phone: 601-582-6110 Home: 601-264-1550
 Graduate Assistant **TBA**
 Student Assistant **TBA**

WILLIAM CAREY COLLEGE

..... **Women's Softball Head** **Carrie Byrd**
 Phone: 601-582-6431 Home: 601-264-1504
 Student Assistant **Carlos Bell**
 Graduate Assistant **Heather Rawson**
 **Men's Soccer Head** **Doug Stovall**
 Phone: 601-897-7144 .. Home: 601-896-6978
 Email: **wccmens-soccer@exite.com**
 Graduate Assistant **Oleg Chichkanov**
 **Women's Soccer Head** **Melissa Heinz**
 Phone: 228-897-7142 Home: 601-896-6284
 Student Assistant **Christi Elias**
 **Men's Golf** **Tracy English**
 Phone: 601-582-6111 Home: 601-261-2441
Sports Information/Publicity **Laron Brumfield**
 Phone: 601-582-6771 .. Home: 601-271-9021
Faculty Athletic Representative **Dr. E. Milton Wheeler**
 Phone: 601-582-6165 .. Home: 601-268-3126
Registrar **Mrs Cathy VanDevender**
 Phone: 601-592-6195 Home: 228-896-1797

WILLIAM CAREY COLLEGE MEN'S BASKETBALL STATISTICS

PLAYER	G	FGM-ATT	PCT.	3PM-ATT	PCT.	FTM-ATT	PCT.	PTS-AVG	REB-AVG	AST	TO	ST	PF
Abbard	30	201-504	.399	107-301	.355	158-189	.836	667-22.2	158-5.3	141	118	79	72
Al	4	22-46	.478	10-21	.476	11-13	.846	65-16.3	13-3.3	1	6	6	3
Ackett	30	122-242	.504	14-38	.368	71-121	.587	329-11.0	159-5.3	62	78	26	76
Williams	24	76-191	.398	26-93	.280	45-76	.592	223-9.3	62-2.6	40	62	31	41
Dams	27	83-126	.659	0-0	.000	38-70	.543	204-7.6	91-3.4	9	26	21	61
Mark	28	72-120	.600	3-7	.429	18-32	.563	165-5.9	117-4.2	12	34	16	59
Johnson	29	56-112	.500	1-4	.250	43-76	.566	156-5.4	95-3.3	57	53	34	43
Dams Justin	29	56-142	.394	33-100	.330	7-13	.538	152-5.2	84-2.9	13	24	9	39
Art	27	43-100	.430	16-44	.364	15-21	.714	117-4.3	35-1.3	14	13	8	28
Hird	30	37-79	.468	1-4	.250	24-41	.585	99-3.3	85-2.8	10	22	14	46
Thompson	24	26-64	.406	18-48	.375	10-12	.833	80-3.3	28-1.2	13	30	5	45
Nodes	27	32-79	.405	.5-20	.250	12-36	.333	81-3.0	58-1.2	20	28	20	34
Arker	5	4-9	.444	3-7	.429	0-1	.000	11-2.2	1-0.2	0	1	1	0
Lawthom	17	10-23	.435	0-3	.000	6-17	.353	26-1.5	21-1.2	9	14	5	15
Dodges	28	14-49	.286	0-1	.000	8-11	.727	36-1.3	40-1.4	13	23	7	42
Bope	25	9-22	.409	0-0	.000	7-14	.500	25-1.0	18-0.7	5	12	3	21
TOTAL	30	863-1908	.452	237-691	.343	473-743	.637	2436-81.2	1209-40.3	419	549	285	625

WILLIAM CAREY COLLEGE WOMEN'S BASKETBALL STATISTICS

PLAYER	G	FGM-ATT	PCT.	3PM-ATT	PCT.	FTM-ATT	PCT.	PTS-AVG	REB-AVG	AST	TO	ST	PF
Sullivan	31	151-324	.456	0-0	---	67-125	.536	359-11.9	194-6.3	14	60	63	85
Sullivan	32	125-262	.477	0-0	---	109-177	.616	319-11.2	209-6.5	22	83	82	80
Rosby	29	91-244	.273	22-74	.297	61-96	.642	265-9.1	119-4.1	67	85	27	39
Matum	31	95-242	.393	2-18	.111	67-101	.663	259-8.4	129-4.2	34	85	44	68
Hims	32	83-200	.415	17-59	.288	43-83	.518	226-7.1	75-2.3	112	95	44	75
Lockhart	29	80-185	.432	0-1	.000	31-58	.534	191-6.6	128-4.4	6	49	20	53
Morris	32	46-116	.397	2-19	.105	32-45	.711	126-3.9	105-3.3	36	44	29	49
Nelson	24	31-74	.419	0-0	---	24-41	.585	86-3.6	85-3.5	5	20	8	40
Levere	29	30-89	.337	24-70	.343	5-10	.500	89-3.1	17-0.6	8	18	10	16
TrinBacas	32	23-96	.240	8-47	.170	34-59	.576	88-2.8	56-1.8	51	87	24	53
TricaBacas	31	24-71	.338	10-39	.256	19-28	.679	77-2.5	33-1.1	26	28	15	16
Casanave	22	16-38	.421	0-0	---	10-18	.556	42-1.9	39-1.8	3	16	7	19
Howard	21	9-22	.409	1-5	.200	4-4	1.000	23-1.1	8-0.4	15	24	7	21
Drumfield	5	1-3	.333	0-1	.000	2-4	.500	4-0.8	1-0.2	1	1	3	2
TOTAL	32	805-1966	.409	86-333	.258	508-848	.599	2204-68.9	1397-43.7	400	712	353	616



XAVIER UNIVERSITY OF LOUISIANA

**Address: 7325 Pine and Palmetto
New Orleans, LA 70125
Nickname: Gold Rush, Gold Nuggets
Colors: White and Gold
Enrollment: 3500**

President: Dr. Norman C. Francis

**Fieldhouse: The Barn (Seats 1200)
Fax Number: 504-485-7934**

**Athletic Director Todd Keller
..... Phone: 504-483-7330 Home: 504-536-6996**

Coaching Staff

..... **Men's Basketball Head** **Dale Valdery**
..... Phone: 504-483-7314 Home: 504-245-0491
..... **Assistant** **Dannton Jackson**
..... Phone 504-483-7329 Home:
..... **Women's Basketball Head** **Robert Browder**
..... Phone: 504-483-7333 Home:
..... **Assistant** **Sheremy Dillard**
..... Phone: 504-483-7513
..... **Cross Country (Mens and Womens)** **Doug Athey**
..... Phone: 504-485-5009

XAVIER UNIVERSITY OF LOUISIANA

..... **Tennis (Mens & Womens)** **Lisa Robinson**
 **Phone: 504-485-5007**

Sports Information/Publicity **Terri Burton**
 **Phone: 504-485-5429** **Fax: 504-485-7933**

Intramural Director **Neil McKendall**
 **Phone: 504-483-7334**

Faculty Athletic Representative **Sr. Grace Mary Flickinger**
 **Phone: 504:483-7526** **Home: 504-482-0917**
 **Fax: 504-485-7918**

Registrar **Jo Ann Taylor**
 **Phone: 504-485-7599** **Home: 504-482-2239**

XAVIER UNIVERSITY MEN'S BASKETBALL STATISTICS

PLAYER	G	FGM-ATT	PCT.	3PM-ATT	PCT.	FTM-ATT	PCT.	PTS AVG	REB-AVG	AST	TO	ST	PF
Hall	27	115-279	.412	44-115	.383	58-87	.667	332-12.3	66-2.4	51	74	34	61
Forges	10	32-70	.457	1-12	.083	46-68	.676	111-11.1	59-5.9	18	31	6	30
Cousin	26	83-201	.413	58-164	.354	33-40	.825	257-9.9	53-2.0	38	39	25	38
Steward	29	103-187	.551	0-1	.000	64-133	.566	270-9.3	167-5.8	13	56	28	85
Foster	19	70-124	.565	2-5	.400	18-27	.667	160-8.4	85-4.5	15	24	11	35
Fuqua	28	85-159	.535	0-1	.000	54-95	.568	224-8.0	151-5.4	24	50	38	85
McCullum	30	64-150	.427	19-68	.279	61-84	.726	208-6.9	108-3.6	22	45	29	50
DeGruy	24	59-144	.410	2-11	.182	39-63	.619	159-6.6	75-3.1	65	45	44	52
Glover	10	16-44	.364	3-12	.250	12-20	.600	47-4.7	26-2.6	2	9	9	20
Malley	30	51-95	.537	0-6	.000	32-55	.582	134-4.5	77-2.6	26	30	18	58
Butler	20	19-71	.268	13-50	.260	17-18	.944	68-3.4	21-1.1	12	19	3	26
Jenkins	27	24-88	.279	15-49	.306	13-21	.619	76-2.8	39-1.4	19	38	18	26
Loyd	22	10-30	.333	0-4	.000	9-16	.563	29-1.3	14-0.6	10	14	6	20
Rush	16	2-14	.143	0-0	---	10-13	.769	14-0.9	14-0.9	0	9	2	16
TOTAL	30	733-1654	.443	157-498	.315	466-720	.647	2089-69.6	955-35.7	315	483	271	602

XAVIER UNIVERSITY WOMEN'S BASKETBALL STATISTICS

PLAYER	G	FGM-ATT	PCT.	3PM-ATT	PCT.	FTM-ATT	PCT.	PTS AVG	REB-AVG	AST	TO	ST	PF
Simpkins	26	136-270	.504	6-18	.333	96-135	.711	374-14.4	210-8.1	56	69	72	78
Taylor	25	116-276	.420	66-165	.400	32-50	.640	330-13.2	107-4.3	49	62	23	84
Maynard	33	135-293	.461	2-11	.182	80-111	.721	352-10.7	126-3.8	83	94	75	81
Jeanpierre	32	127-346	.367	2-21	.095	23-34	.676	279-8.7	216-6.8	20	58	31	100
Fleming	30	78-191	.408	25-83	.301	47-76	.618	228-7.6	94-3.1	56	83	36	64
Williams	32	75-251	.299	35-121	.289	28-43	.651	213-6.7	96-3.0	39	62	60	66
Walker	31	60-171	.351	17-58	.293	14-30	.467	151-4.9	47-1.5	32	58	35	42
Lewis	33	54-116	.466	1-11	.091	42-68	.618	151-4.6	103-3.1	13	41	15	80
Ransaw	33	49-112	.438	2-12	.167	33-47	.702	133-4.0	128-3.9	40	65	47	75
Scott	5	3-16	.188	1-10	.100	4-7	.571	11-2.2	2-0.4	2	6	1	3
Brousseau	33	25-74	.338	8-29	.276	5-13	.385	63-1.9	32-1.0	37	42	38	50
TOTAL	33	858-2116	.405	165-539	.306	404-614	.658	2285-69.2	1161-38.8	427	640	433	723

1998-99 Men's Basketball Team Statistics
GCAC Standings

Team	Overall W - L	PCT	Conf. W - L	PCT
1 Un. of Mobile	28-4	.903	16-2	.889
2. Spring Hill	22-7	.759	14-4	.778
3. William Carey	15-14	.517	11-7	.611
4. La College	17-13	.567	11-7	.611
5. Dillard	18-11	.621	10-7	.572
6. SUNO	15-13	.536	9-9	.500
7. Loyola University	15-14	.517	8-10	.444
8. Xavier University	15-13	.536	6-11	.353
9. Belhaven	10-22	.313	2-16	.111
10. Tougaloo	5-27	.156	2-16	.111

Team Scoring

Team	Off	Def	Margin
1. University of Mobile	88.3	66.7	+21.6
2. Spring Hill College	80.1	68.0	+12.1
3. Dillard University	75.8	71.8	+4.0
4. Louisiana College	78.1	75.6	+2.5
5. Xavier University	69.8	68.2	+1.7
6. William Carey	81.2	79.7	+1.5
7. SUNO	79.8	80.3	-0.5
8. Loyola University	72.4	74.4	-2.0
9. Belhaven College	61.9	71.5	-9.6
10. Tougaloo College	63.3	NA	NA

Team Rebounding

School	Own	Opp	Margin
University of Mobile	1132	887	+7.9
Dillard University	912	760	+5.2
Spring Hill College	1087	966	+4.2
Xavier University	1006	928	+2.8
William Carey College	1178	1120	+2.0
Loyola University	1090	1076	+1.5
SUNO	985	999	-1.5
Belhaven College	1091	1122	-1.0
Louisiana College	1114	1226	-3.8
Tougaloo College	1312	1418	-3.3

Total Field Goal Shooting

Team	3pt.		Pct.	
	FGM-FGA	Pct.	FGM-FGA	Pct.
University of Mobile	209-518	.404	1022-2017	.507
SUNO	150-373	.402	812-1751	.464
Spring Hill	157-424	.370	834-1008	.500
Belhaven College	185-507	.365	714-1663	.435
Loyola University	183-502	.365	722-1641	.440
Dillard University	95-262	.363	841-1643	.512
William Carey	233-670	.348	832-1844	.451
Louisiana College	252-762	.331	825-1834	.450
Xavier University	147-459	.320	681-1532	.445
Tougaloo College	142-549	.259	763-1889	.404

Team Free Throw Percentage

School	G	FTM-FTA	%
SUNO	29	536-770	69.6
University of Mobile	32	571-825	.692
Spring Hill College	29	498-751	.663
Xavier University	28	446-680	.656
William Carey	29	458-712	.643
Louisiana College	30	441-686	.643
Loyola University	28	473-737	.642
Belhaven College	32	349-548	.637
Tougaloo College	32	357-576	.620
Dillard University	29	420-678	.619

1998-1999 Men's Basketball Individual Statistics

Scoring

Name	G	3pt.FG	FG	FT	Pts.	Avg
Eric Campbell	29	1	160	150	671	23.1
Antoine Hubbard	29	105	196	158	655	22.6
Richie Thweatt	30	10	247	161	665	22.2
Ted Thomas	25	33	171	103	478	19.1
Rene Antee	31	57	200	87	544	17.6
Desmond Rodney	26	0	191	71	453	17.4
Eric McCarty	27	25	136	170	467	17.3
Wali Harrison	29	54	168	106	496	15.1
Chareck Cable	31	48	162	96	468	15.1
Ryan Taylor	30	103	147	46	443	14.8

Rebounding

Name	G	Reb	Avg
Richie Thewatt	30	313	10.4
Eric Campbell	29	289	10.0
Lancelot Loncke	22	208	9.5
Desmond Rodney	26	245	9.4
Demarcus Thomas	28	189	6.8
Yussef Jasmine	28	183	6.5
Bakari Beckwith	30	182	6.1
Leon Mitchell	27	160	5.9
Anthony Steward	27	160	5.9
Wali Harrison	26	144	5.5

Individual Free Throw

Name	G	FTM-FTA	%
Antoine Hubbard	29	158-188	.840
Eric McCarty	27	170-209	.813
Leon Mitchell	27	113-146	.774
Wali Harrison	29	106-148	.716
Travis Blackwell	32	118-168	.702
Richie Thweatt	30	161-234	.688
Chareck Cable	31	96-141	.681
Marcus Smith	30	136-203	.670
Rene Antee	31	87-130	.669

Individual Men's Three Point Field Goal

Name	G	3ptFGM-3ptFGA	%
Leon Mitchell	27	32-63	.508
Rene Antee	31	57-126	.452
Kalili Stallworth	32	90-199	.452
Wali Harrison	29	54-121	.446
Alton Celestine	26	41-96	.427
Josip Debeljuh	31	35-82	.427
Jarrod Kincaid	28	75-182	.412
Ryan Taylor	30	103-250	.412
Chareck Cable	31	48-120	.400
Detrius Louis	31	50-126	.397

Men's Assists

Name	G	Assists	Avg.
Travis Blackwell	32	254	7.94
Marcus Smith	30	147	4.90
Antoine Hubbard	29	139	4.79
Rene Antee	31	128	7.13
Eric McCarty	27	101	3.74.

Individual Field Goal Percentages

Name	G	FTM-FTA	%
Eric Campbell	28	260-411	.633
Richie Thweatt	30	247-407	.607
Desmond Rodney	26	191-316	.604
Rene Antee	31	200-361	.554
nicky Saacks	21	110-199	.553
Ted Thomas	25	171-328	.521
Yussef Jasmine	28	138-270	.511
Wali Harrison	26	148-306	.484
Detrius Louis	31	151-334	.452
Eric McCarty	27	136-314	.433
Chareck Cable	31	162-376	.431



GCAC Men's Basketball Season Records

Team Scoring, Seas. Avg., Off.	Wm. Carey, 1989-90, 94.7
Team Scoring, Seas. Avg., Def.	Belhaven, 1981-82, 55.6
Team Scoring, Seas. Avg., Margin	Mobile Col. 1987-88, +18.6
Team FGM, Seas.	Sp. Hill, 1987-88, 1244
Team FG Pct., Seas.	Sp. Hill, 1987-88, .56 (1244/2221)
Team FTM, Seas.	Wm. Carey, 1988-89, 709
Team FT Pct., Seas.	W.C., 1982-83 .757 (433/572)
Team Reb., Seas. Avg., Off.	Wm. Carey, 1989-90, 48.9
Team Reb., Seas. Avg. Def.	Dillard, 1986-87, 41.5
	Wm. Carey, 1994-96, 41.5
Team Reb. Seas. Avg., Margin	Wm. Carey, 1989-90, +10.4
Team Three Point FG, Total Seas.	Wm. Carey, 1994-95, 315
Team Three Point FG, Seas. Pct.	SUNO, 1987-88, .435 (85-195)
Most Wins, Team, Seas.	Mobile, 1993-94, 32
Team Three Point FG, Seas. Pct.	SUNO, 1987-88, .435 (85-195)
Most Wins, Team, Seas.	Mobile, 1993-94, 32
Individual Scoring, Seas., Total Pts	Gray, Wm. Carey, 1985-86, 773
Individual Scoring, Seas., Game Avg.	Jones, Dillard, 1988-89, 26.0
FG Shooting, Total Made, Seas.	Jones, Dillard, 1988-89, 297
FG Shooting, Seas., Pct.	Gullet, Xavier, 1981-82, 67(118/174)
FT Shooting, Total Made, Seas.	Woody, Wm. Carey, 1984-85, 189
	Gray, Wm. Carey, 1985-86., 189
FT Shooting, Seas. Pct.	Ford, W. C., 1997-1998, .889(144-162)
	Hamilton, L.C., 1984-85 .886 (62-70)
Individual Reb., Seas., Total	Cooper, Wm. Carey, 1983-84, 346
Individual Reb., Seas., Game Avg.	Bentley, Tougaloo, 1996-97, 13.4
Assists. Total, Seas.	Nelson, Spring Hill, 1987-88, 279
Assists, Seas., Game Avg.	Nelson, Spring Hill, 1987-88. 6.9
Three Point FG, Seas., Total	Dexter Pugh, WC, 1996-97, 125

Men's Basketball Season Records Continued

Three Point FG, Seas. Pct.	Clemons, Mobile, 1993-4, .537 (22-41)
Team Record, Best Pct.	Mobile, 1993-94, .941 (32-2)
Individual Scoring Seas. Total Pts.	Gray, Wm Carey, 1989-90, 773
Individual Scoring Seas. Game Avg.	Jones, Dillard, 1988-89, 26.0
FG Shooting, Total Made, Seas.	Jones, Dillard, 1988-89, 297
FG Shooting, Seas., Pct.	Gullet, Xavier, 1981-82, .678 (118/174)
FT Shooting, Total Made, Seas.	Woody, Wm. Carey, 1984-85, 189
	Gray, Wm. Carey, 1985-86., 189
FT Shooting, Seas. Pct.	Hamilton, LC, 1984-85 .886 (62-70)
	Ford, WC, 1997-98 .889 (144-162)
Individual Reb., Seas., Total	Cooper, Wm. Carey, 1983-84, 346
Individual Reb., Seas., Game Avg.	Bentley, Tougaloo, 1996-97, 13.4
Assists. Total, Seas.	Nelson, Spring Hill, 1987-88, 279
Assists, Seas., Game Avg.	Nelson, Spring Hill, 1987-88. 6.9
Three Point FG, Seas., Total	Dexter Pugh, WC, 1996-97, 125
Three Point FG, Seas. Pct.	Clemons, UOM, 1993-4, .537 (22-41)
Team Record, Best Pct.	Mobile, 1993-94, .941 (32-2)

GCAC Men's Basketball Individual Game Records

Most Points Scored	42 Steve Magee, LC vs Belhaven, Jan 6, 1997
Most FGA	31 Juan Mercier, Xavier vs Belhaven, 2/14/1987
Most FGM	17 Eugene Johnson, Wm. Carey, 2/12/1982
Most FTA	21 Juan Mericer, Xavier vs La Col., 01/19/1987
Most FTM	17 Tony Woody, Wm. Carey vs Dillard, 1/14/85
Most 3 pt. FGA	17 Barry Johnson, Dillard vs Tougaloo, Jan 21, 1989.
Most 3 pt. FGM	10 Francisco Hardy, Wm. Carey vs Toug., Jan 24, 1991.
Most Rebounds	22 Zac Cooper, Wm. Carey vs Sp. Hill, Feb 12, 1983.
Most Assists	19 Derrick Collins, Xavier vs Sp. Hill, Feb 3, 1986.
Most Steals	8 Leslie McClinton, Wm Carey vs Sp. Hill, 1/29, 1990.
	8 Dennis Powell, UM vs Xavier, Jan 21, 1993.
Most Blocked Shots	9 John Laird, W.C. vs Tougaloo 2/2/99
Team Single Game	
Most Points Scored	132 Wm. Carey vs SUNO, Feb 23, 1989
	132 Belhaven vs SUNO, Feb 16, 1991
Fewest Points Scored	31 Tougaloo vs Mobile, Jan 21, 1993
Most FGA	94 Wm. Carey vs Spring Hill, Feb 27, 1984
Most FGM	49 Wm. Carey vs Xavier, Feb 17, 1990
Most FTA	56 Spring Hill vs Dillard, March 7, 1997
Most FTM	41 Spring Hill vs Dillard, March 7, 1997
Most 3 Pt. FGA	36 Wm. Carey vs Tougaloo, Feb 6, 1995
Most 3 PT. FGM	16 LC vs Belhaven, Jan 6, 1997
Most Rebounds	69 Wm. Carey vs Xavier, Feb 17, 1990
Most Assists	38 Wm. Carey vs SUNO, Feb 23, 1989
Most Pts., Losing Game	123 SUNO vs Belhaven, Feb 16, 1991
Fewest Pts. Winning gm	51 Dillard vs Belhaven, Jan 26, 1984
Most Pts, Both Teams	255 Belhaven vs SUNO, Feb 16, 1991
Fewest Pts, Both Teams	97 Belhaven vs Xavier, Jan 21, 1982
Highest Field Goal %	70.0 Spring Hill vs SUNO, Jan 11, 1993
Lowest Field Goal %	29.5 Xavier vs Wm. Carey, Feb 10, 1996
Highest FG % Both Teams	64.0 Wm. Carey vs Tougaloo, Mar 3, 1995
Lowest FG % Both Teams	33.3 Wm. Carey vs Mobile, Jan 18, 1994



1998 - 99 GCAC Men's Basketball All-Conference Team

Name	Hgt	Class	POS	School
1. Chareck Cable	6-2	JR	G	Belhaven College
2. Desmond Rodney	6-9	JR	C	Dillard University
3. Ted Thomas	6-3	JR	G	Dillard University
4. Marcus Smith	5-11	SO	G	Louisiana College
5. Ryan Taylor	6-5	JR	G/F	Louisiana College
6. Richie Thweatt	6-7	SR	F	Louisiana College
7. Jarrod Kincaid	6-3	SR	G	Loyola University
8. Rene Antee	5-10	JR	G	University of Mobile
9. Travis Blackwell	6-4	SO	G	University of Mobile
10. Kalili Stallworth	5-11	JR	G	University of Mobile
11. Eric McCarty	6-1	SR	G	Southern- New Orleans
12. Leon Mitchell	5-11	JR	G	Southern- New Orleans
13. Eric Campbell	6-5	SR	F	Spring Hill
12. Wali Harrison	6-2	SR	G	Spring Hill
13. Antoine Hubbard	5-8	SR	G	William Carey

Player of the Year:	Rene Antee, University of Mobile
Newcomer of the Year:	Antoine Hubbard, William Carey
Freshman of the Year:	Lancelot Loncke, Dillard University & Anthony Younger, Spring Hill (tie)
Coach of the Year:	Scott Sanderson, University of Mobile

1998-1999 GCAC Women's Basketball All-Conference Team:

Name	School	Hgt.	Class	POS
1. Wanda McDonald	Belhaven	5-6	Sr	G
2. Que Nash	Dillard	6-1	Sr	F
3. Latori Daniel	La. College	5-11	Sr	F
4. Denice Sepulvado	La. College	5-11	Jr	F
5. Kristi Small	La. College	5-6	Sr	G
6. Brooke Surette	Loyola	5-9	Jr	G/F
7. Olivia Crawford	Mobile	5-11	Jr	C
8. Monique McKenzie	Mobile	4-11	Jr	G
9. Veronica Washington	SUNO	5-11	Jr	C
10. Andrea Watson	SUNO	5-11	Jr	G

Player of the Year:	Latori Daniel - Louisiana College & Kristi Small - Louisiana College (tie)
Freshman of the Year:	Desoree' Christen - University of Mobile
Newcomer of the Year:	Monique McKenzie - University of Mobile
Coach of the Year:	Billy Brooks - Louisiana College

1998-99 Women's Basketball Team Statistics

Team	National		Conference	
	W-L	Pct	Overall	Pct
Louisiana College	22-6	.786	17-1	.944
Xavier University	20-8	.714	13-4	.764
William Carey College	16-14	.533	11-7	.611
University of Mobile	13-17	.433	11-7	.611
Loyola University	14-15	.483	8-10	.444
SUNO	9-15	.375	8-10	.444
Dillard	16-14	.533	6-11	.353
Spring Hill	8-22	.267	6-12	.333
Tougaloo College	12-19	.387	5-13	.279
Belhaven College	15-15	.500	4-14	.222

Team Scoring

Team	Off	Def	Margin
Louisiana College	78.3	65.8	+12.5
Xavier University	71.1	62.5	+8.6
Dillard University	58.4	54.8	+3.6
SUNO	71.0	70.7	+0.3
William Carey College	69.1	66.9	+2.3
Loyola University	68.6	69.6	-1.0
Belhaven College	63.0	66.0	-3.0
University of Mobile	70.8	74.0	-3.2
Spring Hill College	61.4	66.6	-5.2
Tougaloo College	67.0	NA	NA



Team Rebounding

Team	Own	Opp.	Margin
William Carey	1304	1158	+4.9
University of Mobile	1338	1162	+2.6
Dillard University	1126	1060	+2.4
Louisiana College	1149	1123	+0.9
Loyola	1208	1185	+0.6
Xavier University	1089	1083	+0.2
Belhaven College	1229	1254	-0.8
Tougaloo College	1302	1333	-1.1
SUNO	911	964	-2.2
Spring Hill	1019	1183	-5.4

Total Field Goal Shooting

Team	3pt. FGM-FGA	Pct.	FGM-FGA	Pct.
Louisiana College	144-447	.322	844-1913	.441
Spring Hill	127-331	.384	621-1453	.427
SUNO	70-232	.302	657-1540	.426
University of Mobile	55-193	.284	776-1880	.413
Xavier University	135-455	.297	746-1807	.413
William Carey College	84-322	.261	753-1847	.408
Belhaven College	103-347	.297	686-1768	.388
Tougaloo College	149-468	.318	727-1886	.385
Loyola University	124-407	.305	675-1787	.378
Dillard University	55-193	.284	1482	.368

Free Throw Shooting

Team	FTM-FTA	Pct.
Spring Hill College	472-610	.774
University of Mobile	484-719	.673
Xavier University	364-543	.670
SUNO	322-484	.665
Loyola University	515-796	.647
Louisiana College	361-623	.623
Tougaloo College	474-767	.617
William Carey College	482-791	.609
Belhaven College	414-692	.598
Dillard University	396-719	.550.

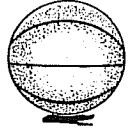
Individual Statistics

Individual Scoring	3pt FG	FG	FT	Points	Avg
1. Andrea Watson	42	191	47	471	23.6
2. Veronica Watson	3	169	110	451	18.8
3. Wanda McDonald	29	183	131	526	17.5
4. Latori Daniel	0	196	71	463	16.5
5. Kim Simpkins	5	115	81	316	15.0
6. Brook Surette	35	163	63	424	14.6
7. Danielle Haney	44	112	76	344	14.3
8. Denice Sepulvado	8	130	73	341	13.6
9. Olivia Crawford	2	162	51	377	13.0
10. Shawanda Hotchkiss	18	118	45	299	13.0

Individual Field Goal Percentages

	Pos.	FGM-FGA	%
1. Latori Daniel, Louisiana College	F	196-314	.624
2. Kim Simpkins, Xavier	F	115-224	.513
3. Olivia Crawford, Mobile	C	162-337	.481
4. Veronica Washington, SUNO	C	169-351	.481
5. Andrea Watson, SUNO	G	191-402	.475
6. Wanda McDonald, Belhaven	G	183-419	.437
7. Brook Surette, Loyola	G	163-394	.414
8. Shawanda Hotchkiss, SUNO	G	118-297	.397

3-Point Field Goal Percentage	3pt. FGM-FGA	%
Krystal Kaiser, Louisiana College	63-147	.429
Nicolette Nalu, Spring Hill	38-89	.427
Lyzni Taylor, Xavier	50-126	.397
Shekieta Williamson, Tougaloo	57-157	.363
Brooke Surette, Loyola	35-98	.357
Charlotte Thompson, Tougaloo	57-166	.343
Andrea Watson, SUNO	42-123	.341
Danielle Haney, Belhaven	44-133	.331
Debra Rutledge, Mobile	44-128	.297



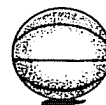
Individual Free Throw Percentages

	FTM-FTA	%
Lindsey Stuardi, Spring Hill	133-159	.836
Aisha Fowler, Tougaloo	80-99	.808
Jessica Wendolek, Sp. Hill	110-138	.797
Denice Sepulvado, LC	73-95	.768
Zakiya Maynard, Xavier	72-95	.758
Lindsay Faulk, Loyola	136-183	.743
Veronica Washington, SUNO	110-150	.733
Desiree' Christen, Mobile	84-116	.724
Kimberly Simpkins, Xavier	81-113	.717

Assists:	G	Assists	Avg.
Kristi Small	28	257	9.18
Alisha Fowler	31	161	5.19
Monique McKenzie		30 138	4.60
Lindsey Stuardi	30	132	4.40
Lindsay Faulk	29	120	4.11
Wanda McDonald	30	121	4.03
Shekieta Williamson	26	97	3.73

GCAC Women's Basketball Season Records

(through 1998-99 season)



Team Scoring, Avg. Off.	La. College, 1985-86, 86.7
Team Scoring, Seas. Avg. Def.	La. College, 1982-83, 57.0
Team Scoring, Seas. Avg. Margin	Dillard, 1983-84, +22.1 Xavier, 1993-94, +22.1
Team FGM, Seas.	La. College, 1985-86, 1181
Team FG Pct., Seas.	Wm. Carey, 1986-87 .527 (895-1697)
Team FTM, Seas.	Spring Hill, 1994-95, 540 1995-96, 540
Team FT Pct., Seas.	La. College, 1988-89, .762 (502/659)
Team Reb., Seas. Avg., Off.	Dillard, 1983-84, 45.4
Team Reb., Seas. Avg. Def.	Belhaven, 1982-83, 50.0
Team Reb., Seas. Avg. Margin	Dillard, 1983-84, +14.5
Team Three Point FG, Total Seas.	La. College, 1996-97, 144
Team Three Point FG, Seas. Pct.	Belhaven, 1988-89, .449
Most Wins, Team, Seas.	La. College, 1985-86, 31
Individual Scoring, Seas., Total Points	Jones, TA., Wm. Carey, 1992-93, 923
Individual Scoring, Seas., Game Avg.	McCullon, Wm. Carey, 1986-87, 32.1
FG Shooting, Total Made, Seas.	Jones, Ta. Wm. Carey, 1992-93, 373
FG Shooting, Seas. Pct.	Beasley, W.C., 1982-83 .642 (217/338)
FT Shooting, Total Made, Seas.	Joseph, La. College, 1985-86, 192
FT Shooting, Seas. Pct.	Ford, WC 1997-98, 889(144-162)
Individual Reb., Seas., Game Avg.	Franklin, Dillard, 1984-85, 17.2
Assists, Total, Seas.	Joseph, La. College, 1985-86, 283
Assists, Seas., Game Avg.	Young, Wm. Carey, 1986-87, 10.1
Three Point FG, Seas., Total	Johnson, La. College, 1987-8, 84
Three Point FG, Seas. Pct.	Barnes, Belhaven, 1988-89, .562 (54-96)
Team Record, Best Pct.	La. College, 1985-86, .912 (31-3)

GCAC Women's Individual Game Records



Individual Single Game

Most Points Scored

-50 - Demetria Lang, Xavier vs SUNO, Feb 10, 1987

Most Field Goals Attempted

-30 - Demetria Lang, Xavier vs SUNO, Feb 10, 1987

Most Field Goals Made

-22 - Demetria Lang, Xavier vs SUNO, Feb 10, 1987

Most Free Throws Attempted

-20 - Tommie Beasley, W.C. vs Dillard, Feb 13, 1984

Most Free Throws Made

-16 - Debbie Watts, LA Col. vs Mobile Col., 1/28/1989

Most Three Point FG Attempted

-13 - Debra Johnson, LA Col. vs Tougaloo, 2/ 22, 1988

Most Three Point FG Made

- 10- Staci Agee, W.C. vs Mobile 2/21/94

Most Rebounds

- 22 - Demetria Lang, Xavier vs Spring Hill, 2/16/ 1987

Most Assists

-18 - Angel Young, W.C. vs Tougaloo, Feb 8, 1993

Most Steals

-12- Wanda McDonald, Belhaven vs SUNO

Most Blocked Shots


-5 - Donmeka Martin, Spring Hill vs Belhaven, 1/ 20/96

-5 - Donmeka Martin, Spring Hill vs Loyola, 1/16/ 1997

-5 - Donmeka Martin, Spring Hill vs Belhaven, Jan 30,

-5 - Donmeka Martin, Spring Hill vs Tougaloo, 2/ 7/ 97

-5 - Ellie Ramey, Spring Hill vs Loyola, Jan 25, 1996



Team Single Game

Most Points Scored	118 Mobile vs Tougaloo, Feb 6, 1993
Fewest Points Scored	31 Tougaloo vs Mobile, Jan 21, 1993
Most Field Goals Attempted	101 Xavier vs Tougaloo, Feb 1, 1993
Most Field Goals Made	50 Wm. Carey vs Tougaloo, Feb 8, 1993
Most Free Throws Made	33 SUNO vs Mobile , Jan 27 1989
Most Three Point FG Attempted	29 Wm. Carey vs LA. Col., March 6, 1998
Most Three Point FG Made	10 Wm. Carey vs Tougaloo, Feb 8, 1993
Most Rebounds	74 Xavier vs Tougaloo, Feb 1, 1993
Most Assists	39 Wm. Carey vs Tougaloo, 2/ 8,/1993
Most Points, Losing Game	98 LA Col. vs SUNO, Feb 13, 1989
Fewest Points, Winning Game	50 Spring Hill vs Belhaven, Dec 8, 1982
Most Points, Both Teams	206 SUNO vs LA. Col., Feb 13, 1989
Fewest Points, Both Teams	94 Sp Hill vs Belhaven, Dec 8, 1982
	94 Xavier vs Belhaven, 2/18,/1984
Highest Field Goal %	75.0 W.C. vs Dillard, Feb 7, 1987
Lowest Field Goal %	18.4 Tougaloo vs Mobile, 2/8,/1992
Highest FG % Both Teams	60.0 W.C. vs Dillard, Feb 7, 1987
Lowest FG % Both Teams	33.3 LA. Col. vs W.C., 2/ 24/ 1990

GCAC Basketball Schedule

1999-2000

Tuesday, November 9
Talladega @ Mobile

Saturday, November 13
Xavier @ Talladega

Monday, November 15
Talladega @ Springhill

Tuesday, November 30
Mobile @ Talladega
Thursday, December 16
Talladega @ SUNO

Saturday, December 18
Talladega @ Xavier

Saturday, January 8
Loyola @ Talladega

Monday, January 10
Dillard @ Tougaloo
Spring Hill @ Xavier
William Carey @ Loyola
SUNO @ Louisiana College

Thursday, January 13
Dillard @ Loyola
William Carey @ Xavier

Friday, January 14
Louisiana College @ Spring Hill
Tougaloo @ Mobile

Saturday, January 15
Louisiana College @ Mobile
Tougaloo @ Spring Hill
SUNO @ William Carey
Loyola @ Xavier

Monday, January 17
Louisiana College @ Talladega

Thursday, January 20
Xavier @ SUNO
Mobile @ Dillard
Tougaloo @ William Carey
Louisiana College @ Loyola

Saturday, January 22
Loyola @ Tougaloo
William Carey @ Talladega
Spring Hill @ SUNO
Dillard @ Louisiana College
Xavier @ Mobile

Monday, January 24
Louisiana College @ Xavier
Mobile @ SUNO
Dillard @ William Carey
Spring Hill @ Loyola

Thursday, January 27
Xavier @ Tougaloo
Mobile @ William Carey
Dillard @ Spring Hill
Loyola @ SUNO

Saturday, January 29
Tougaloo @ SUNO
Xavier @ Dillard
Mobile @ Spring Hill
Louisiana College @ William Carey
Loyola @ Belhaven

Monday, January 31
Tougaloo @ Louisiana College
William Carey @ Spring Hill
SUNO @ Dillard
Loyola @ Mobile

Thursday, February 3
Mobile @ Xavier
SUNO @ Spring Hill
Louisiana College @ Dillard
Talladega @ William Carey
Tougaloo @ Loyola

Saturday, February 5
Talladega @ Dillard
William Carey @ SUNO
Spring Hill @ Tougaloo
Mobile @ Louisiana College
Xavier @ Loyola

Monday, February 7
Talladega @ Louisiana College
Thursday, February 10
Xavier @ Louisiana College
SUNO @ Mobile
William Carey @ Dillard
Loyola @ Spring Hill

Saturday, February 12
Xavier @ William Carey
Spring Hill @ Louisiana College
Mobile @ Tougaloo
Loyola @ Dillard

Monday, February 14
Louisiana College @ SUNO
Tougaloo @ Dillard

Thursday, February 17
William Carey @ Mobile
Spring Hill @ Dillard
SUNO @ Loyola
Tougaloo @ Xavier

Saturday, February 19
SUNO @ Xavier
Dillard @ Mobile
Loyola @ Louisiana College
William Carey @ Tougaloo
Spring Hill @ Talladega

Monday, February 21
Xavier @ Spring Hill
Loyola @ William Carey

Thursday, February 24
Louisiana College @ Tougaloo
Spring Hill @ William Carey
Dillard @ SUNO
Mobile @ Loyola

Saturday, February 26
SUNO @ Tougaloo
Dillard @ Xavier
Spring Hill @ Mobile
William Carey @ Louisiana College
Talladega @ Loyola

GCAC Tournament: March 2-4



Baseball Schedule



February 19
Belhaven@Louisiana College
Talladega @ William Carey
Loyola @ Spring Hill

February 26
Talladega @ Loyola
William Carey @ Mobile
Belhaven @ Spring Hill

March 4
Mobile @ Loyola
La College @ W. Carey

March 7 (Tuesday)
La College@ Talladega

March 11
Spring Hill @ La College
Mobile @ Talladega
Loyola @ Belhaven

March 14 (Tuesday)
William Carey @ Spring Hill
Belhaven @ Mobile

March 18
Loyola @ William Carey
Talladega @ Belhaven
Mobile @ Louisiana College

March 21 (Tuesday)
Louisiana College @ Loyola
Spring Hill @ Mobile
William Carey @ Belhaven

2000

March 25
William Carey @ Talladega
Louisiana College @ Belhaven
Spring Hill @ Loyola

April 1
Talladega @ Louisiana College
Spring Hill @ William Carey

April 4 (Tuesday)
Loyola @ Louisiana College
Mobile @ Spring Hill
Belhaven @ Carey

April 8
Talladega @ Mobile
Louisiana College @ Spring Hill
Belhaven @ Loyola

April 15
Spring Hill @ Belhaven
Loyola @ Talladega
Mobile @ William Carey

April 21 (Friday)
Loyola @ Mobile
Talladega @ Spring Hill
William Carey @ Louisiana
College

April 29
William Carey @ Loyola
Louisiana College @ Mobile
Belhaven @ Talladega

May 4-6 Tournament

BELHAVEN COLLEGE FINAL BASEBALL STATISTICS

Player	Avg	G	AB	R	H	2B	3B	HR	RBI	BB	HP	SO	SB	PO	A	E
Shoemaker	.407	58	199	55	81	17	3	6	64	22	0	13	18	80	9	6
Baglione	.397	47	141	36	56	11	1	0	26	9	8	15	13	255	9	1
Day	.377	57	183	16	69	21	2	4	45	21	6	25	0	230	44	13
Davis	.374	45	163	50	61	6	5	0	19	16	0	20	18	78	0	5
Hall	.364	58	176	47	64	20	1	8	47	18	15	36	6	71	5	3
Daughtry	.353	40	34	31	12	4	0	1	8	2	0	8	5	3	12	7
Guerrero	.344	59	180	36	62	12	0	4	32	18	0	24	6	66	135	25
Long	.330	57	206	52	68	8	0	0	40	24	2	27	5	97	148	16
Buchanan	.329	33	85	16	28	10	2	2	23	11	3	28	5	34	5	2
Sunesson	.313	46	128	31	40	9	3	2	33	13	2	11	0	8	0	0
Perkins	.309	43	94	21	29	7	0	0	12	10	2	14	2	43	98	14
Purvis	.295	47	129	25	38	13	0	8	33	14	2	37	0	211	7	5
Gentry	.261	26	69	11	18	5	0	0	14	3	1	14	1	16	34	8
Guillot	.231	19	13	14	3	0	0	0	2	2	3	3	4	10	16	3
Taylor	.143	12	14	4	2	0	0	0	1	1	0	3	0	17	2	1
Echeverria	.111	8	9	2	1	1	0	0	2	1	0	4	0	8	0	0
Jones	.000	5	6	1	0	0	0	0	0	0	1	3	0	11	0	0
Walker	.000	2	2	0	0	0	0	0	0	0	0	2	0	0	0	0
TOTAL	.345	60	1831	448	632	144	17	35	401	185	54	287	83	1253	591	119

Player	ERA	W-L	APP	GS	CG	IP	H	R	ER	BB	SO	BF	B'AVG	HBP
Stokes	3.00	0-0	1	1	0	3.0	1	1	1	2	2	12	.111	1
Sullivan	3.46	1-2	19	3	1	39.0	51	25	15	20	23	191	.313	6
Gentry	4.15	1-2	10	0	0	13.0	16	11	6	10	6	67	.291	2
Sanchez	5.36	9-4	16	13	4	80.2	87	57	48	34	77	365	.274	7
Hardy	6.00	3-3	13	4	1	33.0	50	33	22	11	5	166	.338	5
Marshall	6.14	6-3	20	9	3	66.0	96	65	45	22	29	319	.340	10
Loomis	6.65	4-5	20	8	2	67.2	104	75	50	44	38	352	.356	3
Foss	7.84	3-3	13	3	1	31.0	50	36	27	7	13	158	.360	5
Curry	8.58	3-5	15	11	2	57.2	79	64	55	51	40	305	.328	6
Kramer	9.56	2-1	14	7	1	37.2	65	44	40	26	29	203	.396	8
Ring	9.64	0-0	4	1	0	4.2	8	8	5	5	3	28	.348	0
Sunesson	12.00	0-0	1	0	0	3.0	7	4	4	0	6	16	.438	0
Dubin	27.00	0-0	1	0	0	0.2	0	2	2	2	0	5	.000	1
Guerrero	27.00	0-0	1	0	0	0.2	3	4	2	2	1	8	.500	0
TOTAL	6.62	32-28	60	60	15	437.2	617	429	322	236	272	2195	.332	54

LOUISIANA COLLEGE FINAL BASEBALL STATISTICS

Player	Avg	G	AB	R	H	2B	3B	HR	RBI	BB	HP	SO	SB	PO	A	E
Self	.444	54	171	43	76	8	1	4	42	21	4	19	16	104	6	10
Johnson	.365	47	137	39	50	13	0	2	23	6	3	16	1	43	93	31
Ellis	.364	5	11	1	4	1	0	0	0	0	0	4	0	1	1	0
Goodling	.309	52	175	47	54	8	7	2	21	15	5	18	23	87	5	7
Bareswill	.294	39	119	25	35	5	1	7	32	13	0	7	0	3	6	1
Cedus	.293	35	92	10	27	6	0	2	14	12	0	13	0	133	5	3
Sadler	.276	33	98	20	27	2	0	0	9	10	3	14	12	71	0	5
Cloy	.269	44	130	19	35	9	2	2	24	11	0	26	2	7	9	6
Blackmon	.268	34	82	13	22	4	0	2	14	13	2	32	5	45	1	1
Spears	.258	38	93	23	24	4	1	5	18	14	1	38	2	131	11	7
Doughty	.240	54	167	30	40	10	1	5	26	14	11	33	7	36	78	14
Jones	.202	44	109	11	22	3	0	0	7	5	1	27	6	44	77	6
Foreman	.196	25	51	6	10	1	0	0	1	7	1	8	0	24	34	6
Wall	.167	10	18	3	3	1	0	0	1	3	1	6	0	0	1	2
Ingalls	.158	10	19	4	3	1	0	0	2	4	0	7	2	11	1	1
Ledbetter	.000	18	3	0	0	0	0	0	0	0	0	1	0	3	10	1
Quin	.000	13	3	0	0	0	0	0	0	0	0	1	0	1	1	3
TOTAL	.292	54	1478	294	432	76	13	31	234	148	32	270	76	751	361	108

Player	ERA	W-L	APP	GS	CG	IP	H	R	ER	BB	SO	BF	B/AVG	HBP
Ledbetter	5.59	6-6	18	na	7	93.1	106	71	58	49	80	na	.277	6
Walker	9.85	3-10	15	na	4	74.0	127	106	81	34	27	na	.377	3
Bakeler	10.40	2-3	10	na	1	40.2	56	49	47	26	15	na	.366	4
Touchet	10.97	1-2	10	na	0	21.1	30	31	26	27	11	na	.345	0
Hoffpauir	11.22	0-4	11	na	1	29.2	49	40	37	18	23	na	.360	1
Stuedlin	11.65	3-6	16	na	1	51.0	85	73	66	28	39	na	.360	5
Quin	12.27	0-1	13	na	0	22.0	32	36	30	15	17	na	.363	6
Brignac	18.00	0-1	7	na	0	12.0	29	28	24	8	5	na	.475	2
McLeod	34.20	1-3	7	na	0	10.0	27	38	38	23	3	na	.450	0
TOTAL	10.35	16-36	54	na	14	354.0	541	472	407	228	220	na	.328	27

LOYOLA UNIVERSITY FINAL BASEBALL STATISTICS

Player	Avg	G	AB	R	H	2B	3B	HR	RBI	BB	HP	SO	SB	PO	A	E
Suarez	.378	52	164	38	62	12	1	3	29	42	1	26	6	52	67	14
BGremillion	.357	23	28	12	10	0	1	0	5	4	2	9	3	7	0	4
Sins	.351	41	131	20	46	4	0	8	40	14	7	21	1	285	17	5
Bitzer	.333	41	12	26	4	0	0	0	0	4	3	4	3	10	4	0
Solis	.333	14	9	3	3	1	0	0	1	0	0	4	1	1	0	0
Graffagnini	.326	47	135	43	44	11	0	7	32	34	4	37	5	90	1	5
Lindsey	.310	51	145	9	45	11	0	5	33	22	7	27	1	212	41	10
Unay	.310	50	155	35	48	8	2	1	22	24	18	35	5	90	1	8
Daigle	.309	50	139	28	43	3	0	0	15	33	3	23	4	83	121	13
Caserta	.286	4	7	1	2	0	0	1	1	0	0	3	0	9	1	2
SGremillion	.271	48	133	28	36	3	3	4	27	23	2	51	7	60	3	7
McCoy	.263	47	175	24	46	8	5	3	35	12	3	27	6	56	101	20
Gerdes	.214	40	98	15	21	4	1	3	13	11	2	32	1	114	5	3
Perilloux	.188	14	32	1	6	0	0	0	4	0	0	12	0	0	0	0
Neill	.184	35	87	11	16	4	0	0	12	11	1	17	3	34	44	15
Budd	.176	26	34	2	6	0	0	0	1	6	1	4	0	13	22	5
English	.116	14	43	2	5	1	0	0	7	4	2	20	1	10	16	4
TOTAL	.290	52	1527	301	443	70	13	35	277	244	56	352	47	1144	480	123

Player	ERA	W-L	API	GS	CG	IP	H	R	ER	BB	SO	BF	B.AVG	HBP
SGremillion	0.00	0-0	1	0	0	1.0	0	0	0	1	2	4	.000	1
Suarez	2.95	4-3	20	0	0	36.2	29	16	12	19	32	165	.204	2
Duncan	3.68	0-0	3	0	0	7.1	13	6	3	8	7	44	.382	1
Crisler	5.46	1-0	18	0	0	31.1	41	28	19	13	16	157	.306	8
McCoy	6.22	5-5	16	13	5	68.0	101	77	47	41	36	355	.341	10
Brennan	6.35	0-0	6	0	0	5.2	10	11	4	11	6	42	.357	0
Moore	7.11	1-8	18	11	1	68.1	110	75	54	22	33	342	.363	5
Gaudin	7.96	1-3	10	6	2	31.2	39	38	28	17	17	159	.312	7
Knoll	8.08	4-10	18	14	2	81.1	128	90	73	33	48	412	.356	9
Harris	9.00	0-1	1	1	0	3.0	6	3	3	1	2	16	.429	0
Mahoney	9.48	1-3	16	7	0	43.2	71	59	46	25	27	233	.368	11
English	18.90	0-1	2	0	0	3.1	6	8	7	3	1	20	.400	1
TOTAL	6.99	17-34	52	52	10	381.1	554	411	296	194	227	1949	.337	55

UNIVERSITY OF MOBILE FINAL BASEBALL STATISTICS

Player	Avg	G	AB	R	H	2B	3B	HR	RBI	BB	HP	SO	SB	PO	A	E
Holt	.500	2	2	0	1	0	0	0	0	0	0	1	0	0	1	0
McDavid	.427	52	185	42	79	11	0	2	48	20	3	8	2	25	74	13
Henley	.404	53	193	55	78	20	4	9	67	23	2	23	2	339	46	9
Nieves	.383	52	206	65	79	22	8	2	22	15	2	12	15	33	136	20
Bova	.383	52	180	60	69	15	4	2	34	28	4	19	25	54	69	10
Gandy	.380	53	166	59	63	15	0	10	47	34	1	20	21	92	2	1
King	.376	51	178	37	67	11	4	5	51	13	1	26	1	8	24	2
Williford	.369	44	168	40	62	16	2	9	52	9	7	21	1	36	13	2
Thornell	.346	52	159	33	55	14	1	5	48	18	1	12	1	69	2	6
Rose	.317	39	104	0	33	5	0	0	14	8	0	31	0	277	11	4
Ruble	.311	42	106	13	33	6	1	3	27	8	1	15	0	37	50	8
Robbins	.292	23	48	4	14	2	0	1	11	7	2	9	0	121	9	2
Galloway	.200	15	10	1	2	2	0	0	1	2	0	2	0	15	2	0
Boyington	.167	26	6	19	1	0	0	0	0	0	1	3	1	4	0	1
Prine	.167	7	6	0	1	0	0	0	0	1	1	2	0	0	4	1
Eubanks	.000	10	6	2	0	0	0	0	0	1	0	4	0	0	0	0
White	.000	36	4	30	0	0	0	0	0	0	0	1	5	1	0	0
Reynolds	.000	11	2	4	0	0	0	0	0	0	0	1	0	1	3	0
Payne	.000	2	1	1	0	0	0	0	0	0	0	1	0	2	4	1
Boudreaux	.000	1	1	0	0	0	0	0	0	0	0	1	0	3	6	3
TOTAL	.368	53	1731	465	637	139	24	48	422	187	26	212	74	1193	487	88

Player	ERA	W-L	APP	GS	CG	IP	H	R	ER	BB	SO	BF	B.AVG	HBP
King	2.20	11-1	16	14	8	106.1	72	36	26	24	136	417	.186	3
Gaston	4.42	7-4	14	14	2	77.1	72	44	38	50	68	354	.244	6
Jones	5.46	5-2	13	10	2	59.1	57	48	36	35	60	279	.249	9
Payne	5.91	3-2	22	1	0	42.2	36	30	28	33	46	200	.224	3
Williford	6.48	3-2	9	1	0	25.0	39	24	18	2	10	116	.355	1
Ortiz	6.66	6-2	12	10	2	48.2	60	44	36	44	36	245	.308	3
Boudreaux	9.41	2-2	16	1	0	22.0	21	27	23	22	26	114	.241	4
Reynolds	11.70	1-0	6	1	0	10.0	16	18	13	9	8	54	.381	1
Vinciguerra	21.32	0-0	4	1	0	6.1	12	18	15	8	0	44	.375	4
TOTAL	5.27	38-15	53	53	14	397.2	385	289	233	227	390	1823	.250	34

SPRING HILL COLLEGE FINAL BASEBALL STATISTICS

Player	Avg	G	AB	R	H	2B	3B	HR	RBI	BB	HP	SO	SB	PO	A	E
Dorgan	.383	44	115	24	44	14	1	3	29	17	3	7	0	61	62	14
Phillips	.355	47	138	31	49	8	1	6	30	21	0	31	3	6	0	0
Kuehl	.350	57	177	47	62	9	3	10	35	21	0	33	18	124	2	1
Bonner	.339	29	59	12	20	3	0	2	16	12	0	16	1	55	5	5
D'Anella	.333	44	108	22	36	7	0	1	13	3	0	15	3	43	4	1
Kelly	.333	7	12	3	4	1	0	0	1	2	0	5	0	5	1	0
Stanton	.333	6	3	3	1	0	0	0	0	0	0	0	0	0	0	0
Gonzalez	.331	50	151	32	50	6	0	1	18	11	7	20	6	46	1	2
Downey	.314	56	159	27	50	4	3	2	24	10	10	17	13	86	166	20
Zirlott	.314	40	102	16	32	4	0	1	14	9	1	30	2	22	38	17
Kelsey	.310	24	58	4	18	2	0	0	11	8	3	13	0	95	16	4
Ferrill	.283	47	127	14	36	8	0	0	16	14	10	12	2	77	88	16
Reames	.270	49	122	19	33	6	0	3	22	18	6	11	0	63	3	5
Worley	.255	41	102	17	26	5	0	6	23	19	3	32	0	270	8	4
McMullan	.237	38	76	12	18	3	0	0	5	8	3	11	2	74	38	6
Turner	.231	34	26	17	6	0	0	0	4	1	1	8	4	15	0	0
Nelson	.222	20	9	9	2	0	0	1	3	1	1	5	2	5	0	1
German	.211	16	38	0	8	2	0	0	2	7	1	13	0	59	8	2
Gunn	.200	29	70	1	14	3	0	0	10	6	5	7	0	158	19	2
Fox	.164	31	67	5	11	1	0	1	6	10	0	13	0	12	43	7

TOTAL	.303	59	1719	315	520	86	8	37	282	198	54	99	56	1292	553	115
-------	------	----	------	-----	-----	----	---	----	-----	-----	----	----	----	------	-----	-----

Player	ERA	W-L	APP	GS	CG	IP	H	R	ER	BB	SO	BF	B/AVG	HBP
Downey	0.00	0-0	1	0	0	1.0	0	0	0	0	0	3	.000	0
Flacin	2.70	1-0	6	1	0	13.1	9	6	4	8	16	57	.191	0
Barras	3.28	6-2	12	12	5	82.1	88	44	30	37	69	377	.263	2
Dossat	3.64	2-4	16	3	0	47.0	53	33	19	11	20	214	.276	7
Busby	3.86	1-1	6	4	0	21.0	19	13	9	12	24	101	.232	3
Oubre	4.76	3-1	10	5	1	34.0	38	20	18	10	15	150	.279	1
Weems	5.45	4-3	19	0	0	33.0	45	28	20	14	33	163	.317	4
Christman	6.25	3-8	14	13	1	63.1	79	63	44	43	35	311	.303	1
Pourciau	6.37	3-10	15	13	3	70.2	96	81	50	34	35	354	.316	8
Zilm	6.75	1-0	10	1	0	16.0	29	21	12	9	7	90	.363	0
Bonner	8.24	1-1	7	3	0	19.2	26	23	18	14	12	96	.338	4
Zirlott	8.44	0-0	5	1	0	10.2	14	10	10	7	7	52	.341	2
Wittenbrink	11.57	1-1	5	1	0	7.0	13	12	9	3	2	41	.382	3
Simms	13.50	1-1	6	2	1	12.2	19	19	19	17	5	76	.358	5

TOTAL	5.46	27-32	59	59	11	431.2	528	373	262	220	280	2085	.296	40
-------	------	-------	----	----	----	-------	-----	-----	-----	-----	-----	------	------	----

TALLADEGA COLLEGE FINAL BASEBALL STATISTICS

Player	Avg	AB	R	H	2B	3B	HR	RBI	BB	HP	SO	SB
DLewis	.491	55	22	27	5	1	0	15	11	0	7	8
Costell	.400	5	3	2	2	0	0	3	1	1	0	0
Freeman	.400	5	2	2	1	0	0	4	0	0	2	0
Reese	.379	124	32	47	7	5	9	32	8	0	14	8
Miller	.356	104	17	37	3	2	0	24	6	2	13	9
Scales	.352	91	30	32	5	4	4	22	8	3	13	4
Worley	.351	97	22	34	5	3	1	15	4	2	7	13
OLewis	.346	104	30	36	6	1	3	19	15	3	8	6
Rodgers	.345	110	36	38	9	3	8	33	19	0	21	7
Brothers	.340	97	29	33	4	1	0	19	15	2	9	8
Blackburn	.295	78	17	23	4	1	3	14	4	2	14	7
Theus	.276	58	9	16	2	0	4	15	13	3	11	0
Kelser	.263	57	12	15	0	2	0	10	8	2	14	8
Davenport	.250	12	4	3	0	0	1	1	0	0	2	4
Foster	.243	37	11	9	0	0	1	5	2	1	6	5
Thompson	.222	9	18	2	0	1	0	0	2	0	3	16
Bradford	.211	19	7	4	0	0	0	3	6	1	3	0
Prince	.195	41	11	8	3	1	0	3	7	1	9	6
Smith	.130	23	0	3	0	0	0	3	1	1	10	0
Calhoun	.125	8	5	1	0	0	0	0	3	1	4	4
Beltran	.111	9	0	1	0	0	0	1	0	0	1	0
Payne	.100	10	1	1	1	0	0	2	0	0	3	0
Beavers	.000	14	1	0	0	0	0	0	1	0	11	0
TOTAL	.320	1167	319	374	57	25	34	243	134	25	185	113

Player	ERA	W-L	API	GS	CG	IP	H	R	ER
Prince	0.00	1-0	1	0	0	2.0	0	0	0
Scales	0.00	0-0	1	1	0	2.0	0	2	0
Calhoun	3.00	0-0	2	0	0	3.0	1	1	1
OLewis	3.86	2-1	3	2	1	9.1	5	8	4
Rodgers	3.86	0-0	2	0	0	2.1	2	2	1
Payne	4.38	1-0	7	1	1	12.1	10	9	6
Brothers	4.50	0-0	1	0	0	2.0	2	1	1
Reese	4.63	5-3	10	7	4	35	29	33	18
Foster	4.74	3-1	5	5	1	24.2	29	18	13
DLewis	5.68	4-1	7	7	1	31.2	34	27	20
Smith	6.08	3-1	11	2	0	23.2	37	28	16
Costell	6.54	6-5	13	10	8	52.1	55	52	38
Kelser	7.23	6-4	13	12	5	47.1	62	54	38
Blackburn	9.56	1-2	10	2	0	16.0	22	17	17
Davenport	13.50	0-0	2	0	0	2.2	3	4	4
Theus	14.14	0-0	4	1	0	7.0	17	16	11
Worley	27.00	0-0	1	0	0	0.2	2	2	2
Thompson	99.99	0-0	1	0	0	0.0	0	3	3
TOTAL	6.32	32-18	93	50	21	275.0	310	279	193

WILIAM CAREY COLLEGE FINAL BASEBALL STATISTICS

Player	Avg	G	AB	R	H	2B	3B	HR	RBI	BB	HP	SO	SB	PO	A	E
Stockstill	.500	3	2	1	1	0	0	0	2	1	0	0	0	1	1	0
Eby	.469	33	32	12	15	2	0	1	13	4	3	3	2	11	0	2
Miley	.392	56	204	64	80	12	6	10	47	30	2	37	15	81	0	1
Robinson	.375	26	16	12	6	2	1	0	3	2	0	6	2	2	0	0
Scott	.368	52	182	48	57	12	2	13	63	24	3	24	7	32	70	13
Mixon	.355	43	124	33	44	7	0	1	27	23	7	17	1	15	19	7
Linder	.353	43	68	24	24	1	0	0	11	10	4	10	5	38	61	5
Richardson	.346	56	182	56	63	13	2	9	52	29	4	27	7	39	73	16
Johnson	.338	53	151	39	51	11	1	9	47	29	0	26	3	135	11	8
Rustin	.331	53	178	32	59	9	0	8	55	13	5	5	0	285	15	5
Shabazz	.330	41	115	30	38	6	0	5	29	10	4	11	5	59	9	7
Dennis	.317	30	60	13	19	3	0	3	13	10	3	7	0	135	8	4
San Miguel	.316	42	95	22	30	2	0	1	15	20	1	14	1	218	18	7
Diaz	.309	39	97	18	30	4	0	1	17	9	2	18	0	36	62	17
Lewis	.296	44	81	25	24	3	1	4	13	15	6	23	5	43	2	4
Keyes	.283	39	60	20	17	4	0	0	8	14	5	15	0	19	27	4
Register	.250	21	16	3	4	1	0	1	5	3	1	7	0	14	1	1
Evans	.000	6	4	0	0	0	0	0	0	3	0	3	0	0	8	0
Poole	.000	2	3	1	0	0	0	0	0	1	0	2	0	1	0	0
Davis	.000	1	1	0	0	0	0	0	0	0	0	0	0	8	33	1
Phipps	.000	1	1	0	0	0	0	0	0	0	0	0	0	1	0	0
Franks	.000	1	0	0	0	0	0	0	1	0	0	0	0	1	10	1
Adams	.000	13	0	0	0	0	0	0	0	1	0	0	0	5	11	1
TOTAL	.342	57	1672	453	572	92	13	66	422	251	50	259	53	1167	456	107

Player	ERA	W-L	APP	GS	CG	IP	H	R	ER	BB	SO	BF	B AVG	HBP
Stockstill	1.59	1-0	4	0	0	5.2	3	1	1	2	3	23	.143	0
Franks	3.22	11-3	18	13	8	92.1	68	37	33	45	108	398	.200	8
Evans	4.91	4-3	11	7	3	40.1	43	29	22	28	32	191	.274	3
Adams	5.08	4-2	12	7	5	42.2	47	31	24	13	28	195	.269	3
Davis	6.12	4-1	26	0	0	64.2	82	52	44	14	41	297	.303	6
Stringer	6.63	6-3	13	13	4	54.1	64	50	40	24	45	260	.287	5
Jordan	6.75	3-2	10	5	3	20.0	24	18	15	9	20	93	.296	2
Wade	7.24	0-4	12	4	0	27.1	37	32	22	21	10	146	.325	8
Shabazz	7.85	2-2	11	4	0	28.2	41	29	25	18	28	151	.331	6
Johnson	10.80	0-0	3	1	0	3.1	4	5	4	6	4	21	.286	0
Miller	16.00	1-1	8	3	0	9.0	13	19	16	13	12	57	.326	3
Lewis	40.50	0-0	2	0	0	0.2	2	3	3	1	2	5	.500	0
TOTAL	5.76	36-21	57	57	23	389.0	428	306	249	192	333	1837	.274	44



GCAC Baseball Conference Records

Team Batting Avg.

Most Runs. Team Game Avg.

Most Hits Team Totals Seas.

Most Runs, Team Total Seas.

Most Doubles, (Game)

Most Doubles, Ind.

Team Pitching, ERA

Team Fielding Pct., Seas.

Individual Batting Avg.

Most Hits, Ind.

Most HR. Team Tot. Seas.

Most Wins, Team

Hit By Pitches

Career - Calhoun,

Most Triples, Ind.

Most HR. Ind.

RBI. Ind.

Most SB. Ind.

Most SB. (Game)

Most Wins, Ind.

Complete Games

Innings Pitched

Strikeouts

Saves

Best ERA, Ind.

Team Record, Best Pct.

Spring Hill, 1992 .336

Mobile, 1994, .343

Reg. Seas + Tournament, .336

Wm. Carey, 1987, 7.85

Sp. Hill, 1996, 530

Wm. Carey, 1987, 369

Estopinal, Sp. Hill, 1988, 4*

George O'dwyer, Sp. Hill 1996.21

Spring Hill, 1992, 2.19

Spring Hill, 1993, .976

Kevin Grimes, Sp. Hill, 1992, .482

Randy McKinion, Sp. Hill, 1996, 7

Wm. Carey, 1987, 78

Wm. Carey, 1982, 41

Season - Clark, Belhaven, 1991, 17 *

Belhaven, 1990-92, 34**National Record

Hopkins, Mobile, 1993, 7

Leaumont, La. College, 1997, 20 Most

Williams, Wm. Carey, 1986, 75

Dumas, Wm. Carey, 1991, 52

Estopinal, Sp. Hill, 1987, 7*

Calhoun, Belhaven, 1991, 14

Chiasson, Sp. Hill, 1990, 15*

Stein, Sp. Hill, 1994, 119.1

Stein, Sp. Hill, 1994, 128

Cazeaux, Wm. Carey, 1984, 11

Stein, Sp. Hill, 1993, 1.41

Wm. Carey, 1982, .774 (41-12)





GCAC Baseball Standings

Team	Conference		Overall													
	W - L	Pct	W	L	.Pct	G	Avg	AB	R	H	2B	3B	HR	BB	SO	SB-ATT
University of Mobile	46	.375	1454	395	545	121	20	43	162	171	63	77				
William Carey.....	55	.348	1608	446	559	92	11	63	240	247	53	75				
Belhaven College....	56	.343	1678	411	576	134	14	34	166	261	69	104				
Spring Hill.....	59	.303	1719	345	520	86	8	37	198	299	56	79				
Loyola University...	49	.293	1428	274	418	64	12	33	218	321	45	69				
Louisiana College...	52	.293	1418	285	415	76	13	29	143	254	75	75				

INDIVIDUAL BATTING

Min 2.0 AB/Team game	G	Avg	AB	R	H	RBI	2B	3B	HR	BB
Self, Todd LACOL.....	52	.445	164	40	73	40	8	1	3	20
McDavid, Charlie MOB..	45	.418	153	35	64	41	9	0	2	20
Shoemaker, Frankie BC.....	54	.418	182	52	76	59	16	3	6	21
Williford, Daniel MOB....	37	.416	137	37	57	46	15	1	9	6
Henley, Billy MOB.....	46	.411	163	46	67	57	17	3	7	18
Miley, Perry CAREY.....	54	.398	196	63	78	47	12	5	10	29
Suarez, Danny LOY.....	49	.394	155	36	61	28	11	1	3	37
Bova, Craig MOB.....	45	.393	150	51	59	29	13	3	2	23
Gandy, Kevin MOB.....	46	.393	135	52	53	41	14	0	8	32
Scott, Reggie CAREY.....	50	.382	173	47	66	63	12	2	13	24
Neives, Raul MOB.....	45	.382	173	55	66	17	19	7	2	12
Day, Trey BC.....	53	.380	166	16	63	42	20	1	4	19
Hall, Jason BC.....	54	.371	159	44	59	45	19	1	8	18
King, Jay MOB.....	44	.366	153	31	56	46	8	4	4	9
Sins, George LOY.....	38	.364	118	17	43	39	4	0	8	14

TEAM BATTING **G** **Avg** **AB** **R** **H** **2B** **3B** **HR** **BB** **SO** **SB-ATT**

University of Mobile	46	.375	1454	395	545	121	20	43	162	171	63-77
William Carey.....	55	.348	1608	446	559	92	11	63	240	247	53-75
Belhaven College....	56	.343	1678	411	576	134	14	34	166	261	69-104
Spring Hill.....	59	.303	1719	345	520	86	8	37	198	299	56-79
Loyola University...	49	.293	1428	274	418	64	12	33	218	321	45-69
Louisiana College...	52	.293	1418	285	415	76	13	29	143	254	75-75

HITS

Miley, Perry CAREY.....	78
Shoemaker, Frankie BC.....	76
Self, Todd LACOL.....	73
Henley, Billy MOB.....	67
2 tied with 66 hit(s)	



Home Runs

Scott, Reggie CAREY.....	13
Kuehl, Jason SH.....	10
Miley, Perry CAREY.....	10
3 tied with 9 home run(s)	

Runs Batted In

Scott, Reggie CAREY.....	63
Shoemaker, Frankie BC.....	59
Henley, Billy MOB.....	57
Rustin, Brent CAREY.....	53
Richardson, Reggie CAREY..	52

STOLEN BASES

SB-ATT

Goodling, Alex LACOL.....	23-24
Bova, Craig MOB.....	20-22
Gandy, Kevin MOB.....	19-22
Kuehl, Jason SH.....	18-21
Shoemaker, Frankie BC.....	17-22



GCAC Baseball Standings

Team Pitching

TEAM PITCHING	G	ERA	W	L	Sv	IP	H	R	ER	BB	SO
University of Mobile	46	4.96	34	12	4	335.2	308	231	185	189	337
Spring Hill.....	59	5.50	27	32	5	431.2	528	373	264	220	280
William Carey.....	55	5.56	36	19	3	371.0	403	285	229	184	320
Belhaven College....	56	6.51	30	26	3	402.1	563	393	291	210	253
Loyola University...	49	7.00	16	32	5	353.1	506	376	275	175	206
Louisiana College...	52	10.48	15	36	4	340.0	461	461	396	217	211

Individual Pitching



Min 1.0 IP/Team game	App	ERA	W-L	Sv	IP	H	R	ER	BB	SO
King, Jay MOB.....	13	2.03	10-0	0	88.2	59	28	20	14	118
Franks, Jim CAREY.....	17	2.55	11-2	1	88.1	61	29	25	40	105
Barras, Aaron SH.....	12	3.28	6-2	0	82.1	88	44	30	37	69
Gaston, Darr MOB.....	12	4.14	6-4	0	67.1	61	36	31	40	59
Jones, Henry MOB.....	11	4.47	5-2	1	54.1	47	34	27	31	51
Sanchez, Matt BC.....	14	4.90	8-4	0	68.0	68	44	37	25	68
Ledbetter, Lucas LACOL.	17	5.80	5-6	2	85.1	98	68	55	46	75
Christman, Mark SH.....	14	6.25	3-8	0	63.1	79	63	44	43	35
Marshall, Brian BC.....	19	6.33	6-3	0	64.0	93	63	45	22	28
Pourciau, Brent SH.....	15	6.37	3-10	0	70.2	96	81	50	34	35
Davis, Mark CAREY.....	24	6.40	4-1	1	57.2	76	49	41	14	38
Loomis, Jonathan BC.....	19	6.43	4-5	0	63.0	98	70	45	40	36
McCoy, Ryan LOY.....	4	6.54	5-5	0	64.2	90	66	47	33	33
Moore, Dale LOY.....	17	7.39	1-7	0	63.1	103	68	52	21	30
Knoll, Sonny LOY.....	16	7.40	4-10	0	73.0	112	79	60	28	39

Strikeouts

STRIKEOUTS	IP	SO
King, Jay MOB.....	88.2	118
Franks, Jim CAREY.....	88.1	105
Ledbetter, Lucas LACOL..	85.1	75
Barras, Aaron SH.....	82.1	69



1999 All Conference Baseball Team

Player of the Year – Jay King, Mobile

Coach of the Year – Mike Hutcheon, Belhaven

Infield

Billy Henley, 1B, Mobile

Craig Bova, 2B, Mobile

Reggie Scott, 3B, William Carey

Raul Nieves, SS, Mobile

Charlie McDavid, 3B, Mobile

**Pitchers**

Jay King, P-1B, Mobile

Jim Franks, P, William Carey

Matt Sanchez, P, Belhaven

Aaron Barras, P, Spring Hill

Outfield

Todd Self, OF, Louisiana College

Frankie Shoemaker, OF, Belhaven

Jason Kuehl, OF, Spring Hill

Daniel Williford, OF, Mobile

Catchers

Trey Day, C, Belhaven

David Lindsey, C, Loyola

Utility**Hitter**

Heath Phillips, DH, Spring Hill


1999 Softball All-Conference Team

Player of the Year – Sunny Russ, Mobile

Pitcher of the Year – Jennifer Cunningham, Spring Hill

Coach of the Year – Coby Owens – Spring Hill

Angela Beck,	Sr.	OF-P	Belhaven
Jennifer Crowe	Sr	OF	Mobile
Jennifer Cunningham	Sr	P	Spring Hill
Monica DeSilva	Fr	SS	Spring Hill
Jennifer Dileo	Fr	OF	Spring Hill
Erica Enright,	Fr	OF	Louisiana College
Frieda Flowers	Sr	1B	Spring Hill
Kelly Johnston	Sr	OF	Mobile
Kim Johnson	So	1B	Louisiana College
Kristin Kuhnkey	Fr	P	Spring Hill
Kacy Lassere	So	P-1B	William Carey
Summer Powell	Sr	P	Mobile
Susan Rash	So	OF	Spring Hill
Ronda Richardson	Jr	P	Mobile
Sunny Russ	Sr	C	Mobile
Belinda Stein	Sr	1B-P	Mobile



1999 All Conference Cross Country

Men's Cross Country

Joseph Kirior	Mobile	23:56.3
William Kosgei	Mobile	24:09.2
Justin Insko	Mobile	24:39.6
Sean Fitzwilliam	Loyola	25:30.3
Luke Taunton	Mobile	25:45.2
Ali Stevenson	Mobile	25:51.2
Farris Gransberry	Xavier	25:54.8
Nick Van Geffen	Loyola	26:13.0
Nathan Ohlsson	Loyola	26:13.9
Brian Ham	Loyola	26:34.3
Danny Ledford	Mobile	26:36.9
Mark Ledford	Mobile	26:54.2

Coach of the Year: Steve Kalbaugh, Loyola University

Women's Cross Country

Zola Davis	Mobile	17:47.1
Julie London	Mobile	18:22.4
Jolene Flynn	Mobile	18:35.3
Summer Hutcheson	Mobile	18:41.2
Claire Pabody	Spring Hill	19:32.6
Bethany Barker	Belhaven	19:36.6
Stephanie Legleu	Loyola	19:43.5
Erika Blattenburg	Spring Hill	19:51.5
Beronica Williams	Belhaven	20:07.4
Julie Schumacher	Loyola	20:14.2
Jessica Collier	Loyola	20:32.1
Jeanne Gabriele	Loyola	20:50.5

Coach of the Year: Scott Simmons, University of Mobile



1998 GCAC All Conference Soccer

Men's

Milton Griffiths	William Carey
Donivan Esterbivzen	William Carey
Danny Owens	William Carey
Ian Belford	William Carey
Henrik Madsen	William Carey
Nonaventure Maruti	University of Mobile
Matt Miller	University of Mobile
Marcus Duncan	University of Mobile
Dominic Shell	University of Mobile
Steve Winghermuehle	Spring Hill
Ben Williams	Spring Hill
Chris Fung	Louisiana College
Doug Bakeler	Louisiana College
Coch of the Year:	Doug Stoval, William Carey
Player of the Year:	Milton Griffiths, William Carey



Women's

Stacy Collins	William Carey College
Lindsay Grant	University of Mobile
Jackie Law	University of Mobile
Sasja Obenyo	William Carey College
Andie Fillengame	William Carey College
Tina Froeberg	University of Mobile
Hedda Haugland	University of Mobile
Carmie Landeen	University of Mobile
Christine Harrington	University of Mobile
Danielle Small	University of Mobile
Tracy Mulligan	University of Mobile
Vanessa Sims	University of Mobile



Honorable Mention

Offensive Player of the Year:	Saja Odenyo, William Carey
Defensive Player of the Year:	Becky Beard, Mobile
GCAC Player of the Year:	Lindsay Grand, Mobile
Coch of the Year:	Uwe Tittl, Mobile

GCAC Golf Champions

1998 Medalist: Mike Wellington

Spring Hill



Tennis

Flight Men's Singles

Neil Witherow

Belhaven

Flight Men's Doubles

Neil Witherow

Belhaven

Lee McAlister

Belhaven

Flight Women's Singles

Sara Masters

Louisiana College


Flight Women's Double

Sara Masters

Louisiana College

Rhonda Tilghman

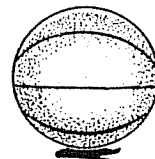
Louisiana College



GCAC Champions 1981-1999

Men's Basketball

Xavier University	1981-82
Xavier University	1982-83
William Carey College	1983-84
William Carey College	1984-85
Xavier University	1985-86
William Carey College	1986-87
University of Mobile	1987-88
University of Mobile	1988-89
William Carey College	1989-90
Louisiana College	1990-91
William Carey College	1991-92
Spring Hill College	1992-93
Spring Hill College	1993-94
Southern University, NO	1994-95
Xavier University	1995-96
William Carey College	1996-97***
Dillard University	1996-97***
SUNO	1997-98***
University of Mobile	1997-98***
Spring Hill	1999



Baseball:

William Carey College	1982
William Carey College*	1983
Spring Hill College*	1983
William Carey College	1984
Spring Hill College	1985
William Carey College	1986
Louisiana College	1987
William Carey College	1988
William Carey College	1989
William Carey College	1990
William Carey College	1991
William Carey College	1992
William Carey College	1993
Belhaven College	1994




William Carey College	1995
William Carey College	1996
Spring Hill College	1997
University of Mobile	1998
University of Mobile	1999
Softball	
University of Mobile	1996
University of Mobile	1997
University of Mobile	1998
University of Mobile	1999
Men's Soccer	
Belhaven College	1994
William Carey College	1995
William Carey College	1996
University of Mobile	1997
William Carey	1998
Women's Basketball	
Belhaven College	1981-82
Dillard University**	1982-83
William Carey College**	1982-83
Xavier University**	1982-83
Dillard University	1983-84
Louisiana College	1984-85
Louisiana College	1985-86
Dillard University*	1986-87
Xavier University*	1986-87
William Carey College	1987-88
Louisiana College	1988-89
Louisiana College	1989-90
University of Mobile	1990-91
William Carey College	1991-92
William Carey College	1992-93
Xavier University	1993-94
Xavier University	1994-95
Xavier University	1995-96
Xavier University	1996-97
Xavier University	1997-98
Louisiana College	1998-99



Men's Tennis

Belhaven College	1982
Belhaven College	1985
Belhaven College	1986
Belhaven College	1987
Belhaven College	1988
Belhaven College	1989
Belhaven College	1990
Belhaven College	1991
University of Mobile	1992
University of Mobile	1993
University of Mobile	1994
University of Mobile	1995
University of Mobile	1996
University of Mobile	1997
University of Mobile	1998
Spring Hill College	1999

**Women's Tennis**

University of Mobile	1995
University of Mobile	1996
University of Mobile	1997
University of Mobile	1998
Spring Hill College	1999

Women's Soccer

University of Mobile	1996
University of Mobile	1997
University of Mobile	1998
University of Mobile	1999

* Denotes Co-Champions

** Denotes Tri-Champions

*** Denotes Regular Season Champions



Men's Cross Country:

Tougaloo College	1986
Tougaloo College	1987
Southern University, NO	1988
Southern University, NO	1989
University of Mobile	1990
University of Mobile	1991
University of Mobile	1992
University of Mobile	1993
University of Mobile	1995
University of Mobile	1996
University of Mobile	1997
University of Mobile	1998
University of Mobile	1999

**Golf**

University of Mobile	1996
University of Mobile	1997
Spring Hill College	1998
Spring Hill College	1999

Women's Cross Country

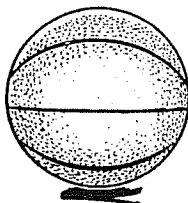
Southern University, NO	1986
Louisiana College	1987
Southern University, NO	1988
Southern University, NO	1989
Southern University, NO	1990
University of Mobile	1991
Spring Hill College	1992
University of Mobile	1993
University of Mobile	1995
University of Mobile	1996
University of Mobile	1997
University of Mobile	1998
University of Mobile	1999



Schools Competing (NAIA Recognized Sports)

Men's and Women's Basketball

Belhaven College (Division II)
Dillard University
Louisiana College
Loyola University
University of Mobile
Southern University-NO
Spring Hill College
Talladega College
Tougaloo College
William Carey College
Xavier University



Men's & Women's Soccer

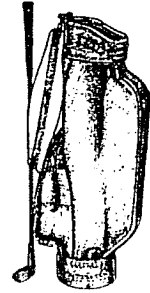
Belhaven College
Louisiana College
Loyola University (Women only)
University of Mobile
Spring Hill College
William Carey College



Men' and Women's Cross Country

Belhaven College
Dillard University
Louisiana College (Women only)
Loyola University
University of Mobile
Southern University - NO
Spring Hill College (Women only)
Talladega College
Tougaloo College
Xavier University

**Men's and Women's Track:
(Outdoor and Indoor)
Loyola University
~~University of Mobile~~
Southern University - NO**




**Volleyball:
Belhaven College
Dillard University
Loyola University
Talladega College**

**Baseball
Belhaven College
Louisiana College
Loyola University
University of Mobile
Spring Hill College
William Carey College**



**Softball
Belhaven College
Louisiana College
University of Mobile
Spring Hill College
William Carey College**

**Men's & Women's Tennis
Belhaven College
Dillard University
Louisiana College (Women only)
Spring Hill College
Xavier University**



Golf (Men's and Women's)**Belhaven (Men only)****Louisiana College (Men only)****Loyola University****University of Mobile****Spring Hill College****Talladega College****Tougaloo College (Men only)****William Carey**



GCAC Honor Roll

Belhaven College

Bethany Barker
 Sarah Heartland
 Steve Gentry
 Bo Long
 Trey Day

Dillard University

Louisiana College

Barneswill, Justin	(Baseball)
Ellis, Jason	(Baseball)
Gooding, Alex	(Baseball)
Ingalls, Paul	(Baseball)
Johnson, Jermy	(Baseball)
Pourciau, Damon	(Baseball)
Quin, Nathan	(Baseball)
Sadler, Graham	(Baseball)
Self, Todd	(Baseball)
Walker, Eric	(Baseball)
Mitchell, Jarrod	(Men's Basketball)
Daniel, Latori	(Women's Basketball)
Mason, Jamie	(Women's Basketball)
Milton, Kristy	(Women's Cross Country)
Clouse, Staci	(Softball)
Dossmann, Crystal	(Softball)
Gordon, Lee Ann	(Softball)
Johnson, Kimberly	(Softball)
Roeten, Leigh	(Softball)
Sherman, Carol	(Softball)
Shivers, Cassie	(Softball)
Burns, Katie	(Women's Tennis)
Dhulipala, Neeharika	(Women's Tennis)
Estapa, Honey	(Women's Tennis)

Miceli, Ashley
Tilghman, Rhonda

Women's Tennis
(Women's Tennis)

Loyola University

University of Mobile

Spring Hill

William Carey

Adams, Justin
Austrom, Danae
Bacas, Erica
Bacas, Erin
Bertucci, Amy
Boyce, Kevin
Burt Eric
Butler, Annisa
Carrigee, Tara
Casanave, Donnis
Champagne, Chris
Collins, Stacey
Daly, Ryan
Davidson, Nigel
Deming, Alison
Ealom, Ktara
Esterhuizen Donevin
Fillingame, Andrea
Goertz, Rhett
Hawthorn, Josh
Hodges, Greg
Howard, Carissa
Jacque, Matthew
Jaderbloom, Erika
Kennie, Chris
Keyes, Wesley
Lindner, Eugene

Madsen, Henrik
Moniz, Todd
Morris, Kim
Nelson, Keisha
Odenyo, Sasja
Owens, Daniel
Pryor Chris
Rawson, Heather
Revere, Brooke
Richardson, Reginald
Roberts, Tamara
Stewart, John
Stockstill, Cayne
Stringer, Ryan
Thoms, Rebecca
Unten, Tracy
Vidrine, Joshua
Wechlin, Vanessa
Wheat, Candance
Wuthrich, Beatrice

Xavier University

Berry, Youshea (Cross Country)
Brooks, Jim (Cross Country)
Butler, Royce (Basketball)
Dakie, Igor (Tennis)
Dennis, Michelle (Tennis)
Olden, Toi (Tennis)
Jessie, Elliot (Tennis)
Richards, Shannon (Cross Country)
Rogers, Dana (Tennis)
Shaw, Bryan (Tennis)
Udunka, Simeon (Cross Country)
Walker, Nija (Basketball)

**GCAC CALENDAR
1999-2000**

September 27	Coaches' and Committee Meeting, Xavier
September 28	GCAC Fall Meeting, Xavier
October 2-5	NAIA National Convention, Tulsa, OK
November 5-6	Soccer Playoffs, at highest seed team
November 6	Volleyball Championship - Belhaven
November 6	Men's/Women's Cross Country Championship, Lakefront Arena, New Orleans - Loyola
November 7-9	Men's Golf Tournament, Castlewoods Golf Club, Jackson Ms, Belhaven College
November 11-13	Women's Golf Tournament, Lakewood Golf Club, UOM
March 2-4	Men's/Women's Basketball Tournament, Mobile
April 21-23	Men's and Women's Tennis Tournament, (Dillard)
April 28-30	Softball Tournament, TBA
May 1	Coaches' and Committee Meeting, Belhaven
May 2	GCAC Spring Meeting, Belhaven
May 4-6	Baseball Tournament, at the highest seed team

**Special thanks goes to Stephen Ivy
for without his help there would be no
stats in the directory. Thanks Stephen!**