

# GULF COAST ATHLETIC CONFERENCE



1998-1999  
DIRECTORY

## TABLE OF CONTENTS 1998-1999

Conference History .....	2
GCAC Officers .....	3
GCAC Eligibility Committee .....	4
GCAC Sports Committee Chairs .....	4
GCAC Executive Committee .....	5
Member Information and Team Basketball Statistics 1997-98	
Belhaven College .....	6
Dillard University .....	8
Louisiana College .....	10
Loyola University .....	12
University of Mobile .....	14
Southern University in New Orleans .....	16
Spring Hill College .....	18
Tougaloo College .....	20
William Carey College .....	22
Xavier University .....	24
Basketball Statistics, 1997-98 Season	
Conference Men's Statistics .....	26
Individual .....	27
Season Records .....	28
Individual Game Records .....	29
All Conference Team .....	30
Women's All Conference Team .....	31
Conference Women's Statistics .....	32
Individual .....	33
Season Records .....	34
Individual Game Records .....	35
1998-99 Basketball Schedule .....	36
1999 Baseball Schedule .....	37
Baseball Statistics 1998	
Belhaven College .....	38
Louisiana College .....	39
Loyola University .....	40
University of Mobile .....	41
Spring Hill College .....	42
William Carey College .....	43
Conference Records .....	44
Baseball Standings and Statistics .....	45
All Conference Team .....	47
All-Conference Softball .....	48
All-Conference Cross Country .....	49
All-Conference Soccer Team .....	50
GCAC Champions 1981-1998 .....	51
Schools Competing (By Sport) .....	53
GCAC Honor Roll .....	54
GCAC 1998-1999 Calendar .....	56

## HISTORY

The Gulf Coast Athletic Conference developed out of a series of meetings held over a period of almost four years. A number of private four-year schools in the Gulf Coast region with similar educational standards, enrollments, budgets, and athletic philosophies mutually felt the need for a conference.

In April and May, 1981, a constitution was developed, officers were elected and the decision was made to proceed with conference competition during the 1981-82 school year. Charter officers were Anthony M. Rachal, Jr., Xavier University, president; John Burton, Spring Hill College, vice-president; Mark Windham, Belhaven College, secretary-treasurer; and Thomas Howell, Louisiana College, commissioner. Charter members were Belhaven College of Jackson, Mississippi; Dillard University and Xavier University of New Orleans, Louisiana; Louisiana College of Pineville, Louisiana; Spring Hill College of Mobile, Alabama; Tougaloo College of Tougaloo, Mississippi; and William Carey College of Hattiesburg, Mississippi.

In August, 1981, the GCAC received recognition as an NAIA Affiliated Conference. The University of Mobile, Alabama was admitted in October, 1985, Southern University in New Orleans was granted admission in May, 1986, and Loyola University was admitted in April, 1995, rounding out present membership.

### Past Presidents:

Anthony M. Rachal, Jr.	Xavier University	1981-82
John Burton	Spring Hill	1982-83
John Burton	Spring Hill	1983-84
Charles C. Teamer, Sr.	Dillard University	1984-85
Milton Wheeler	William Carey	1985-86
Charles C. Teamer, Sr.	Dillard University	1986-87
Billy Allgood	Louisiana College	1987-88
Francis Garner	University of Mobile	1988-89
Artis Davenport	Southern University In New Orleans	1989-90
Sr. Grace Mary Flickinger	Xavier University	1990-91
Charles C. Teamer, Sr.	Dillard University	1991-92
Felix James	Xavier University	1992-93
Bill Elder	University of Mobile	1993-96

## 1998-1999 Gulf Coast Athletic Conference Officers

**President:** ..... Sr. Grace Mary Flickinger, Xavier  
 ..... Phone: 504-483-7526 ..... Home: 504-482-0917  
 ..... Fax: 504-485-7918 ..... Email: gflickin@xula.edu

**Vice President:** ..... Dr. John Runda, Mobile  
 ..... Phone: 334-675-5990 Ext. 279 Home: 334-602-4901

**Secretary-Treasurer:** ..... Mrs. Grace Beall, La College  
 ..... Home: 318-473-1983

**Commissioner:** ..... Dr. Thomas Howell, La College  
 ..... Phone 318-487-7102 ..... Home: 318-442-3179  
 ..... Fax: 318-487-7288  
 ..... Email: howell@andria.lacollege.edu

**Conference Information Director:** .... Stephen Ivy, Belhaven  
 ..... Phone: 601-968-8810 ..... Home: 601-965-7020  
 ..... Associate Director: ..... Coby Owens, Spring Hill  
 ..... Phone: 334-679-8566 ..... Home: 334-679-8566

**Supervisor of Officials: (Basketball)**  
 ..... Don Bourgeois  
 ..... 1711 Center St.  
 ..... Arabi, LA 70032  
 ..... Phone: 504-271-2296

**Supervisor of Officials: (Women's Division)**  
 ..... Mr. Greg Federico  
 ..... 500 West Esplanade, #288  
 ..... Metairie, LA 70006  
 ..... Phone: 504-887-3507  
 ..... Home: 601-452-3564  
 ..... Fax: 504-887-8140

**Conference Faculty Athletic Rep:** .... Sr. Grace Mary Flickinger  
 Xavier  
 ..... Phone 504-483-1526 ..... Home: 504-482-0917  
 ..... Fax: 504-485-8018

**Conference Registrar:** ..... Mrs. Barbara Smith  
 University of Mobile  
 ..... Phone: 334-675-5990 ext. 203

**GCAC Eligibility Committee**

Sr. Grace Mary Flickinger ..... Xavier  
 Dr. Bill Penn ..... Bellhaven  
 Dr. Milton Wheeler ..... William Carey

**Sports Committee Chairs**

Men's Basketball ..... Gene Rushing  
 Women's Basketball ..... Martha Gore  
 M/W Cross Country ..... Scott Simmons  
 Track and Field ..... Steve Kalbaugh  
 Baseball ..... Frank Sims  
 Softball ..... Mary Ann Jennings  
 Golf ..... Terry Hopper  
 Men's and Women's Tennis ..... John Blackwell  
 Men's Soccer ..... Doug Stovall  
 Women's Soccer ..... Uwe Tittle

**GCAC EXECUTIVE COMMITTEE**

Belhaven .....	Dr. Bill Penn
Dillard .....	Dr. Gary Clark
Louisiana College .....	Dr. Wayne McGraw
Loyola University .....	Fr. David Boileau
Mobile .....	Dr. Donald Berry
SUNO .....	Ms. Veronica Carter
Spring Hill .....	Ms. Patricia Sharp
Tougaloo .....	Dr. James Coleman
William Carey .....	Dr. E. Milton Wheeler
Xavier .....	Sr. Grace Mary Flickinger

# BELHAVEN COLLEGE



Address: 1500 Peachtree St. Nickname: Blazers  
 Jackson, Ms 39202 Colors: Green and

Gold

Enrollment: 1100

President: Dr. Roger Parrott

Fieldhouse: Heidelberg (seats 600)

General Information: 601-968-5956

Fax Number: 601-965-7025

Dean of Athletics ..... Dr. Joseph Cole  
 ..... Phone: 601-968-5986 ..... Home: 601-899-5467

Coaching Staff:

..... Men's Basketball Head ..... Tony Duckworth

..... Phone 601-968-5936 ..... Home: 601-922-8192

..... Email ..... ADuck286@aol.com

..... Women's Basketball Head ..... Alyse Wells

..... Phone: 601-968-8812 Home: 601-981-7815

..... Baseball Head ..... Mike Hutcheon

..... Phone: 601-968-5984 ..... Home: 601-353-0845

..... Assistant Baseball ..... Monte Marshall

..... Phone: 601-968-5984 ..... Home: 601-968-8853

..... Men's and Women's Tennis/Volleyball ..... John Blackwell

..... Phone: 601-968-5953 ..... Home: 601-853-4997

..... Men's Soccer ..... Neal Kasper

..... Phone: 601-965-7013 ..... Home: 734-761-9932

..... Women's Soccer ..... Kristi Wood

..... Phone: 601-968-5956 ..... Home: 601-582-8337

..... Women's Softball Head ..... Lynda Moore

..... Phone: 601-968-8768 ..... Home: 601-879-3225

..... Cross Country Head ..... Mike Gentry

..... Phone: 601-853-0288 ..... Home: 601-899-5467

..... Golf Head ..... Tommy Brown

..... Phone: 601-968-5956 ..... Home: 601-956-5241

..... Football Head ..... Norman Joseph

..... Phone: 601-965-7024 ..... Home: 601-268-7823

..... Assistant Football ..... Brett Holgorsen

..... Phone: 601-965-7072 ..... Home: 601-992-3488

..... Assistant Football ..... Colby Jubenville

..... Phone: 601-968-5985

..... Athletic Trainer ..... David Strickland

..... Phone: 601-968-5954 ..... Home: 601-925-4499

..... Sports Information/Publicity ..... Stephen Ivy

..... Phone: 601-968-8810 ..... Home: 601-968-7020

..... Faculty Athletic Representative ..... Bill Penn

..... Phone: 601-968-5966 ..... Home: 601-982-4488

..... Registrar ..... Mrs. Carol Busbee

..... Phone: 601-968-5922 ..... Home: 601-825-6660

**BELHAVEN COLLEGE MEN'S BASKETBALL STATISTICS**

PLAYERS	Total			3-PT			TOTAL			TOTAL			REB-AVG	AST TO BL	ST	PF
	GA	M-A	PCT	M-A	PCT	FTM-A	PCT	PTS-AVG	PTS-AVG							
Jacobs	33	215-364	59.1	15-35	42.9	145-208	69.7	590-17.9	261-7.9	29	110	37	30	86		
Debeljuh	32	109-273	39.9	40-109	36.7	78-102	76.5	336-10.5	141-4.4	83	108	6	24	82		
Trotter	33	88-236	37.3	36-120	30.0	64-107	59.8	276-8.4	104-3.2	98	113	9	57	77		
Robertstad	26	61-146	41.8	17-53	32.1	13-22	59.1	152-5.8	64-2.5	15	29	2	11	27		
Adams	33	60-124	48.4	13-35	37.1	15-20	75.0	148-4.5	47-1.4	44	53	0	20	44		
Jones	33	55-119	46.2	0-1	00.0	37-54	68.5	147-4.5	119-3.6	17	79	14	19	90		
Sensing	33	49-136	36.0	18-56	32.1	16-39	41.0	132-4.0	90-2.7	68	71	4	41	58		
Carter	3	4-7	57.1	0-1	00.0	2-4	50.0	10-3.3	8-2.7	1	6	0	4	0		
Day	19	17-45	37.8	10-14	71.4	51-2.7	20-1.1	8	25	0	7	10				
St. Amant	29	22-42	52.4	20-34	58.8	65-2.2	41-1.4	30	33	1	20	34				
Bush	8	5-9	55.6	0-0	00.0	2-4	50.0	12-1.5	2-0.3	0	2	0	0	3		
Jones	32	15-32	46.9	0-0	00.0	11-23	47.8	41-1.3	56-1.8	13	22	11	11	26		
Shapple	4	1-2	50.0	0-1	00.0	0-2	00.0	2-0.5	0-0	0	3	0	0	1		
Slawson	11	1-7	14.3	0-4	00.0	0-0	00.0	2-0.2	4-0.4	2	3	0	1	1		
Totals	33	702-1542	45.5	147-439	33.5	413-633	65.2	1964-59.5	1095-33.2	408	657	84	245	539		

**BELHAVEN COLLEGE WOMEN'S BASKETBALL STATISTICS**

PLAYERS	Total			3-PT			TOTAL			TOTAL			REB-AVG	AST TO BL	ST	PF
	GA	M-A	PCT	M-A	PCT	FTM-A	PCT	PTS-AVG	PTS-AVG							
Haney	31	156-455	34.3	48-181	26.5	124-197	62.9	484-15.6	170-5.5	91	138	3	93	77		
McDonald	31	145-327	44.3	18-56	32.1	127-181	70.2	435-14.0	166-5.4	97	137	0	95	86		
Adam	30	118-315	37.5	19-95	20.0	56-74	75.7	311-10.4	101-3.4	48	77	4	26	101		
Batt	29	93-193	48.2	0-1	00.0	47-66	71.2	233-8.0	123-4.2	22	58	2	20	84		
Watts	31	106-305	34.8	0-5	00.0	33-58	56.9	245-7.9	275-8.9	73	117	14	101	106		
Web	31	40-112	31.6	18-83	21.7	14-22	63.6	156-5.2	83-2.8	35	61	1	24	51		
Crocker	31	40-112	35.7	9-48	18.8	25-39	64.1	114-3.7	123-4.0	46	42	5	33	70		
Vaughans	12	6-15	40.0	0-0	00.0	10-16	62.5	22-1.8	28-2.3	4	4	2	1	15		
Nichols	11	3-12	25.0	0-2	00.0	5-10	50.0	11-1.0	20-1.8	5	5	0	4	13		
Grantham	7	2-10	30.0	2-10	20.0	0-0	00.0	6-0.9	6-0.9	2	5	0	5	1		
Yeager	13	3-15	20.0	0-0	00.0	2-10	20.0	8-0.6	10-0.8	3	2	1	2	8		
Long	11	2-17	11.8	0-4	00.0	1-2	50.0	5-0.5	8-0.7	2	9	2	6	3		
Total	31	736-1972	37.3	114-485	37.3	444-675	65.8	2030-65.5	1270-41.0	428	655	34	410	614		



# Dillard University

Address: 2601 Gentilly Blvd.  
New Orleans, LA 70122

Nickname: Blue Devils, Devilettes  
Colors: Royal Blue and White  
President: Dr. Michael Lomax

Enrollment: 1550

Fieldhouse: A. W. Dent (seats 3500)

Fax Number: 504-286-4882

4004 - Rebecca Fondriew

Athletic Director ..... <sup>4043</sup> ~~64~~ ..... Dr. Norwood Roussell  
Phone: 504-286-4788 ..... Home:

Coaching Staff:  
Men's Basketball Head ..... <sup>53</sup> ..... Wesley Gillium  
Phone: 504-286-4788 ..... Home:

Women's Basketball Head ..... Mark Cook  
Phone: 504-286-4752 ..... Home: 504-245-0501

Tennis Coach ..... James E. Branche  
Phone: 504-286-4754

Cross Country Head ..... <sup>53</sup> ..... Wesley Gillium  
Phone: 504-286-4755 ..... Home:

Sports Information/Publicity: Each head coach is responsible.

Faculty Athletic Representative ..... Dr Gary M. Clark  
Phone: 504-286-4829 ..... Home:

Registrar ..... Joy Shelvin  
Phone: 504-286-4683

Volleyball → Jonell Pedespleaux  
504-286 4003

Athletic Trainer: Arceneaux



**BLUE DEVILS**

DILLARD UNIVERSITY MEN'S BASKETBALL STATISTICS

PLAYERS	2-PT			3-PT			TOTAL		TOTAL					
	GA	M-A	PCT	M-A	PCT	FTM-A	PCT	PTS-AVG	REB-AVG	AST	TO	BL	ST	PF
Semple	33	161-302	54.0	0-0	00.0	135-205	65.9	461-14.0	240-7.3	19	83	26	27	82
Thomas	32	129-304	42.4	33-83	39.8	83-112	74.1	374-11.7	78-2.4	65	67	6	41	77
Carter	31	84-185	45.4	13-54	24.1	39-51	76.5	220-7.1	97-3.1	59	47	4	39	48
Rodney	21	75-149	50.3	0-2	00.0	26-36	72.2	176-8.4	121-5.8	11	34	46	14	54
Thomas	30	65-107	60.7	0-0	00.0	42-63	66.7	172-5.7	95-3.2	3	30	5	7	64
Williams	31	53-124	42.7	4-28	14.3	50-79	63.3	160-5.2	77-2.5	74	87	1	45	88
Barbain	18	51-126	40.5	11-33	33.3	36-44	81.8	149-8.3	59-3.3	16	23	1	20	35
Abdul-	15	49-96	51.0	2-5	40.0	28-48	58.3	128-8.5	63-4.2	15	24	2	10	20
Scott	30	47-124	37.9	24-64	37.5	11-27	40.7	129-4.3	88-2.9	10	30	3	28	26
Anderson	32	30-61	49.2	0-0	00.0	35-48	72.9	95-3.0	78-2.4	24	27	1	16	31
Celestine	18	37-101	36.6	7-30	23.3	14-19	73.7	95-5.3	42-2.3	67	25	1	16	26
Sandifer	23	36-70	51.4	2-4	50.0	19-29	65.5	93-4.0	71-3.1	2	15	5	9	39
Hobbs	25	16-65	24.6	7-31	22.6	23-29	79.3	62-2.5	42-1.7	33	28	0	14	21
Walls	26	15-53	28.3	4-22	18.2	11-20	55.0	45-1.7	9-0.3	7	25	0	13	23
Harrison	5	9-21	42.9	3-10	30.0	6-10	60.0	27-5.4	5-1.0	5	1	0	0	1
Ford	6	3-6	50.0	0-0	00.0	4-13	30.8	10-1.7	12-2.0	0	1	1	2	4
Total	33	868-1894	45.5	110-366	30.1	562-833	67.5	2396-72.6	1228-37.2	410	552	102	301	639

DILLARD UNIVERSITY WOMEN'S BASKETBALL STATISTICS

PLAYERS	2-PT			3-PT			TOTAL		TOTAL					
	GA	M-A	PCT	M-A	PCT	FTM-A	PCT	PTS-AVG	REB-AVG	AST	TO	BL	ST	PF
Nash	18	125-266	47.0	0-0	0.00	67-109	61.5	317-17.6	235-13.1	19	71	19	33	54
Lipscomb	18	64-158	40.5	30-84	35.7	45-64	70.3	203-11.3	53-2.9	19	29	1	33	27
K. Jones	18	52-126	41.3	0-0	0.00	34-57	59.6	138-7.7	118-6.6	4	30	3	9	46
Rpdrogicz	18	42-131	32.1	0-1	0.00	36-76	47.4	120-6.7	138-7.7	26	54	4	44	56
Johnson	18	41-116	35.3	14-50	28.2	17-29	58.6	113-6.3	46-2.6	26	43	5	14	43
Owen	18	30-88	34.1	0-6	0.00	40-53	75.5	100-5.6	47-2.6	64	98	2	26	50
Dismuke	18	28-92	30.4	0-3	0.00	26-35	74.3	82-4.6	45-2.5	34	57	3	14	18
V. Williams	12	13-31	25.5	2-13	15.4	1-3	33.3	29-2.4	34-2.8	11	16	3	5	15
L. Jones	18	9-56	16.1	1-3	33.3	4-11	36.4	23-1.3	18-1.0	10	32	0	12	13
C. Williams	8	4-14	28.6	0-0	0.00	0-2	0.00	8-1.0	4-0.5	1	2	0	1	4
Carter	2	1-1	1.0	0-0	0.00	0-0	0.00	2-1.0	1-0.5	0	0	0	0	0
Conner	0	0-0	0.0	0-0	0.00	0-0	0.00	0-0.0	0-0.0	0	0	0	0	0
Team	18	409-1099	37.2	47-160	29.4	270-439	61.5	781-41.1	1135-59.7	214	441	40	191	326



# Louisiana College

# WILDCATS

Address: 1140 College Drive  
Pineville, LA 71359

Nickname: Wildcats, Lady Wildcats

Colors: Orange & Blue

Enrollment: 1150

President: Dr. Rory Lee

Fieldhouse: H.O West(seats 4200)

General Information: 318-487-7011

Fax Number: 318-487-7174

Athletic Director ..... *561-9669* ..... Dr. Randy Dietz

Phone: ~~318-487-7131~~ ..... Home: 318-445-3767

Coaching Staff:

Men's Basketball Head ..... Gene Rushing

Phone: 318-487-7503 ..... Home: 318-640-8497

Assistant ..... Alan Tinsley

Phone: 318-487-7503 ..... Home: 318-487-7735

Women's Basketball Head ..... Billy Brooks *Tony Sanders*

Phone: 318-487-7502 ..... Home: 318-640-5194

Assistant ..... Lori McGaha

Phone: 318-487-7430 ..... Home: 318-487-8459

Baseball Head ..... Peter Falcone

Phone: 318-487-7322 ..... Home: 318-487-8483

Assistant ..... Jarred Barret

Softball Head ..... Dr. Randy Dietz *John Parker*

Phone: 318-487-7131 ..... Home: 318-445-3767

Men's Cross Country ..... Alan Tinsley

Phone: 318-487-7503 ..... Home: 318-487-7735

Women's Cross Country ..... Lori McGaha

Phone: 318-487-7430 ..... Home: 318-487-8459

Women's Tennis ..... Emily Scheifer

Phone: 318-487-7131 ..... Home: 318-561-2830

Men's Soccer ..... Ed Taylor

Phone: 318-487-7131 ..... Home: 318-442-7693

Women's Soccer ..... Jim Crawford

Phone: 318-487-7139 ..... Home: 318-640-2032

Sports Information/Publicity ..... Derald Harris *Rae Champagne*

Phone: 318-487-7194 ..... Home: 318-640-3611

Intramural Director ..... Dr. Wayne Jacobs *7275*

Phone: 318-487-7603 ..... Home: 318-448-4778

Faculty Athletic Representative ..... Dr. Wayne McGraw

Phone: 318-487-7193 ..... Home: 318-473-1983

Registrar ..... Alan Mobley

Phone: 318-487-7222 ..... Home: 318-640-1291

*Golf (Men's winners) Billy Brooks 7502*

**LOUISIANA COLLEGE MEN'S BASKETBALL STATISTICS**

PLAYERS	2-PT			3-PT			TOTAL		TOTAL		REB-AVG	AST TO	BL	ST	PF
	GA	M-A	PCT	M-A	PCT	FTM-A	PCT	PTS-AVG	PTS-AVG						
Walthe	21	12-21	57.1	0-0	00.0	10-25	40.0	34-1.6	26-1.2	43	39	6	16	17	
Mitchell	26	36-101	35.69	23-80	28.8	9-14	64.3	104-4.0	36-1.4	23	25	1	14	30	
Googe	26	57-170	33.5	39-116	33.6	18-30	60.0	171-6.6	39-1.5	34	25	5	17	30	
Beckwith	26	43-113	38.1	2-14	14.3	15-47	31.9	103-4.0	122-4.7	18	20	7	22	51	
Smith	26	109-25	542.7	26-85	30.6	97-177	54.8	341-13.1	62-2.4	143	103	4	47	69	
Anderson	26	52-127	40.9	3-22	13.6	20-32	62.5	127-4.9	67-2.6	25	28	4	18	41	
Taylor	26	116-294	39.5	83-206	40.3	57-69	82.6	372-14.3	135-5.2	80	73	9	46	78	
Whittington	22	25-75	33.3	21-57	36.8	8-14	57.1	79-3.6	34-1.5	22	38	3	8	38	
Thweatt	23	182-335	54.3	2-14	14.3	109-161	67.7	475-20.7	211-9.2	28	62	8	41	84	
Hickman	26	33-82	40.2	6-30	20.0	22-36	61.1	84-3.6	65-2.5	16	25	12	11	57	
Abil	26	20-50	40.0	1-5	20.0	22-38	57.9	63-2.4	77-3.0	23	32	2	16	46	
Stone	14	11-19	57.9	0-0	00.0	6-13	46.2	28-2.0	18-1.3	1	2	0	0	8	
<b>Total</b>	<b>26</b>	<b>696-1642</b>	<b>42.4</b>	<b>206-629</b>	<b>32.8</b>	<b>393-656</b>	<b>59.9</b>	<b>1991-76.6</b>	<b>998-38.4</b>	<b>456</b>	<b>480</b>	<b>61</b>	<b>256</b>	<b>549</b>	

**LOUISIANA COLLEGE WOMEN'S BASKETBALL STATISTICS**

PLAYERS	2-PT			3-PT			TOTAL		TOTAL		REB-AVG	AST TO	BL	ST	PF
	GA	M-A	PCT	M-A	PCT	FTM-A	PCT	PTS-AVG	PTS-AVG						
Arthur	23	18-46	39.1	4-17	23.5	5-15	1.0	45-2.0	19-0.8	17	14	0	10	17	
Smith	21	11-26	39.3	1-8	12.5	15-21	71.4	38-1.8	20-1.0	14	22	0	10	8	
Wise	23	20-54	37.0	4-19	21.1	16-37	43.2	60-2.6	28-1.2	25	31	1	29	38	
Sepulvado	30	174-360	48.3	7-28	25.0	100-135	74.1	455-15.2	252-8.4	67	100	26	69	94	
Smith	28	43-105	41.0	20-55	36.4	9-12	75.0	115-4.1	58-2.1	18	16	1	16	23	
Hinkston	28	44-113	38.9	1-14	7.1	22-36	61.1	111-4.0	43-1.5	57	54	3	49	59	
Small	30	159-407	39.1	29-93	31.2	165-220	75.0	512-17.1	96-3.2	205	166	4	87	94	
Migliore	20	13-37	35.1	0-0	0.0	14-30	46.7	40-2.0	41-2.0	1	12	2	9	19	
Conner	30	83-210	39.5	15-61	24.6	54-77	70.1	235-7.8	132-4.4	26	57	3	101	36	
Kaiser	30	68-220	30.9	25-96	26.0	25-29	88.2	186-6.2	126-4.2	23	30	0	48	45	
Gonzales	30	114-259	44.0	0-0	0.0	40-61	65.6	268-8.9	165-5.5	34	54	17	38	76	
Daniel	30	119-212	56.1	0-0	0.0	52-94	55.3	290-9.7	209-7.0	21	54	9	36	59	
<b>Totals</b>	<b>30</b>	<b>866-2051</b>	<b>42.2</b>	<b>106-391</b>	<b>27.1</b>	<b>517-757</b>	<b>68.3</b>	<b>2355-78.5</b>	<b>1334-44.5</b>	<b>508</b>	<b>619</b>	<b>66</b>	<b>502</b>	<b>568</b>	

# Loyola University



Address: 6363 St. Charles Ave.

Nickname: Wolfpack

New Orleans, LA 70118

Colors: Maroon and Gold

Enrollment: 5,000

President: Rev. Bernard P. Knoth, S.J.

Fieldhouse: The Den (Loyola Sports Complex)

Fax Number: 504-865-3081

<u>Athletic Director</u> ..... <u>864-7539</u>	.....	.....	<u>Craig Bogar</u>
..... Phone: 504-865-3137	.....	..... Home: 504-241-0593	
<u>Assistant Athletic Director</u> .....			<u>Jerry Hernandez</u>
..... Phone: 504-865-3080	.....	..... Home: 504-834-2818	
<u>Assistant Athletic/Sports Information Director</u> .....			<u>Steve Kalbaugh</u>
..... Phone: 504-865-2056	.....	..... Home: 504-887-0534	
<u>Assistant Athletic Director</u> .....			<u>Dobee Plaisance</u>
..... Phone: 504-865-3577	.....	..... Home: 504-361-3008	
<u>Coaching Staff:</u>			
..... <u>Men's Basketball Head</u> .....			<u>Jerry Hernandez</u>
..... Phone: 504-865-3080	.....	..... Home: 504-834-2818	
..... <u>Assistant</u> .....			<u>John Branch</u>
..... <u>Women's Basketball Head</u> .....			<u>Dobee Plaisance</u>
..... Phone: 504-865-3577	.....	..... Home: 504-361-3008	
..... <u>Assistant</u> .....			<u>Sidney Lawrence</u>
..... <u>Baseball Head</u> .....			<u>Don Moreau</u>
..... Phone: 504-865-3082	.....	..... Home: 504-394-2644	
..... <u>Assistant</u> .....			<u>Brett Simpson</u>
..... <u>Track/Cross Country (Men &amp; Women)</u> .....			<u>Steve Kalbaugh</u>
..... Phone: 504-865-2056	.....	..... Home: 504-887-0534	
..... <u>Tennis Coach (Men &amp; Women)</u> .....			<u>Chris DeFelica</u>
..... Phone: 504-865-3137	.....	..... Home: 504-862-0716	
..... <u>Women's Soccer</u> .....			<u>Emmy Therrell</u>
..... Phone: 504-865-2058	.....	..... Home: 504-834-8852	
..... <u>Women's Volleyball</u> .....			<u>Greg Castillo</u>
..... Phone: 504-865-2057	.....	..... Home: 504-361-5931	
..... <u>Assistant:</u> .....			<u>Scott Carroll</u>
..... <u>Faculty Athletic Representative</u> .....			<u>Fr. David Boileau</u>
..... Phone: 504-865-5543	.....	..... Home: 504-866-6006	
..... <u>Registrar</u> .....			<u>Kathy Gros</u>
..... Phone: 504-865-3237	.....		

*TBA*  
*Dom*  
*Athletic*  
*Director*

**LOYOLA UNIVERSITY MEN'S BASKETBALL STATISTICS**

PLAYERS	2-PT		3-PT		FTM-A	PCT	TOTAL		TOTAL					
	GA	M-A	M-A	PCT			PIS-AVG	REB-AVG	AST	TO	BL	ST	PF	
Bryan	20	8-26	30.8	4-10	40.0	12-21	57.1	31-1.5	9-0.4	24	22	0	5	15
Jasmine	28	93-218	42.7	0-2	0.0	80-119	67.2	266-9.5	135-4.8	42	68	9	34	73
Garnier	28	47-113	41.6	0-4	0.0	33-66	50.0	127-4.5	86-3.1	8	32	8	14	40
Morse	5	2-4	50.0	0-0	0.0	3-5	60.0	7-1.4	6-1.2	1	0	2	1	1
Rivera	24	42-129	32.6	18-53	34.0	37-52	71.2	136-5.7	97-4.0	76	83	1	27	56
LeBlanc	28	47-105	44.8	1-8	12.5	42-75	56.0	141-5.0	107-3.8	22	52	3	10	92
Shelton	14	11-22	50.0	2-5	40.0	9-19	47.4	33-2.4	15-1.1	5	18	1	3	15
Sanz	28	61-150	40.7	21-55	38.2	38-57	66.7	179-6.4	42-1.5	46	50	4	11	51
Kincaid	28	124-307	40.4	78-186	41.9	33-39	84.6	358-12.8	62-2.2	21	29	0	22	21
LeBlanc	26	59-113	52.2	0-0	0.0	16-32	50.0	134-5.2	110-4.2	16	36	9	10	71
Dupree	6	4-5	80.0	0-0	0.0	2-4	50.0	10-1.7	7-1.2	0	2	0	1	6
Zuppardo	27	23-66	34.8	4-26	15.4	33-43	76.7	83-3.1	35-1.3	14	20	1	13	36
Harden	13	1-10	10.0	0-0	0.0	1-7	14.3	3-0.2	15-1.2	3	8	0	0	11
Johnson	28	84-199	42.2	0-1	0.0	48-84	57.1	216-7.7	204-7.3	24	45	3	4	67
Drefahl	24	23-50	46.0	0-0	0.0	7-19	36.8	53-2.2	54-2.2	8	14	4	4	45
Total	28	566-1420	39.9	127-357	35.6	389-645	60.3	1775-63.4	1014-40.6	313	481	45	158	595

**LOYOLA UNIVERSITY WOMEN'S BASKETBALL STATISTICS**

PLAYERS	2-PT		3-PT		FTM-A	PCT	TOTAL		TOTAL					
	GA	M-A	M-A	PCT			PIS-AVG	REB-AVG	AST	TO	BL	ST	PF	
Molligan	26	35-150	23.3	31-139	22.3	2-4	50.0	101-3.9	41-1.8	39	40	0	9	25
Gubera	26	12-37	32.4	2-4	50.0	27-37	73.0	53-2.0	78-3.0	44	57	0	15	60
Faulk	27	68-187	36.4	6-20	30.0	132-194	68.0	271-10.0	81-3.0	80	171	3	45	88
Sison	1	0-0	0.0	0-0	0.0	0-0	0.0	0-0.0	0-0.0	0	0	0	0	0
Bryant	27	27-83	32.5	1-4	25.0	37-64	57.8	90-3.3	89-3.3	45	52	2	27	77
Jeffries	7	0-1	0.0	0-0	0.0	1-2	50.0	1-0.1	3-0.4	0	1	0	1	2
Surette	27	166-370	44.9	1-4	25.0	80-118	67.8	405-15.0	237-8.8	45	100	13	64	77
Cernich	27	92-171	53.8	0-0	0.0	83-123	67.5	266-9.9	156-5.8	3	68	22	20	3
Brown	27	93-219	42.5	0-5	0.0	39-57	68.4	224-8.3	161-6.0	38	57	11	52	90
McDonough	24	15-37	40.5	0-0	0.0	17-22	77.3	43-1.8	51-2.1	0	10	12	3	36
McNamara	8	0-1	0.0	0-0	0.0	0-0	0.0	0-0.0	1-0.1	0	0	1	0	4
Ronquillo	27	150-384	39.1	93-243	38.3	39-50	78.0	432-16.0	112-4.1	59	68	6	44	99
Total	27	1562-42.5	42.5	137-430	31.9	465-670	69.4	1910-70.7	1037-44.0	354	628	67	280	5450

**University of Mobile**

Address: P.O. Box 13220  
 Mobile, AL 36663-0220  
 Physical Address: 5737 College Parkway  
 Mobile, AL 36663

Nickname: Rams  
 Colors: Maroon and White

Enrollment: 2600  
 Fieldhouse: H. Austill Pharr (Seats 1500)  
 Fax Number: 334-675-5332

President: Dr. Mark Foley

Interim Athletic Director ..... Dr. John Runda  
 Phone: 334-675-5990 Ext. 279 ..... Home: 334-602-4901

Secretary ..... Cindy Kelly  
 Phone: 334-675-5990 Ext. 401 .....

Coaching Staff:

Men's Basketball Head ..... Scott Sanderson  
 Phone: 334-675-5990 Ext. 288 ..... Home: 334-675-2571

Assistant ..... Jay Walton  
 Phone 334-675-5990 Ext. 399 ..... Home:

Women's Basketball Head ..... Martha Gore  
 Phone: 334-675-5990 Ext. 260 ..... Home: 334-456-6847

Assistant ..... Latisha Small

Baseball Head ..... Mike Jacobs  
 Phone: 334-675-5990 Ext. 228 ..... Home: 334-666-1775

Assistant ..... Jorge Hernandez  
 Phone: 334-675-5990 Ext. 228 ..... Home: 334-675-7562

Softball Head ..... Mary Ann Jennings  
 Phone: 334-675-5990 Ext. 277 ..... Home: 334-456-6847

Men's & Women's Cross Country ..... Scott Simmons  
 Phone: 334-675-5990 Ext. 264 ..... Home: 334-380-0778

Men's Soccer Head ..... Peter Fuller  
 Phone: 334-675-5990 Ext. 363 ..... Home: 334-341-1117

Women's Soccer Head ..... Lwe Tittle  
 Phone: 334-675-5990 Ext. 364 ..... Home: 334-626-1741

Golf (Men and Women) ..... Dr. Terry Hopper  
 Phone: 334-675-5990 Ext. 258 ..... Home: 334-675-4694

Sports Information/Publicity ..... Becky Clark  
 Phone: 334-675-5990 Ext. 263

Faculty Athletic Representative ..... Dr. Donald Berry  
 Phone: 334-675-5990 Ext. 267 ..... Home: 334-432-1551

Registrar ..... Barbara Smith  
 Phone: 334-675-5990 Ext. 203

## UNIVERSITY OF MOBILE MEN'S BASKETBALL STATISTICS

PLAYERS	2-PT			3-PT			TOTAL			TOTAL			
	GA	M-A	PCT	M-A	PCT	FTM-A	PCT	PTS-AVG	REB-AVG	AST TO	BL	ST	PF
Antee	36	177-372	46.0	28-84	33.3	94-135	69.6	464-12.9	107-3.0	168 69	4	58	88
Stallworth	35	112-251	44.6	67-162	41.4	50-70	71.4	341-9.7	75-2.1	91 44	2	52	74
Henderson	36	80-160	50.0	5-13	38.5	37-57	64.9	202-5.6	146-4.1	46 27	14	49	52
Spottswood	14	3-26	11.5	2-14	14.3	4-6	66.7	12-0.9	7-0.5	11 10	0	7	7
Turner	22	23-52	44.2	10-28	35.7	5-7	71.4	61-2.8	11-0.5	19 12	1	5	15
Scott	36	74-159	46.5	37-76	48.7	30-42	71.4	215-6.0	56-1.6	31 45	0	18	67
Blackwell	35	138-292	47.3	2-13	15.4	99-141	70.2	377-10.8	95-2.7	179 93	7	80	71
Ethridge	10	1-8	12.5	0-4	0.0	4-4	1.00	6-0.6	3-0.3	2 3	0	0	2
Kimble	36	74-152	48.0	0-07	0.0	40-76	5.26	188-5.2	184-5.1	41 66	8	42	59
Murphy	21	30-71	42.3	9-25	36.0	23-30	76.7	92-4.4	29-1.4	22 20	7	7	31
Caster	30	27-57	47.4	0-1	0.0	25-44	56.8	79-2.6	70-2.3	12 21	1	15	18
Hector	36	234-405	57.8	2-5	40.0	169-268	63.1	639-17.8	264-7.3	46 111	40	57	86
Powell	36	88-170	51.8	0-0	0.0	40-53	75.5	216-6.0	175-4.9	40 57	6	36	75
Gonzales	35	58-115	50.4	0-0	0.0	26-48	54.2	142-4.1	111-3.2	16 44	5	18	54
Total	36	1113-2290	48.6	162-425	38.1	646-981	65.9	3034-84.3	1372-38.1	724 622	95	444	659

## UNIVERSITY OF MOBILE COLLEGE WOMEN'S BASKETBALL STATISTICS

PLAYERS	Total			3-PT			TOTAL			TOTAL			
	GA	M-A	PCT	M-A	PCT	FTM-A	PCT	PTS-AVG	REB-AVG	AST TO	BL	ST	PF
Crawford	32	200-397	50.4	0-1	00.0	69-110	62.7	469-14.7	280-8.8	28 51	34	37	92
Grant	26	99-276	35.9	36-126	28.6	52-75	69.3	286-11.0	108-4.2	109 102	9	57	62
Spradley	32	119-241	49.4	0-0	00.0	41-71	57.7	279-8.7	226-7.1	39 67	4	36	79
Schick	32	106-255	41.6	18-62	29.0	45-60	75.0	275-8.6	94-2.9	43 83	11	35	44
Lee	32	54-131	41.2	4-19	21.1	65-88	73.9	177-5.5	140-4.4	108 119	0	32	90
Straight	32	65-148	43.9	1-3	33.3	42-69	60.9	173-5.4	96-3.0	12 48	4	21	62
Rutledge	27	46-133	34.6	29-90	32.2	16-23	69.6	137-5.1	43-1.6	31 44	0	31	37
Hostrander	32	31-93	32.6	7-21	33.3	33-54	61.1	102-3.2	58-1.8	67 107	1	35	58
Chustz	27	32-81	39.5	0-1	00.0	11-24	45.8	75-2.8	62-2.3	13 38	9	12	40
Henderson	19	22-83	26.5	0-1	00.0	29-42	69.0	73-3.8	43-2.3	60 64	0	32	42
Tanner	32	32-85	37.6	0-0	00.0	5-14	35.7	69-2.2	63-2.0	44 54	4	16	50
Tarver	6	1-11	09.1	1-5	20.0	0-0	00.0	3-0.3	9-1.5	3 7	1	1	2
Roher	5	0-1	00.0	0-0	00.0	0-0	00.0	0-0.0	3-0.6	1 1	0	0	1
Total	32	807-1937	41.7	96-329	29.2	40-630	64.8	2118-66.2	1308-40.9	558 785	77	345	659



# SOUTHERN UNIVERSITY IN NEW ORLEANS

Address: 6400 Press Drive      Nickname: SUNO Knights  
 New Orleans, LA 70126      Colors: Blue & Gold  
 Enrollment: 5100      President: Dr. Leon K. Tarver II  
 Fax #: 504-286-5131      Chancellor: Gerald C. Peoples

Athletic Director ..... Earl R. Hill  
 Phone: 504-286-5192 ..... Home: 504-925-9742

Coaching Staff:

Men's Basketball Head ..... Earl R. Hill  
 Phone: 504-286-5192 ..... Home: 504-925-9742

Assistant ..... Elston King  
 Phone: 504-286-5194 ..... Home: 504-948-2489

Women's Basketball Head ..... Elston King  
 Phone: 504-286-5197

Cross Country Head (Men and Women) ..... Dr. Artis Davenport  
 Phone: 504-286-5332 ..... Home: 504-245-8422

Track Head (Men and Women) ..... Dr. Artis Davenport  
 Phone: 504-286-5332 ..... Home: 504-245-6422

Sports Information/Publicity ..... Earl R. Hill  
 Phone: 504-286-5192

Faculty Athletic Representative ..... Ms. Veronica Carter  
 Phone: 504-284-5444 ..... Home:

Registrar ..... Gilda Davis  
 Phone: 504-286-5000

## SUNO KNIGHTS



**SOUTHERN UNIVERSITY OF NEW ORLEANS MEN'S BASKETBALL STATISTICS**

PLAYERS	Total		3-PT				TOTAL		TOTAL				
	GA	M-A	PCT	M-A	PCT	FIM-A	PCT	PTS-AVG	REB-AVG	AST TO	BL	ST	PF
McCarty	110-235	46.8	20-41	48.7	136-165	82.4	376	68	83	84	2	31	45
Boswell	111-234	47.4	0-0	0.0	72-101	71.2	294	230	11	42	22	15	115
Nichols	183-314	58.3	38-109	34.8	58-93	62.3	463	105	37	49	8	38	79
Johnson	164-357	45.9	44-105	41.9	132-178	74.1	504	137	114	89	0	60	102
Nason	167-398	42.0	34-112	30.3	41-64	64.0	409	71	41	85	6	36	64
Cromartie	36-86	41.8	7-28	25.0	65-87	74.7	144	41	71	50	1	39	44
Aldridge	51-88	57.9	0-0	0.0	12-25	48.0	114	111	5	16	12	15	51
Smith	43-63	68.2	0-1	0.0	38-69	55.0	124	102	7	22	10	6	45
Crockett	7-25	28.0	0-1	0.0	2-3	66.6	16	34	6	18	1	10	28
Roberts	46-79	58.2	0-1	0.0	22-35	62.8	114	53	12	29	0	8	60
Jeffery	53-87	60.9	0-0	0.0	10-21	47.6	116	80	2	24	24	10	67
Simmons	79-136	58.0	12-35	34.2	32-45	71.1	142	54	10	37	4	27	64
Total	1020-2150	155-433	420-894				2816	1086	399	545	90	295	764

**SOUTHERN UNIVERSITY OF NEW ORLEANS WOMEN'S BASKETBALL**

PLAYERS	Total		3-PT				TOTAL		TOTAL				
	GA	M-A	PCT	M-A	PCT	FIM-A	PCT	PTS-AVG	REB-AVG	AST TO	BL	ST	PF
Jenkins	164-334	49.0	0-5	0.0	95-128	74.2	423	279	19	91	28	39	62
Thomas	17-44	38.6	0-0	0.0	13-23	56.5	47	57	9	21	0	7	21
Varnier	64-153	41.8	0-0	0.0	31-70	44.2	165	154	5	48	31	27	97
Brown	11-56	19.6	2-12	16.6	19-35	54.3	43	25	11	35	0	5	17
ReGrafforceid	70-236	29.6	16-81	19.7	40-71	56.3	196	47	58	79	0	21	43
Joseph	47-146	32.2	1-5	20.0	42-83	50.6	138	123	115	154	2	75	79
Webster	208-425	48.9	0-0	0.0	66-105	62.8	482	195	7	59	16	54	55
Stewart	18-53	33.9	0-0	0.0	11-22	50.0	47	33	4	19	1	3	30
Bitsole	76-200	38.0	29-80	36.3	9-14	64.2	190	51	56	51	0	17	16
Ferguson	17-47	36.1	1-9	11.1	7-8	87.5	42	28	5	15	0	5	10
Crockett	35-83	42.1	0-0	0.0	11-22	50.0	81	105	18	21	7	28	41
Total	754-1842	40.9	50-201	24.8	362-605	59.8	1920	1087	308	610	85	281	471

# SPRING HILL COLLEGE



Address: 4000 Dauphin Street      Nickname: Badgers, Lady Badgers  
 Mobile, AL 36608-0220      Colors: Purple and White  
 Enrollment: 1000      President: Fr. Gregory F. Lucey, S.J.  
 Fieldhouse: Authur Outlaw Recreation Center (2,000)  
 Athletic Department: 334-380-3485  
 Fax Number: 334-460-2196

<u>Athletic Director</u> .....	<u>Mark Priede</u>
..... Phone: 334-380-4461 .....	..... Home: 334-607-7049
<u>Coaching Staff:</u>	
..... <u>Men's Basketball Head</u> .....	<u>Joe Niland</u>
..... Phone: 334-380-3487 .....	
..... <u>Women's Basketball Head</u> .....	<u>Terry Fowler</u>
..... Phone: 334-380-3488 .....	..... Home: 334-602-6636
..... <u>Baseball Head</u> .....	<u>Frank Sims</u>
..... Phone: 334-380-3486 .....	..... Home: 334-343-7528
..... <u>Women's Cross Country</u> .....	<u>Penny Prater</u>
..... Phone: 334-380-3488 .....	..... Home: 334-341-9551
..... <u>Golf (Men)</u> .....	<u>Steve Hodges</u>
..... Phone: 334-380-4659 .....	
..... <u>Golf (Women)</u> .....	<u>Steve Hodges</u>
..... <u>Soccer (Men)</u> .....	<u>Tom Condone</u>
..... Phone: 334-380-3491 .....	..... Home: 334-345-1857
..... <u>Soccer (Women)</u> .....	<u>Tom Condone</u>
..... Phone: 334-380-3491 .....	
..... <u>Tennis (Men &amp; Women)</u> .....	<u>Kelly Williamson</u>
..... Phone: 334-380-3490 .....	..... Home: 334-473-1020
..... <u>Softball</u> .....	<u>Coby Owens</u>
..... Phone: 334-380-3489 .....	..... Home: 334-6798566      Owens@azalea.shc.edu
<u>Sports Information/Publicity</u> .....	-
..... Phone: 334-380-4468 .....	
<u>Faculty Athletic Representative</u> .....	<u>Patricia Sharp</u>
..... Phone: 334-380-3077 .....	..... Home: 334-
<u>Registrar</u> .....	<u>Mrs. Shirley Kargleder</u>
..... Phone: 334-380-2242 .....	

SPRING HILL COLLEGE MEN'S BASKETBALL STATISTICS

PLAYERS	Total			3-PT			TOTAL		TOTAL		AST	TO	BL	ST	PF
	GA	M-A	PCT	M-A	PCT	FTM-A	PCT	PTS-AVG	REB-AVG						
Fleming	15	5-13	38.5	0-0	0.0	6-9	66.7	19-1.1	21-1.4	9	11	1	1	414	
Hinton	10	4-9	44.4	0-0	0.0	2-5	40.0	10-1.0	2-0.1	1	2	0	0	32	
Mcswine	31	27-81	33.3	2-12	16.7	28-44	63.6	84-2.7	53-1.7	82	57	0	0	36110	
Voisey	29	92-242	38.0	45-141	31.9	95-113	84.1	324-11.2	69-2.4	79	64	2	2	4084	
Harrison	31	181-338	47.6	41-102	40.2	93-114	81.6	456-14.7	186-6.0	75	110	26	26	5182	
borke	27	27-84	32.1	16-48	33.3	25-37	67.6	95-3.5	56-2.1	30	26	0	0	1737	
Campbell	31	304-455	66.8	0-1	0.0	156-254	61.4	764-24.6	313-1.01	34	57	38	38	6875	
Robinson	31	101-205	48.3	0-0	0.0	43-84	51.2	245-7.9	139-4.5	51	71	6	6	1594	
Allen	4	9-18	50.0	0-1	0.0	4-7	57.1	22-5.5	13-3.3	3	6	0	0	45	
Frerman	31	89-245	36.3	46-130	35.4	24-38	63.2	248-8.0	77-2.5	74	49	10	10	1690	
Saacks	30	69-144	47.9	5-16	31.3	55-77	71.4	198-6.6	116-3.9	37	57	4	4	1556	
Ledd	7	13-27	48.1	1-2	50.0	5-7	71.4	32-4.6	19-2.7	3	7	1	1	36	
Hughes	10	1-7	14.3	0-1	0.0	3-5	60.0	5-0.5	4-0.4	2	3	0	0	02	
Total	31	902-1868	48.3	156-454	34.4	539-794	67.9	2499-80.6	1186-38.3	480	524	88	88	272657	

SPRING HILL COLLEGE WOMEN'S BASKETBALL STATISTICS

PLAYERS	Total			3-PT			TOTAL		TOTAL		AST	TO	BL	ST	PF
	GA	M-A	PCT	M-A	PCT	FTM-A	PCT	PTS-AVG	REB-AVG						
Nalu N	29	31-82	33.7	8-41	22.0	19-29	65.5	90-3.1	65-2.3	21	49	4	3	39	
Stokes	19	11-33	33.3	0-0	0.0	8-19	42.1	30-1.6	33-1.7	9	15	9	3	15	
Nalu J	6	8-22	36.4	0-0	0.0	6-8	75.0	22-3.7	23-3.8	2	10	1	4	14	
Stauardi	30	87-249	34.9	35-111	31.5	96-121	79.3	305-10.2	133-4.4	145	120	2	91	84	
D'urcy	0	0-0	0.0	0-0	0.0	0-0	0.0	0-0.0	0-0.0	0	0	0	0	1	
Butorac	3	1-2	50.0	0-0	0.0	0-0	0.0	2-0.7	1-0.3	71	100	7	46	109	
Turnt	30	80-216	37.0	0-4	0.0	102-147	69.4	262-8.7	197-6.6	49	75	8	26	89	
Wendolek	30	125-263	47.5	7-32	21.9	69-89	77.5	326-10.9	65-2.2	4	10	0	2	7	
conner	17	1-1	1.0	0-0	0.0	0-0	0.0	2-0.1	14-0.8	87	97	3	25	91	
Mathias	30	99-284	34.9	40-126	31.7	46-63	73.0	284-9.5	97-3.2	29	30	3	13	30	
Wingard	29	18-58	31.0	3-21	14.3	8-18	44.4	47-1.6	35-1.2	38	79	65	42	94	
Martin	30	233-424	55.0	2-7	28.6	126-169	66.7	594-19.8	293-9.8	38	79	65	42	94	
Ramey	3	10-23	43.5	0-0	0.0	5-12	41.7	25-8.3	15-5.0	1	9	2	1	10	
Picard	12	4-12	33.3	0-0	0.0	4-4	1.00	12-1.0	3-0.3	3	4	0	0	11	
Total	30	708-1670	42.2	96-341	38.1	469-699	70.0	2001-66.7	1108-36.9	469	607	101	257	594	

# TOUGALOO COLLEGE

Address: 500 West County Line Rd.  
Tougaloo, MS 39174  
Enrollment: 1100  
Fieldhouse: George A&Ruth B. Owens (Seats 2500)  
Health & Wellness Center

Nickname: Bulldogs, Lady Bulldogs  
Colors: Royal Blue and Scarlet  
President: Dr. Joe Lee

Fax Number: 601-977-6182

Athletic Director ..... James Turner  
..... Phone: 601-977-7809 ..... Home: 601-362-9994


## Coaching Staff:

..... Men's Basketball Head ..... James Turner  
..... Phone: 601-977-7809 ..... Home: 601-362-9994  
..... Assistant ..... Broderick Owens  
..... Phone 601-977-7898 ..... Home: 601-362-6253  
..... Women's Basketball Head ..... Mrs. Yolanda Brown  
..... Phone: 601-977-6165 ..... Home: 601-854-5936  
..... Softball Head ..... Mrs. Yolanda Brown  
..... Phone: 601-077-6165 ..... Home: 601-854-5936  
..... Men's Cross Country ..... Amir Hamlin  
..... Phone: 601-977-7898 ..... Home: 601-859-8994  
..... Women's Cross Country ..... Mrs. Yolanda Brown  
..... Phone: 601-977-6165 ..... Home: 601-854-5936  
..... Golf (Men) ..... Dr. Jim Coleman  
..... Phone: 601-977-7887 ..... Home: 601-981-9006  
..... Track - Field ..... Amir Hamlin

Sports Information/Publicity ..... James Turner  
..... Phone: 601-977-7809 ..... Home: 601-362-9994  
..... Fax: 601-977-6182

Faculty Athletic Representative ..... Dr. James Coleman  
..... Phone: 601-977-7887 ..... Home: 601-981-9006

Registrar ..... Carolyn Evans  
..... Phone: 601-977-7765



**TOUGALOO COLLEGE MEN'S BASKETBALL STATISTICS**

PLAYERS	Total			3-PT			TOTAL			TOTAL			S	PF
	GA	M-A	PCT	M-A	PCT	FTM-FTA	PCT	PTS-AVG	REB-AVG	AST	TO	BL		
Jones	10	27-55	49.1	12-27	44.4	18-22	81.8	84-8.4	18-1.8	26	22	0	5	14
Brinkley	16	35-93	37.8	21-58	37.5	4-11	36.4	95-5.9	27-1.7	13	22	3	20	24
Willis	19	28-72	38.9	0-9	0.0	45-62	72.6	101-5.3	83-4.4	13	47	3	24	32
Thomas B	5	24-64	37.5	4-14	28.6	15-25	60.0	67-13.4	27-5.4	12	22	4	8	20
Clark	5	22-61	36.1	6-21	28.6	6-13	46.2	56-11.2	12-2.4	11	13	0	6	10
Spann	18	44-157	28.0	22-84	26.2	11-15	73.3	121-6.7	37-2.1	19	62	0	15	31
Peques	14	47-100	47.0	0-0	0.0	27-41	65.9	121-8.6	63-4.5	13	41	5	7	39
Hicks	17	34-58	58.8	0-1	0.0	8-14	57.1	76-4.5	60-3.5	9	19	3	8	25
Thomas D	14	55-137	40.1	0-1	0.0	13-44	29.5	123-8.8	98-7.0	10	55	25	20	45
Stansberry	4	0-0	0.0	0-0	0.0	0-0	0.0	0-0.0	1-0.3	0	3	0	0	1
Conerty	20	72-218	33.0	45-130	34.6	65-84	77.4	254-12.7	84-4.2	45	80	1	29	59
McBride	17	38-76	47.4	0-3	0.0	19-33	57.6	91-5.4	66-3.9	38	47	17	22	44
Smith	2	1-2	50.0	0-0	0.0	0-0	0.0	2-1.0	0-0.0	0	1	0	0	1
Furvis	3	10-22	45.5	3-9	33.3	1-4	25.0	24-8.0	17-5.7	4	2	0	1	7
Tyes	1	1-2	50.0	0-0	0.0	0-0	0.0	2-2.0	0-0.0	2	1	0	2	2
White	1	0-0	0.0	0-0	0.0	3-4	75.0	3-3.0	1-1.0	1	0	0	0	3
Total	20	446-1134	39.3	113-355	31.8	239-378	63.2	1244-56.5	610-27.7	220	444	61	172	362

**TOUGALOO COLLEGE WOMEN'S BASKETBALL STATISTICS**

PLAYERS	Total			3-PT			TOTAL			TOTAL			S	PF
	GA	M-A	PCT	M-A	PCT	FTM-FTA	PCT	PTS-AVG	REB-AVG	AST	TO	BL		
Banks	28	45-118	38.1	3-10	30.0	32-56	57.1	125-4.5	77-2.8	24	47	0	14	18
Bender	28	30-87	34.5	6-25	24.0	27-45	60.0	93-3.3	71-2.5	56	84	1	39	51
collins	24	69-196	35.2	7-21	33.3	27-46	58.7	172-7.2	73-3.0	38	66	3	63	60
Evans	1	0-0	0.0	0-0	0.0	0-0	0.0	0-0.0	0-0.0	0	0	0	0	0
Gashew	28	216-465	46.5	1-9	11.1	126-164	76.8	559-20.0	223-8.0	28	109	17	25	88
Hall	28	90-249	36.1	1-6	16.7	48-77	62.3	229-8.2	172-6.1	47	128	28	41	71
Harris	8	31-80	38.8	1-11	9.1	9-19	47.4	72-9.0	51-6.4	2	13	5	4	23
Lazare	27	79-243	32.5	24-95	25.3	58-89	65.2	240-8.9	104-3.9	87	128	1	82	80
Mallet	25	47-225	20.8	42-185	22.7	20-35	57.1	156-6.2	57-2.3	29	71	3	21	54
Murphy	27	78-191	40.8	0-0	0.0	38-75	50.7	194-7.2	158-5.9	6	50	5	25	63
Total	28	709-1915	37.0	88-372	23.7	396-622	63.7	1902-65.6	1025-35.3	329	721	66	324	523

# WILLIAM CAREY COLLEGE

**Address:** 498 Tuscan Avenue  
Hattiesburg, MS 39401-9913

Enrollment: 2150

Fax Number: 601-582-6111  
**Gulfport**

**Address:** 1856 Beach Drive  
Gulfport, MS 39507  
Fax Number: 601-865-1516

Nickname: Crusaders, Lady Saders  
Colors: Red, Black, White  
President: Dr. Larry Kennedy.

**New Orleans**  
3939 Gentilly Blvd. Box 308  
New Orleans, LA 70128  
Fax Number: 504-286-3299

**Athletic Director** ..... Steve Knight  
..... Phone: 601-582-6415 ..... Home: 601-268-7039  
..... Fax: 601-582-6415 ..... E-Mail: wccsports@wmcarey.edu or wccsports@meta3.net


**Coaching Staff:**

..... **Men's Basketball Head** ..... Steve Knight  
..... Phone: 601-582-6415 ..... Home: 601-268-7039  
..... **Assistant** ..... Tracy English  
..... Phone 601-582-6111 ..... Home: 601-261-2441  
..... **Assistant** ..... LaRon Brumfield  
..... Phone: 601-582-6111 ..... Home: 601-271-9021  
..... **Women's Basketball Head** ..... Tracy English  
..... Phone: 601-582-6111 ..... Home: 601-261-2441  
..... **Student Assistant** ..... Cynthia Thompson  
..... **Baseball Head** ..... Bobby Halford  
..... Phone: 601-582-6110 ..... Home: 601-264-1550  
..... **Graduate Assistant** ..... Stephen Fuller  
..... **Student Assistant** ..... Mark Enis  
..... **Student Assistant** ..... James McMahon  
..... **Women's Softball Head** ..... Carrie Byrd  
..... **Student Assistant** ..... Sarah McLelland  
..... Phone: 601-582-6431 ..... Home: 601-264-1504  
..... **Men's Soccer Head** ..... Doug Stovall  
..... Phone: 601-865-1504 ..... Home: 601-896-6978  
..... **Graduate Assistant** ..... Justin Maullin  
..... **Student Assistant** ..... Phillipe Hindson  
..... **Women's Soccer Head** ..... Melissa Heinz  
..... Phone: 601-865-1518 ..... Home: 601-896-6284  
..... **Student Assistant** ..... Christi Elias

**Sports Information/Publicity** ..... Laron Brumfield

**Faculty Athletic Representative** ..... Dr. E. Milton Wheeler

**Registrar** ..... Mrs. Kathy Vandevender  
..... Phone: 601-592-6195 ..... Home:



**WILLIAM CAREY COLLEGE MEN'S BASKETBALL STATISTIC**

PLAYERS	Total		3-PT		TOTAL		TOTAL							
	GA	M-A	PCT	M-A	PCT	FTM-FTA	PCT	PTS-AVG	REB-AVG	AST	TO	BL	S	PF
Evet	28	413-46	28.3	5-21	23.8	25-31	60.7	56-2.0	25-0.9	9	19	0	3	20
Comegys	14	5-19	26.3	0-0	0.0	7-16	43.8	17-1.2	23-1.6	1	11	1	2	11
cuyler	32	94-209	45.0	13-40	32.5	37-61	60.7	238-7.4	157-4.9	24	39	15	23	81
Ford	34	35-83	42.2	35-83	42.2	144-162	88.9	593-17.4	171-5.0	81	102	10	43	62
Hawthorn	20	0-2	0.0	0-2	0.0	7-12	58.3	25-1.3	23-1.2	5	12	1	10	16
Hill	33	67-158	42.4	67-158	42.4	60-76	79.0	343-10.4	113-3.4	38	73	1	21	42
Hodges	32	0-0	0.0	0-0	0.0	5-10	50.0	73-2.3	67-2.1	14	25	12	8	46
Howard	24	2-11	18.2	2-11	18.2	12-19	63.2	10-1.7	17-0.7	16	30	0	6	24
Johnson	34	0-3	0.0	0-3	0.0	33-56	58.9	159-4.7	98-2.9	35	55	7	21	49
Luckett	32	15-42	35.7	15-42	35.7	55-112	49.1	332-10.4	192-6.0	61	67	0	45	96
Pugh	34	103-261	39.5	103-261	39.5	99-127	78.0	538-15.8	121-3.6	112	60	1	100	68
PopeKn	33	0-3	0.0	0-3	0.0	7-14	50.0	83-2.5	101-3.1	30	26	20	22	63
Pope Ke	15	0-0	0.0	0-0	0.0	2-4	50.0	4-0.3	14-0.9	1	4	0	2	10
Stinson	34	7-43	16.3	7-43	16.3	88-124	71.0	259-7.6	121-3.6	69	97	4	32	81
Wheaton	26	0-0	0.0	0-0	0.0	8-13	61.5	26-1.0	25-1.0	1	21	6	4	39
Total	34	247-667	37.0	247-667	37.0	569-837	70.4	2786-81.9	1406-41.4	497	621	78	342	708

**WILLIAM CAREY COLLEGE WOMEN'S BASKETBALL STATISTICS**

PLAYERS	Total		3-PT		TOTAL		TOTAL							
	GA	M-A	PCT	M-A	PCT	FTM-FTA	PCT	PTS-AVG	REB-AVG	AST	TO	BL	S	PF
Brumfield	28	99-33	33.7	0-0	0.0	51-30	58.8	96-3.4	101-3.6	10	30	3	18	58
Casanave	29	132-54	40.9	0-0	0.0	28-20	71.4	128-4.4	92-3.2	4	41	6	16	35
Crosby	29	253-98	38.7	62-17	27.4	74-55	74.3	268-9.2	129-4.5	34	70	6	37	34
Hosey	25	118-51	43.2	0-0	0.0	37-16	43.2	119-4.7	113-4.5	3	20	0	19	19
Howard	30	72-22	30.6	37-10	27.0	22-13	59.1	67-2.2	29-1.0	25	47	1	18	38
Jones	29	179-74	41.3	52-15	28.9	97-49	50.5	212-7.3	104-3.6	61	101	3	38	56
Lewis	30	221-103	46.6	55-17	30.9	88-44	50.0	267-8.9	150-5.0	51	80	0	35	74
Morris	30	150-88	45.3	4-0	0.0	59-36	61.0	172-5.7	141-4.7	15	41	2	39	55
Revere	27	57-12	21.1	36-5	13.9	15-11	73.3	40-1.5	17-0.6	12	15	0	7	28
Staats	30	272-94	44.7	98-26	26.5	123-82	66.7	296-9.9	89-3.0	39	83	3	48	32
Tims	30	173-79	45.7	39-11	29.0	74-34	46.0	203-6.8	97-3.2	49	75	2	25	58
Williams	23	26-10	38.5	20-7	35.0	18-11	61.1	38-1.7	11-0.5	9	17	0	3	16
Total	30	1750-698	39.9	402-108	26.9	686-401	58.5	1905-63.5	1200-40.0	312	620	26	303	503



# XAVIER UNIVERSITY OF LOUISIANA

Address: 7325 Pine and Palmetto  
New Orleans, LA 70125

Enrollment: 3500

Fieldhouse: The Barn (Seats 1200)

Fax Number: 504-485-7902

Nickname: Gold Rush, Gold Nuggets

Colors: White and Gold

President: Dr. Norman C. Francis

Athletics ..... Director ..... Todd Keller  
..... Phone: 504-483-7330 ..... Home: 504-536-6996

## Coaching Staff:

Men's Basketball Head ..... Dale Valdery  
..... Phone: 504-483-7314 ..... Home: 504-245-0491  
Assistant ..... Dannton Jackson  
..... Phone 504-483-7329 ..... Home:  
Women's Basketball Head ..... Robert Browder  
..... Phone: 504-483-7333 ..... Home:  
Assistant ..... Sheremy Dillard  
..... Phone: 504-483-7329  
Cross Country (Mens and Womens) ..... Anthony Roman  
..... Phone: 504-485-5008  
Tennis (Mens & Womens) ..... Lisa Robinson  
..... Phone: 504-485-5007

Sports Information/Publicity ..... Terri Burton  
..... Phone: 504-485-5429 ..... Fax: 504-485-7933

Intramural Director ..... Neil McKendall  
..... Phone: 504-483-7334

Faculty Athletic Representative ..... Sr. Grace Mary Flickinger  
..... Phone: 504-483-7526 ..... Home: 504-482-0917  
..... Fax: 504-485-7918

Registrar ..... Jo Ann Taylor  
..... Phone: 504-485-7599 ..... Home: 504-482-2239



**XAVIER UNIVERSITY MEN'S BASKETBALL STATISTICS**

PLAYERS	Total		3-PT		TOTAL			TOTAL						
	GA	M-A	PCT	M-A	PCT	FTM-FTA	PCT	PTS-AVG	REB-AVG	AST	TO	BL	S	PF
Butler S	18	41-112	36.6	24-62	36.8	17-24	70.8	123-8.8	35-1.9	24	34	0	13	22
Cousin	29	75-183	41.0	63-158	41.0	23-36	63.9	238-8.1	42-1.4	43	25	0	26	50
Malley	29	41-110	37.2	3-27	37.3	19-42	45.2	104-3.6	62-2.1	25	33	1	14	55
Degruy	28	39-111	35.1	1-7	35.1	39-70	55.7	118-4.2	71-2.5	91	60	1	59	74
Loyd	18	15-25	60.0	2-6	60.0	12-18	66.7	44-2.4	6-0.3	6	17	0	9	20
Fuqua	30	50-119	42.0	0-0	42.0	25-48	52.1	125-4.2	109-3.6	37	47	14	23	86
Price	16	1-7	14.2	0-2	14.3	0-0	00.0	2-0.0	7-0.4	3	3	1	1	12
McCollum	30	106-292	36.3	47-124	36.3	63-83	75.9	322-10.7	111-3.7	41	48	3	38	56
Johnson	30	250-502	49.8	1-17	49.8	89-136	65.4	590-19.7	188-6.3	67	95	8	81	79
Steward	29	59-122	48.4	0-1	48.4	26-54	48.1	144-5.0	65-2.2	12	37	3	22	56
Bell	30	95-191	49.7	0-3	49.7	46-84	54.8	236-7.9	164-5.5	18	55	16	36	74
Rush	23	9-25	36.0	0-0	36.0	4-12	33.3	22-1.0	29-1.3	2	9	2	4	32
Butler R.	10	2-8	25.0	0-0	25.0	0-0	00.0	4-0.4	10-1.0	3	5	2	3	3
Total	30	783-1807	43.3	141-407	43.3	363-607	59.8	2070-69.0	899-33.9	372	468	51	329	619

**XAVIER UNIVERSITY WOMEN'S BASKETBALL STATISTICS**

PLAYERS	Total		3-PT		TOTAL			TOTAL						
	GA	M-A	PCT	M-A	PCT	FTM-FTA	PCT	PTS-AVG	REB-AVG	AST	TO	BL	S	PF
Fleming	26	38-84	45.2	5-15	45.2	15-24	62.5	96-3.7	48-1.8	34	44	1	26	31
Walker	32	59-174	33.9	17-52	33.9	24-34	70.6	159-5.0	33-1.0	40	43	0	32	31
Maynared	32	88-205	42.1	0-0	00	47-75	62.7	223-7.0	81-2.5	58	60	5	55	60
Wells	31	80-185	43.2	28-62	43.2	31-42	73.8	219-7.1	57-1.8	137	114	1	68	70
Ransaw	26	9-30	30.0	0-1	00.0	11-19	57.9	29-1.1	32-1.2	35	31	0	21	23
Bell	32	100-219	45.6	1-10	45.7	57-74	77.0	258-8.1	178-5.6	32	41	10	45	71
Williams	30	57-181	31.4	25-86	31.5	21-36	58.3	160-5.3	57-1.9	29	23	6	28	56
White	31	47-91	51.8	0-0	00.0	20-60	33.3	114-3.7	78-2.5	3	30	19	12	57
Davis	32	246-480	51.2	10-27	51.3	92-117	78.6	594-18.6	197-6.2	38	71	10	52	59
Jeanpierre	32	65-134	48.5	0-1	00.0	30-43	69.8	160-5.0	126-3.9	8	39	11	19	61
Simpkins	32	152-283	53.7	0-0	00.0	89-132	67.4	393-12.3	219-6.8	52	88	0	65	85
Hudson	1	0-1	0.0	0-0	00.0	0-3	00.0	0-0.0	4-4.0	0	3	0	0	0
Taylor	32	47-112	41.9	5-12	42.0	21-31	67.7	120-3.8	99-3.1	16	21	11	16	67
Total	32	988-2179	45.3	91-266	45.3	458-690	66.4	2525-78.9	1209-40.9	507	608	74	435	671

**1987-88 Men's Basketball Team Statistics**  
**GCAC Standings**

Team	W-L	PCT	Conf.	Seas.	PCT	Overall
1. University of Mobile	27-9	75.0	15	3	83.3	25-7
2. William Carey	25-9	73.5	15	3	83.3	24-8
3. Spring Hill	22-9	71.0	13	5	72.2	22-8
4. Xavier University	18-12	60.0	12	6	66.7	18-11
5. Dillard University	20-14	58.8	11	7	61.1	19-13
6. SUNO	20-14	58.8	10	8	55.6	17-14
7. Louisiana College	11-15	42.3	7	11	38.9	11-14
8. Belhaven	10-23	30.3	4	14	22.2	10-22
9. Tougaloo	6-25	19.4	3	15	16.7	6-24
10. Loyola University	2-28	07.1	0	18	00.0	2-28

**Team Scoring**

Team	Off	Def	Margin
1. Mobile	84.3	73.4	10.9
2. Spring Hill	80.8	70.3	10.3
3. Wm Carey	81.9	75.2	6.7
4. Dillard	72.6	66.2	6.4
5. SUNO	84.9	81.3	3.6
6. Xavier	69.0	67.3	1.7
7. La College	78.6	82.2	-5.6
8. Belhaven	59.5	65.5	-6.0
9. Tougaloo	64.5	74.5	-10.0
10. Loyola	63.4	75.0	-11.6

**Team Rebounding**

Team	Avg.	Opp.	Margin
1. Mobile	38.1	29.2	8.9
2. Wm. Carey	41.4	36.5	4.8
3. Sp. Hill	38.3	33.5	4.7
4. Dillard	36.8	32.8	4.0
5. Loyola	36.2	36.4	-0.2
6. Belhaven	33.2	34.0	-0.8
7. Xavier	33.9	38.1	-2.1
8. Tougaloo	29.6	32.0	-2.4
9. SUNO	34.0	38.6	-4.5
10. LA College	38.4	43.5	-5.1

**Total Field Goal Shooting**

Team	3-pt		Total	
	FGM-FGA	Pct	FGM-FGA	PCT
1. Mobile	162-425	38.1	1113-2290	48.6
2. Spring Hill	156-454	34.4	902-1868	48.3
3. SUNO	153-423	36.2	1056-2278	46.4
4. Dillard	110-358	30.7	856-1875	45.7
5. Belhaven	147-439	33.5	702-1542	45.5
6. Wm. Carey	247-667	37.0	975-2212	44.1
7. Xavier	141-407	34.6	783-1807	43.3
8. LA. College	206-629	32.8	696-1642	42.4
9. Loyola	127-357	35.6	566-1420	39.9
10. Tougaloo	168-534	32.1	599-1528	39.2

**Free Throw Shooting**

Team	FTM-FTA	Pct.
1. Wm. Carey	589-837	70.4
2. SUNO	622-885	70.3
3. Dillard	569-831	68.5
4. Spring Hill	539-794	67.9
5. Mobile	646-981	65.9
6. Belhaven	413-633	65.2
7. Tougaloo	301-469	64.2
8. Lotola	389-645	60.3
9. La College	393-656	59.9
10. Xavier	363-607	59.8

1997-98 Men's Basketball Individual Statistics**Scoring**

Name	GA	3PT	FGM	FT	PTS	AVG
Campbell, SH31	0		304	156	764	24.6
Thweatt, LC	23	2	182	109	475	20.7
Johnson, XU	30	1	250	89	590	19.7
Jacobs, BC	33	15	215	145	590	17.9
Hector, UM	36	2	234	169	639	17.8
Ford, WC	34	35	207	144	593	17.4
Johnson, SUNO	31	42	159	131	491	15.8
Pugh, WC	34	103	168	99	538	15.8
Taylor, LC	26	83	116	69	384	14.8
Harrison, SH	31	41	161	93	456	14.7
Semple, DU	33	0	162	139	463	14.0

**Rebounding**

Name	GA	REB	AVG
Campbell, SH	31	313	10.1
Thweatt, LC	23	211	9.2
Jacobs, BC	33	281	7.9
Semple, DU	33	243	7.4
Hector, UM	36	264	7.3
Johnson, LU	28	204	7.3
Boswell, SUNO	33	224	6.8
Johnson, XU	30	188	6.3
Luckett, WC	32	192	6.0
Harrison, SH	31	196	6.0
Bell, XU	30	164	5.5

**Free Throw**

Name	School	GA	FTM-FTA	Pct.
1. Ford, WC		34	144-162	89.9
2. Voisey, SH		29	95-113	84.1
3. Harrison, SH		31	93-114	81.6
4. Pugh, WC		34	99-127	75.0
5. Johnson, SUNO		31	131-176	74.4
6. Blackwell, UM		35	99-141	70.2
7. Thomas, DU		35	148-211	70.1

**Three Point Field Goal Shooting**

Name	School	GA	FGM-FGA	Pct.
1. Scott, UM		36	37-76	48.7
2. Thomas, DU		32	34-79	43.0
3. Hill, WC		33	67-158	42.4
4. Ford, WC		34	35-83	42.2
5. Kincaid, LU		28	78-186	41.9
6. Johnson, SUNO		31	42-101	41.6
7. Stallworth, UM		35	67-162	41.4

**Assists**

Name	School	GA	Asst	Pct.
1. Smith, LC		26	143	5.5
2. Blackwell, Um		35	179	5.1
3. Antee, UM		36	168	4.7
4. Johnson, SUNO		31	111	3.6
5. DeGruy, XU		28	91	3.3
6. Pugh, WC		34	112	3.3
7. Conerly, TC		29	95	3.3

## GCAC MEN'S BASKETBALL SEASON RECORDS

Team Scoring, Seas. Avg., Off.  
Wm. Carey, 1989-90, 94.7

Team Scoring, Seas. Avg., Def.  
Belhaven, 1981-82, 55.6

Team Scoring, Seas. Avg., Margin  
Mobile Col. 1987-88, +18.6

Team FGM, Seas.  
Sp. Hill, 1987-88, 1244

Team FG Pct., Seas.  
Sp. Hill, 1987-88, .560  
(1244/2221)

Team FTM, Seas.  
Wm. Carey, 1988-89, 709

Team FT Pct., Seas.  
Wm. Carey, 1982-83, .757  
(433/572)

Team Reb., Seas. Avg., Off.  
Wm. Carey, 1989-90, 48.9

Team Reb., Seas. Avg. Def.  
Dillard, 1986-87, 41.5  
Wm. Carey, 1994-96, 41.5

Team Reb. Seas. Avg., Margin  
Wm. Carey, 1989-90, +10.4

Team Three Point FG, Total Seas.  
Wm. Carey, 1994-95, 315

Team Three Point FG, Seas. Pct.  
SUNO, 1987-88, .435 (85-195)

Most Wins, Team, Seas.  
Mobile, 1993-94, 32

Individual Scoring, Seas., Total Pts.  
Gray, Wm. Carey, 1985-86, 773

Individual Scoring, Seas., Game Avg.  
Jones, Dillard, 1988-89, 26.0

FG Shooting, Total Made, Seas.  
Jones, Dillard, 1988-89, 297

FG Shooting, Seas., Pct.  
Gullet, Xavier, 1981-82, .678 (118/174)

FT Shooting, Total Made, Seas.  
Woody, Wm. Carey, 1984-85, 189  
Gray, Wm. Carey, 1985-86., 189

FT Shooting, Seas. Pct.  
Hamilton, La. College, 1984-85  
.886 (62-70)  
Ford, William Carey, 1997-98  
.889 (144-162)

Individual Reb., Seas., Total  
Cooper, Wm. Carey, 1983-84, 346

Individual Reb., Seas., Game Avg.  
Bentley, Tougaloo, 1996-97, 13.4

Assists. Total, Seas.  
Nelson, Spring Hill, 1987-88, 279

Assists, Seas., Game Avg.  
Nelson, Spring Hill, 1987-88, 6.9

Three Point FG, Seas., Total  
Dexter Pugh, Wm. Carey, 1996-97, 125

Three Point FG, Seas. Pct.  
Clemons, Mobile, 1993-4, .537 (22-41)

Team Record, Best Pct.  
Mobile, 1993-94, .941 (32-2)



**GCAC Men's Basketball Individual Game Records  
(Through 1997-98 Season)**

Individual Single Game

Most Points Scored	42 Steve Magee, LC vs Belhaven, Jan 6, 1997.
Most FGA	31 Juan Mercier, Xavier vs Belhaven, Feb 14, 1987.
Most FGM	17 Eugene Johnson, Wm. Carey, Feb 12, 1982.
Most FTA	21 Juan Mercier, Xavier vs La. Col. Jan 19, 1987.
Most FTM	17 Tony Woody, Wm. Carey vs Dillard, Jan 14, 1985.
Most 3 pt. FGA	17 Barry Johnson, Dillard vs Tougaloo, Jan 21, 1989.
Most 3 pt. FGM	10 Francisco Hardy, Wm. Carey vs Tougaloo, Jan 24, 1991.
Most Rebounds	22 Zac Cooper, Wm. Carey vs Spring Hill, Feb 12, 1983.
Most Assists	19 Derrick Collins, Xavier vs Spring Hill, Feb 3, 1986.
Most Steals	8 Leslie McClinton, Wm Carey vs Spring Hill, Jan 29, 1990.
	8 Dennis Powell, UM vs Xavier, Jan 21, 1993.
Most Blocked Shots	6 Leslie McClinton, Wm. Carey vs SUNO, Jan 20, 1990.
	6 Julian Moore, Wm. Carey vs Mobile, Feb 16, 1987.
	6 Steven Hawthorne, Wm. Carey vs Sp. Hill, Feb 17, 1994.

Team Single Game

Most Points Scored	132 Wm. Carey vs SUNO, Feb 23, 1989
	132 Belhaven vs SUNO, Feb 16, 1991
Fewest Points Scored	31 Tougaloo vs Mobile, Jan 21, 1993
Most FGA	94 Wm. Carey vs Spring Hill, Feb 27, 1984
Most FGM	49 Wm. Carey vs Xavier, Feb 17, 1990
Most FTA	56 Spring Hill vs Dillard, March 7, 1997
Most FTM	41 Spring Hill vs Dillard, March 7, 1997
Most 3 Pt. FGA	36 Wm. Carey vs Tougaloo, Feb 6, 1995
Most 3 PT. FGM	16 LC vs Belhaven, Jan 6, 1997
Most Rebounds	69 Wm. Carey vs Xavier, Feb 17, 1990
Most Assists	38 Wm. Carey vs SUNO, Feb 23, 1989
Most Pts., Losing Game	123 SUNO vs Belhaven, Feb 16, 1991
Fewest Pts. Winning game	51 Dillard vs Belhaven, Jan 26, 1984
Most Points, Both Teams	255 Belhaven vs SUNO, Feb 16, 1991
Fewest Points, Both Teams	97 Belhaven vs Xavier, Jan 21, 1982
Highest Field Goal %	70.0 Spring Hill vs SUNO, Jan 11, 1993
Lowest Field Goal %	29.5 Xavier vs Wm. Carey, Feb 10, 1996
Highest FG % Both Teams	64.0 Wm. Carey vs Tougaloo, Mar 3, 1995
Lowest FG % Both Teams	33.3 Wm. Carey vs Mobile, Jan 18, 1994



## 1997-1998 GCAC Men's Basketball All-Conference Team

<u>Name</u>	<u>School</u>	<u>Hgt</u>	<u>Class</u>	<u>POS</u>
1. Jerome Jacobs,	Belhaven College	6'5	SR	F
2. Sean Semple,	Dillard University	6'7	SR	F
3. Ted Thomas,	Dillard University	6'3	SO	G
4. Richie Thweatt,	LA. College	6'7	JR	F
5. Jarrod Kincaid,	Loyola University	6'3	JR	G
6. Rene Antee,	University of Mobile	5'11	SO	G
7. Tracy Hector,	University of Mobile	6'8	JR	F
8. Eric Campbell,	Spring Hill College	6'5	JR	F
9. Wali Harrison,	Spring Hill College	6'1	JR	G
10. Charlie Johnson,	SUNO@NO	6'3	SR	G/F
11. Adrain Conerly,	Tougaloo College	6'1	SR	F
12. Reignea' Ford,	William Carey College	6'4	SR	G
13. Willie Lockett,	William Carey College	6'6	SO	G/F
14. Dexter Pugh,	William Carey College	5'6	SR	G
15. Keith Johnson,	Xavier University	6'6	SR	F



Player of the Year: Eric Campbell, Spring Hill College  
 Newcomer of the Year: Tracy Hector, University of Mobile  
 Freshman of the Year: Marcus Smith, Louisiana College  
 Co-Coaches of the Year: Steve Knight, William Carey College  
 Scott Sanderson, University of Mobile



## 1997-1998 GCAC Women's Basketball All-Conference Team:

<u>Name</u>	<u>School</u>	<u>Hgt.</u>	<u>Class</u>	<u>POS</u>
1. Danielle Haney	Belhaven College	5'9	JR	F
2. Que Nash	Dillard University	6'1	JR	C
3. Denice Sepulvado	Louisiana College	5'11	SO	F
4. Kristi Small	Louisiana College	5'6	JR	G
5. Rene Ronquillo	Loyola University	5'8	JR	G
6. Brooke Surette	Loyola University	5'9	SO	G/F
7. Olivia Crawford	University of Mobile	5'11	SO	C
8. Donmeka Martin	Spring Hill College	6'0	SR	C
9. Lindsey Stuard	Spring Hill College	5'5	SO	G
10. Siritia Jenkins	Southern University <small>In New Orleans</small>	5'11	SR	F
11. Katreka Webster	Southern University <small>In New Orleans</small>	5'11	SR	C
12. Lakeisha Gaskew	Tougaloo College	5'11	SO	F
13. Casee Davis	Xavier University	6'0	SR	C
14. Kimberly Simpkins	Xavier University	5'9	JR	F
15. Vashita Wells	Xavier University	5'2	SR	G

Player of the Year: Casee Davis, Xavier University  
 Freshman of the Year: Crystal Fleming, Xavier University  
 Newcomer of the Year: Lakeisha Gaskew, Tougaloo  
 Coach of the Year: Janice Joseph, Xavier University



1997-98 Women's Basketball Team Statistics

<u>Team</u>	<u>W-L</u>	<u>Pct</u>	<u>Overall</u>
1. Xavier University	27-4	87.1	24-4
2. Louisiana College	22-8	73.3	20-6
3. Spring Hill College	17-13	56.7	15-13
4. William Carey College	16-14	53.3	17-12
5. Southern University	16-15	51.6	15-14
6. University of Mobile	13-19	40.6	13-18
7. Dillard University	14-18	43.8	13-18
8. Loyola University	9-18	33.3	6-22
9. Tougaloo College	7-22	24.1	9-19
10. Belhaven College	7-24	22.	67-24



<u>Team Scoring</u>	<u>Off</u>	<u>Def</u>	<u>Margin</u>
1. Xavier	78.9	59.6	19.3
2. La College	78.5	66.3	12.2
3. Spring Hill	66.7	65.6	1.1
4. SUNO	61.9	62.9	-1.0
5. William Carey	63.5	66.1	-2.6
6. Dillard	63.6	67.6	-4.0
7. Mobile	66.2	70.9	-4.7
8. Loyola	70.7	76.3	-5.6
9. Belhaven	65.5	71.2	-5.7
10. Tougaloo	66.2	72.9	-6.7

Total Field Goal Shooting

<u>Team</u>	<u>3-PT</u>	<u>Total</u>	
	<u>FGM-FGA</u>	<u>PctFGM-FGA</u>	<u>Pct.</u>
Xavier	91-266	34.2	988-2179 45.3
Loyola	137-430	31.9	664-1562 42.5
Sp Hill	96-342	28.1	708-1679 42.2
La Col	106-391	27.1	866-2051 42.2
Mobile	96-329	29.2	807-1937 41.7
SUNO	50-201	24.9	754-1842 40.9
Wm. Carey	108-402	26.9	698-1750 39.9
Dillard	67-213	31.5	696-1814 38.4
Tougaloo	93-381	24.4	740-1976 37.4
Belhaven	114-485	23.5	736-1972 37.3

Team Reboundings

<u>Team</u>	<u>Avg</u>	<u>Opp</u>	<u>Margin</u>
Xavier	40.9	35.3	5.7
Mobile	40.9	35.5	5.4
La Coll	44.5	41.1	3.3
Dillard	41.1	38.6	2.5
SUNO	39.1	38.3	0.8
Wm. Carey	40.0	39.9	0.1
Tougaloo	35.7	39.3	-3.6
Sp Hill	36.9	41.6	-4.7
Belhaven	41.0	45.7	-4.7
Loyola	38.4	46.0	-7.6

Free Throw Shooting

<u>Team</u>	<u>FTM-FTA</u>	<u>Pct</u>
Spring Hill	489-699	70.0
Loyola	465-670	69.4
LA College	517-757	68.3
Xavier	458-690	66.4
Belhaven	444-675	65.8
Mobile	408-630	64.8
Tougaloo	414-647	64.0
Dillard	415-662	62.7
SUNO	362-605	59.8
Wm. Carey	401-686	58.5

## 1997-98 Women's Basketball Individual Statistics

Scoring

<u>Name</u>	<u>School</u>	<u>GA</u>	<u>3 Pt</u>	<u>FT</u>	<u>Pts</u>	<u>Avg</u>
L. Gaslew	TC	28	126	1	559	20.0
D. Martin	SHC	30	2	92	594	18.6
C. Davis	XU	32	10	92	594	18.6
K. Small	LC	30	29	165	512	17.1
K. Webster	SUNO	29	0	66	482	16.6
R. Ronquillo	LU	27	93	39	432	16.0
D. Hanley	BC	31	48	124	484	15.6
B. Surette	LU	27	1	80	413	15.3
Q. Nash	DU	32	0	79	487	15.0
D. Sepulvado	LC	30	7	100	455	15.2
O. Crawford	UM	32	0	69	469	14.7
W. McDonald	BC	31	18	127	435	14.0

13.

Total Field Goal Shooting

<u>Name</u>	<u>School</u>	<u>GA</u>	<u>FGM</u>	<u>FGA</u>	<u>Avg.</u>
D. Martin	SHC	30	223	424	.550
C. Davis	XU	32	246	480	.513
O. Crawford	UM	32	200	397	.504
K. Webster	SUNO	29	208	425	.489
D. Sepulvado	LC	30	174	360	.483
Q. Nash	DU	32	204	431	.473
L. Gaskew	TC	28	216	465	.465

Assists

<u>Name</u>	<u>School</u>	<u>GA</u>	<u>Asst</u>	<u>Avg</u>
K. Small	LC	30	205	6.8
L. Stuardi	SHC	30	145	4.8
V. Wells	XU	31	137	4.4
L. Grant	UM	26	109	4.2
K. Joseph	SUNO	31	115	3.7
D. Lee	UM	32	108	3.4
P. Lazare	TC	27	87	3.2

Rebounding

<u>Name</u>	<u>School</u>	<u>GA</u>	<u>Reb</u>	<u>Avg</u>
Q. Nash	DU	32	351	11.0
D. Martin	SHC	30	293	9.8
S. Jenkins	SUNO	31	279	9.0
T. Watts	BC	31	275	8.9
B. Sirrette	LU	27	237	8.8
O. Crawford	UM	32	280	8.8
D. Sepulvado	LC	30	252	8.4
L. Gaskew	TC	28	223	8.0
T. Spradley	UM	32	226	7.1
L. Daniel	LC	30	209	7.0
K. Simpkins	XU	32	219	6.8

Free Throw Shooting

<u>Name</u>	<u>School</u>	<u>GA</u>	<u>FTM-FTA</u>	<u>Avg</u>
L. Stuardi, SHC	30	96-121	.793	
C. Davis, XU	32	92-117	.786	
L. Gaskew, TU	28	126-164	.768	
K. Small, LC	30	165-220	.750	
S. Jenkins, SUNO	31	95-128	.742	
D. Sepulvado, LC	30	100-135	.741	
W. McDonald, BC	31	127-181	.702	
A. Turni, SHC	30	102-147	.694	

Three Point Shooting

<u>Name</u>	<u>School</u>	<u>GA</u>	<u>FGM-FGA</u>	<u>Avg</u>
Ronquillo, LC	27	83-243	.383	
Rutledge, UM	27	28-90	.322	
Mathias, SHC	30	40-126	.317	
Stuardi, SHC	30	35-111	.315	
Grant, UM	26	36-126	.286	

## GCAC Women's Basketball Season Records

(through 1997-98 season)

Team Scoring, Avg. Off. La. College, 1985-86, 86.7	Individual Scoring, Seas., Total Points Jones, TA., Wm. Carey, 1992-93, 923
Team Scoring, Seas. Avg. Def. La. College, 1982-83, 57.0	Individual Scoring, Seas., Game Avg. McCullon, Wm. Carey, 1986-87, 32.1
Team Scoring, Seas. Avg. Margin Dillard, 1983-84, +22.1 Xavier, 1993-94, +22.1	FG Shooting, Total Made, Seas. Jones, Ta. Wm. Carey, 1992-93, 373
Team FGM, Seas. La. College, 1985-86, 1181	FG Shooting, Seas. Pct. Beasley, Wm. Carey, 1982-83 .642 (217/338)
Team FG Pct., Seas. Wm. Carey, 1986-87 .527 (895-1697)	FT Shooting, Total Made, Seas. Joseph, La. College, 1985-86, 192
Team FTM, Seas. Spring Hill, 1994-95, 540 1995-96, 540	FT Shooting, Seas. Pct. Regina Ford, WC, 1997-98, .889 (144-162)
Team FT Pct., Seas. La. College, 1988-89, .762 (502/659)	Individual Reb., Seas., Game Avg. Franklin, Dillard, 1984-85, 17.2
Team Reb., Seas. Avg., Off. Dillard, 1983-84, 45.4	Assists, Total, Seas. Joseph, La. College, 1985-86, 283
Team Reb., Seas. Avg. Def. Belhaven, 1982-83, 50.0	Assists, Seas., Game Avg. Young, Wm. Carey, 1986-87, 10.1
Team Reb., Seas. Avg. Margin Dillard, 1983-84, +14.5	Three Point FG, Seas., Total Johnson, La. College, 1987-8, 84
Team Three Point FG, Total Seas. La. College, 1996-97, 144	Three Point FG, Seas. Pct. Barnes, Belhaven, 1988-89, .562 (54-96)
Team Three Point FG, Seas. Pct. Belhaven, 1988-89, .449	Team Record, Best Pct. La. College, 1985-86, .912 (31-3)
Most Wins, Team, Seas. La. College, 1985-86, 31	

**GCAC Women's Individual Game Records  
1997 -1998**

Individual Single Game

Most Points Scored	-50 - Demetria Lang, Xavier vs SUNO, Feb 10, 1987
Most Field Goals Attempted	-30 - Demetria Lang, Xavier vs SUNO, Feb 10, 1987
Most Field Goals Made	-22 - Demetria Lang, Xavier vs SUNO, Feb 10, 1987
Most Free Throws Attempted	-20 - Tommie Beasley, Wm. Carey vs Dillard, Feb 13, 1984
Most Free Throws Made	-16 - Debbie Watts, LA Col. vs Mobile Col., Jan 28, 1989
Most Three Point FG Attempted	-13 - Debra Johnson, LA Col. vs Tougaloo, Feb 22, 1988
Most Three Point FG Made	-7 - Debra Johnson, LA Col. vs Tougaloo, Feb 1, 1988
Most Rebounds	-22 - Demetria Lang, Xavier vs Spring Hill, Feb 16, 1987
Most Assists	-18 - Angel Young, Wm. Carey vs Tougaloo, Feb 8, 1993
Most Steals	-10 - Nakisha Conner, LC vs SUNO, Feb 16, 1998
	-10 - Shantia Luckett, Wm. Carey vs Tougaloo, Feb 8, 83
Most Blocked Shots	-5 - Donmeka Martin, Spring Hill vs Belhaven, Jan 20, 98
	-5 - Donmeka Martin, Spring Hill vs Loyola, Jan 16, 1997
	-5 - Donmeka Martin, Spring Hill vs Belhaven, Jan 30,
	-5 - Donmeka Martin, Spring Hill vs Tougaloo, Feb 7, 97
	-5 - Ellie Ramey, Spring Hill vs Loyola, Jan 25, 1996

Team Single Game

Most Points Scored	118 Mobile vs Tougaloo, Feb 6, 1993
Fewest Points Scored	31 Tougaloo vs Mobile, Jan 21, 1993
Most Field Goals Attempted	101 Xavier vs Tougaloo, Feb 1, 1993
Most Field Goals Made	50 Wm. Carey vs Tougaloo, Feb 8, 1993
Most Free Throws Made	33 SUNO vs Mobile , Jan 27 1989
Most Three Point FG Attempted	29 Wm. Carey vs LA. Col., March 6, 1998
Most Three Point FG Made	10 Wm. Carey vs Tougaloo, Feb 8, 1993
Most Rebounds	74 Xavier vs Tougaloo, Feb 1, 1993
Most Assists	39 Wm. Carey vs Tougaloo, Feb 8, 1993
Most Points, Losing Game	98 LA Col. vs SUNO, Feb 13, 1989
Fewest Points, Winning Game	50 Spring Hill vs Belhaven, Dec 8, 1982
Most Points, Both Teams	206 SUNO vs LA. Col., Feb 13, 1989
Fewest Points, Both Teams	84 Spring Hill vs Belhaven, Dec 8, 1982
	94 Xavier vs Belhaven, Feb 18, 1984
Highest Field Goal %	75.0 Wm. Carey vs Dillard, Feb 7, 1987
Lowest Field Goal %	18.4 Tougaloo vs Mobile, Feb 8, 1982
Highest FG % Both Teams	60.0 Wm. Carey vs Dillard, Feb 7, 1987
Lowest FG % Both Teams	33.3 LA. Col. vs Wm. Carey, Feb 24, 1990

## GCAC Basketball Schedule 1998-99

Saturday, January 9  
 Louisiana College @ Tougaloo  
 SUNO @ Spring Hill  
 Dillard @ Mobile  
 William Carey @ Belhaven  
 Xavier @ Loyola

Monday, January 11  
 Louisiana College @ Loyola  
 SUNO @ William Carey  
 Tougaloo @ Dillard  
 Belhaven @ Spring Hill  
 Xavier @ Mobile

Thursday, January 14  
 Tougaloo @ William Carey  
 Louisiana College @ Xavier  
 SUNO @ Dillard  
 Belhaven @ Mobile  
 Loyola @ Spring Hill

Saturday, January 16  
 Belhaven @ Xavier  
 Dillard @ William Carey  
 Loyola @ SUNO  
 Mobile @ Louisiana College  
 Spring Hill @ Tougaloo

Thursday, January 21  
 Louisiana College @ Dillard  
 William Carey @ Spring Hill  
 Loyola @ Belhaven  
 Tougaloo @ Xavier  
 Mobile @ SUNO

Saturday, January 23  
 Spring Hill @ Louisiana College  
 Mobile @ Tougaloo  
 William Carey @ Loyola  
 Xavier @ SUNO  
 Belhaven @ Dillard

Thursday, January 28  
 Tougaloo @ SUNO  
 William Carey @ Mobile  
 Louisiana College @ Belhaven  
 Dillard @ Loyola  
 Spring Hill @ Xavier

Saturday, January 30  
 Loyola @ Tougaloo  
 Dillard @ Xavier  
 La College @ William Carey  
 Belhaven @ SUNO  
 Spring Hill @ Mobile

Monday, February 1  
 Xavier @ William Carey  
 SUNO @ Louisiana College  
 Dillard @ Spring Hill  
 Mobile @ Loyola

Thursday, February 4  
 SUNO @ Tougaloo  
 Loyola @ William Carey  
 Spring Hill @ Belhaven  
 Xavier @ Louisiana College  
 Mobile @ Dillard

Saturday, February 6  
 William Carey @ La. College  
 Spring Hill @ SUNO  
 Dillard @ Tougaloo  
 Mobile @ Xavier  
 Belhaven @ Loyola

Monday, February 8  
 Loyola @ Louisiana College  
 SUNO @ Mobile  
 Tougaloo @ Belhaven

Thursday, February 11  
 SUNO @ Loyola  
 Xavier @ Belhaven  
 William Carey @ Dillard

**GCAC TOURNAMENT  
 MARCH 4-8**

Friday, February 12  
 Tougaloo @ Spring Hill  
 Louisiana College @ Mobile

Saturday, February 13  
 Louisiana College @ Spring Hill  
 Tougaloo @ Mobile  
 William Carey @ Xavier  
 Loyola @ Dillard

Monday, February 16  
 SUNO @ Belhaven

Thursday, February 18  
 Spring Hill @ William Carey  
 Dillard @ Belhaven  
 Xavier @ Tougaloo

Saturday, February 20  
 Spring Hill @ Dillard  
 Mobile @ Belhaven  
 William Carey @ Tougaloo  
 Louisiana College @ SUNO  
 Loyola @ Xavier

Monday, February 22  
 Belhaven @ William Carey  
 Xavier @ Spring Hill  
 Tougaloo @ Louisiana college  
 Loyola @ Mobile  
 Dillard @ SUNO

Thursday, February 25  
 Mobile @ William Carey  
 Dillard @ Louisiana College  
 SUNO @ Xavier  
 Belhaven @ Tougaloo  
 Spring Hill @ Loyola

Saturday, February 27  
 Tougaloo @ Loyola  
 Belhaven @ Louisiana College  
 Xavier @ Dillard  
 Mobile @ Spring Hill  
 William Carey @ SUNO

## 1998 GCAC Baseball Schedule

Friday - Saturday, February 19-20  
 Belhaven at Louisiana College  
 Mobile at William Carey  
 Loyola at Spring Hill

Friday - Saturday, February 26-27  
 La College at Mobile  
 Wm. Carey at Loyola  
 Spring Hill at Belhaven

Friday - Saturday March 5-6  
 La College at Loyola  
 Spring Hill at Wm Carey  
 Belhaven at Mobile

Friday - Saturday March 12-13  
 Mobile at Spring Hill  
 William Carey at Louisiana College

Friday - Saturday March 19-20  
 Spring Hill at La College  
 Loyola at Mobile  
 William Carey at Mobile

GCAC Tournament - -April 28- May 1

Friday - Saturday, March 26-27  
 Loyola at William Carey  
 Belhaven at Spring Hill  
 Mobile at Louisiana College

Friday - Saturday, April 2-3  
 William Carey at Mobile  
 Spring Hill at Loyola  
 Louisiana College at Belhaven

Friday - Saturday, April 9-10  
 La. College at William Carey  
 Spring Hill at Mobile  
 Loyola at Belhaven

Friday - Saturday, April 16-17  
 Mobile at Belhaven  
 William Carey at Spring Hill  
 Loyola at La. College

Friday - Saturday, April 23-24  
 Mobile at Loyola  
 La. College at Spring Hill  
 Belhaven at William Carey

## Belhaven College Baseball Statistics

Player	G	AB	R	H	2B	3B	HR	RBI	TB	SLG%	BB	HBP	SO	OB%	AVG%
Sunesson	38	114	20	41	7	0	6	17	66	57.9	7	3	15	40.8	36.0
Baglione	50	177	19	63	14	1	1	24	82	46.3	4	1	18	37.0	35.6
Davis	43	127	33	40	3	1	0	13	45	35.4	15	1	18	38.9	31.5
Guerrero	50	171	25	53	8	1	3	26	72	42.1	22	2	20	39.1	31.0
Hall	51	152	33	47	9	1	4	26	70	46.1	14	7	27	39.1	30.9
Walker	49	157	19	48	10	2	1	21	65	41.4	5	5	33	34.3	30.6
Jones	47	148	19	39	7	4	4	20	66	44.6	19	6	29	36.8	26.4
Hogue	45	152	19	40	8	0	1	19	51	33.6	13	5	22	33.9	26.3
Gentry	43	126	19	29	3	0	0	12	32	25.4	6	1	27	26.7	23.0
Buchanan	38	74	12	21	5	0	1	14	29	39.2	8	1	24	35.3	28.4
Trainor	14	24	5	6	3	0	0	8	9	37.5	0	0	5	25.0	25.0
Pender	26	60	10	12	0	0	0	4	12	20.0	15	2	19	37.2	20.2
Jones	4	12	1	2	0	0	0	1	2	16.7	2	1	5	33.3	16.7
Shepard	6	6	0	1	0	0	0	0	1	16.7	3	0	1	44.4	16.7
Guillot	24	26	8	2	0	0	0	1	2	7.7	6	1	7	27.3	7.7
Raphelt	3	2	1	0	0	0	0	0	0	0	2	0	2	50.0	0
Dewitt	2	2	0	0	0	0	0	1	0	0	0	1	2	33.3	0
Razor	1	1	0	0	0	0	0	0	0	0	0	0	1	0	0
Marshall	1	1	0	0	0	0	0	0	0	0	0	0	1	0	0
Totals	51	1532	243	444	77	10	21	207	604	39.4	141	37	276	36.029.0	

## Pitching

Player	ERA	W-L	APP	GS	CG	IP	H	R	ER	BB	SO	BF	B/AVG
Harvill	4.93	7-11	20	15	4	80.1	706	60	44	24	38	381	30.6
Stokes	5.43	2-5	17	10	1	64.2	80	53	39	25	35	301	30.7
Marshall	6.63	3-5	19	8	3	55.2	77	59	41	32	32	284	32.0
Hogue	4.50	0-0	1	0	0	2.0	3	1	1	2	2	10	37.5
Wilson	4.84	1-2	13	2	0	22.1	20	13	12	15	19	114	30.8
Bender	5.12	0-2	13	0	0	19.1	25	15	11	14	15	93	32.9
Walker	6.75	0-0	2	0	0	1.1	3	1	1	1	1	8	42.9
Foss	7.64	1-3	9	6	0	33.0	46	33	28	13	17	165	31.5
Sullivan	8.59	1-0	7	0	0	14.2	18	20	14	13	9	79	20.1
Dawkins	9.51	1-4	10	5	0	23.2	39	33	25	16	6	127	36.1
Raphelt	10.8	0-0	14	2	0	26.2	49	34	32	10	15	142	39.5
Trainor	10.88	0-2	17	0	0	24.0	42	32	29	12	21	129	36.8
Bozor	15.83	0-1	7	3	0	9.2	20	22	17	10	5	66	37.7
Totals	7.01	16-35	51	51	8	377.1	536	376	294	187	215	1899	32.7

**Louisiana College Baseball Statistics**

Player	GA	AB	R	H	PO	A	E	2B	3B	HR	SB	SAC	HBP	BB	SO	RBI	BA
Sadler	53	189	37	48	125	2	8	5	2	1	11	5	1	19	20	15	25.4
Gallineau	56	186	37	60	89	107	11	7	1	2	4	5	3	21	23	20	32.3
Self	57	181	38	70	114	15	3	9	3	1	2	6	2	24	17	35	38.7
Arrington	55	173	28	63	342	10	8	17	0	3	1	3	6	22	25	35	36.4
Doughty	53	171	34	81	32	88	17	10	0	6	1	1	3	6	39	27	35.7
Goodling	55	149	25	48	62	5	2	9	0	2	4	3	3	15	22	28	32.2
Cedus	45	97	13	28	13	0	0	3	0	4	1	2	0	19	19	15	26.8
Jones	39	87	5	22	38	57	23	2	0	0	2	2	0	2	24	10	22.7
Cloy	40	88	11	19	122	8	6	2	0	1	0	1	0	4	24	8	21.6
Bourgeois	30	74	15	21	40	48	18	0	0	0	1	2	0	4	8	7	28.4
Donald	14	13	1	2	7	0	0	0	0	0	1	0	1	3	2	0	15.4
Wall	4	7	1	0	20	1	1	0	0	0	0	0	0	0	3	0	00.0
Touchet	10	11	0	1	21	0	1	0	0	0	0	0	0	0	3	0	00.0
Blackmon	7	11	0	1	0	0	0	0	0	0	0	0	0	2	3	0	9.1
Walker	12	12	1	4	4	13	2	0	0	0	0	0	0	1	8	0	9.1
Stalons	7	2	0	0	0	8	0	0	0	0	0	0	0	1	5	1	33.3
Goodlett	26	61	5	13	106	9	4	3	0	0	0	0	1	8	10	3	21.3
Puleo	2	3	0	0	2	0	0	0	0	0	0	1	0	0	1	0	00.0
Quin	2	2	0	1	0	0	0	0	0	0	0	0	0	0	1	0	00.0
Bareswill	27	49	6	13	0	0	0	3	1	1	0	0	1	4	6	0	26.5
Foreman	5	4	1	1	5	1	0	0	0	0	0	0	0	2	1	0	25.0
Ingalls	2	1	1	0	0	0	0	0	0	0	0	0	0	0	1	0	00.0
Burgard	0	0	0	0	0	0	0	0	0	0	0	0	0	0	0	0	00.0
Anderson	14	0	0	0	1	1	0	0	0	0	0	0	0	0	0	0	00.0
Breaux	5	0	0	0	1	1	0	0	0	0	0	0	0	0	0	0	00.0
Bandy	2	0	0	0	1	1	0	0	0	0	0	0	0	0	0	0	00.0
Bareswill	2	0	0	0	3	2	0	0	0	0	0	0	0	0	0	0	00.0
Totals	57	1581	259	474	1146	377	102	68	7	21	28	31	21	157	263	220	30.0

Player	GA	IP	H	R	ER	HBP	Pitching			BB	SO	BF	AVG	W	L	ERA
							WP	GS	CG							
Bareswill	19	102.34	112	72	53	10	2	14	8	31	57	455	24.6	9	7	4.86
Breaux	15	69.66	110	87	73	5	15	13	5	47	34	346	31.8	4	8	9.43
Bandy	14	27.66	43	33	25	1	4	0	0	21	14	135	31.9	1	1	8.13
Stalons	15	87.87	93	68	60	5	9	12	6	51	71	413	22.5	5	7	6.18
Hoffpauir	13	34.00	70	68	57	2	8	6	1	35	20	214	32.7	2	5	15.09
Rhodes	15	31.34	35	37	35	9	9	4	0	23	15	164	21.3	1	2	10.05
Becht	8	10.68	19	18	10	3	3	0	0	3	7	81	31.1	0	0	8.44
Robinson	2	00.33	3	6	6	0	0	0	0	1	0	7	42.9	0	0	163.6
Walker	10	34.01	41	20	14	2	3	4	2	19	15	119	34.5	1	4	3.70
Brignac	1	1	0	0	0	0	0	0	0	1	1	4	0.00	0	0	00.0
Totals	57	398.7	526	405	333	37	51	53	22	222	234	1918	27.4	23	34	7.52



### Loyola University Baseball Statistics

PLAYER	AVG	AB	R	H	2B	3B	HR	RBI	BB	HBP	SQ	SB	PO	A	E
Gremmilion	.333	81	24	27	6	2	2	18	14	0	23	8	49	2	3
Daigle	.330	115	35	38	3	0	0	10	25	0	19	4	50	87	7
Servat	.315	162	24	51	13	1	1	28	20	5	22	4	292	27	3
Guidry	.313	150	19	47	2	1	2	25	28	9	31	2	79	56	15
Lindsey	.310	155	10	48	9	0	5	27	6	1	34	1	256	54	8
Olagues	.309	136	25	42	10	0	4	32	9	2	22	1	44	5	3
Graffagnini	.309	94	22	29	11	1	3	19	25	4	25	6	53	1	4
Suarez	.295	166	26	49	7	2	1	36	32	1	27	6	59	110	25
Unay	.280	107	19	30	4	0	1	11	8	7	23	9	66	3	5
Tiriolo	.264	87	5	23	2	0	0	14	10	0	12	0	11	0	2
Faulkner	.235	17	12	4	0	0	0	2	4	1	8	4	22	1	2
Dorsey	.219	64	10	14	5	0	0	14	10	1	24	0	0	0	0
Blancher	.196	97	18	19	4	1	1	9	18	3	29	4	41	63	20
Gerdes	.188	16	3	3	1	0	0	2	2	0	4	0	26	3	1
Budd	.111	18	4	2	0	0	0	3	1	1	6	0	28	13	4
Harris	.000	6	1	0	0	0	0	0	3	0	4	0	23	2	1
Gallagher	.000	2	1	0	0	0	0	0	0	0	2	0	0	0	0
Bitzer	.000	2	14	0	0	0	0	0	0	0	0	1	1	2	1
Caserta	.000	1	0	0	0	0	0	0	0	0	1	0	0	0	0
Others															
Chin-Aleong	.000	0	0	0	0	0	0	0	0	0	0	0	5	0	0
Totals	.289	1476	274	426	77	8	20	250	215	35	316	50	1123	476	108

### PITCHING

PLAYER	ERA	W-L	GS	CG	IP	H	R	ER	BB	SQ	BE	AVG	HBP
Crisler	3.78	1-1	1	1	33.1	36	17	14	5	22	146	.275	5
Dussouy	4.44	3-8	14	5	79.0	75	52	39	41	67	350	.250	4
Harris	4.79	2-0	0	0	20.2	31	15	11	3	12	95	.350	1
Kohnke	5.23	1-0	2	0	10.1	13	10	6	6	9	52	.310	1
Smyczynski	5.23	5-4	12	2	63.2	84	48	37	20	53	300	.307	3
Servat	5.29	2-5	8	1	47.2	67	40	28	11	26	217	.330	0
Olagues	5.40	0-0	0	0	1.2	1	1	1	1	1	8	.200	1
Knoll	5.66	5-6	14	3	82.2	102	77	52	29	60	385	.301	6
Gravolet	7.63	0-5	0	0	30.2	32	29	26	22	35	151	.260	3
Lindsey	15.00	0-2	0	0	3.0	4	5	5	2	1	16	.400	1
Suarez	21.60	1-0	0	0	1.2	3	6	4	3	0	13	.333	0
Totals	5.36	20-31	51	12	374.1	448	300	223	143	286	1733	.294	25

## University of Mobile Baseball Statistics

PLAYER	AVG	AB	R	H	2B	3B	HB	RBI	BB	HBP	SQ	SB	PO	A	E
Boylington	.500	2	7	1	0	0	0	0	1	0	0	1-1	0	0	0
Prine	.429	7	1	3	0	0	0	1	0	0	0	0-0	1	0	0
Williford	.421	171	45	72	15	5	8	60	10	14	13	5-6	14	15	1
Bova	.375	112	46	42	13	1	2	23	25	4	13	13-13	37	0	4
Vazquez	.372	129	18	48	9	0	1	30	10	2	12	3-4	72	76	7
Gandy	.359	142	39	51	4	1	3	21	23	2	24	17-20	76	1	2
Henley	.354	161	40	57	14	1	10	57	28	2	17	5-5	346	42	2
Andrews	.329	70	2	23	2	1	1	13	7	1	3	0-0	138	21	3
McDavid	.328	119	20	39	8	0	1	29	18	0	15	2-6	51	1	3
Jordan	.325	77	16	25	4	4	2	23	7	4	14	1-2	18	43	4
Watson	.319	113	24	36	7	2	5	26	6	1	10	1-1	55	75	17
Theodore	.303	66	47	20	3	0	1	9	4	0	13	26-30	32	0	2
Ruble	.295	88	15	26	5	1	0	17	9	1	11	2-2	11	58	7
McCants	.294	109	26	32	2	2	0	12	7	0	10	4-5	36	84	16
Thornell	.288	59	11	17	1	0	0	6	6	0	10	1-1	22	2	2
Driver	.250	64	2	16	1	0	0	6	20	3	15	0-0	139	17	3
Rose	.222	18	0	4	1	0	0	2	2	1	3	0-0	30	3	0
Galloway	.200	10	3	2	1	0	0	0	0	1	2	0-0	15	2	0
Reynolds	.000	0	3	0	0	0	0	0	0	0	0	0-0	0	2	0
Rivera	.000	0	0	0	0	0	0	0	0	0	0	0-0	2	6	0
Team	.000	0	14	0	0	0	0	0	0	0	0	0-0	0	0	0
Totals	.339	1517	379	514	90	18	34	335	183	36	185	81-101	1114	495	83

## PITCHING

PLAYER	ERA	W-L	GS	CG	IP	H	R	ER	BB	SQ	BF	AVG	HBP
Team	0.00	2-0	2	2	0.0	0	0	0	0	0	2	.000	0
Hill	2.35	8-1	10	2	69.0	67	30	18	29	75	303	.258	6
Jordan	2.78	5-3	5	0	64.2	66	27	20	18	41	286	.256	6
Gaston	2.91	2-1	0	0	21.2	16	9	7	22	31	105	.203	0
Rivera	3.15	2-1	6	0	40.0	32	19	14	15	53	169	.216	5
Westfaul	4.01	4-2	4	0	33.2	39	24	15	16	15	166	.281	5
Frazier	4.24	6-2	12	3	57.1	58	39	27	35	40	274	.258	10
Sommerset	5.03	7-3	9	4	53.2	67	42	30	22	36	253	.298	2
Williford	5.46	1-1	4	0	28.0	36	23	17	7	14	125	.319	2
Payne	18.00	0-0	0	0	2.0	4	4	4	1	1	11	.571	2
Reynolds	20.25	0-1	0	0	1.1	3	3	3	6	1	14	.500	1
Totals	3.76	37-15	52	11	371.1	388	220	155	171	307	1708	.266	39

Spring Hill College Baseball Statistics

PLAYER	AVG	AB	R	H	2B	3B	HR	RBI	BB	HBP	SO	SB	PO	A	E
James	.372	129	24	48	12	1	3	22	16	1	11	1-1	38	3	0
Belton	.339	124	22	42	11	3	3	18	11	2	26	1-3	86	1	2
Skal	.294	119	17	35	7	0	0	15	13	2	23	3-7	63	25	5
Phillips	.265	117	23	31	6	2	2	15	16	4	26	1-2	62	1	5
Spert	.257	167	23	43	6	0	1	21	11	2	13	0-1	63	89	11
Organ	.254	134	14	34	7	0	0	23	11	0	27	1-5	38	81	16
Orley	.252	115	18	29	7	0	10	24	21	3	28	0-0	274	8	4
Ann	.206	102	5	21	1	0	2	16	14	3	21	0-1	159	20	5
Others --															
Hughes	1.000	1	1	1	0	0	0	1	0	0	0	0-0	0	0	0
Hell	.500	12	3	6	1	0	0	1	1	2	1	0-0	2	9	2
Bue	.280	25	2	7	0	0	1	2	3	1	5	0-0	20	4	1
Mullan	.275	51	8	14	2	0	1	6	3	1	8	1-1	37	27	5
ten	.250	4	11	1	1	0	0	0	0	0	1	1-3	0	0	0
bert	.246	61	10	15	1	0	3	11	10	0	14	0-0	0	0	0
onzalez	.240	25	3	6	0	0	0	1	0	0	5	1-1	16	1	2
anes	.232	69	9	16	4	0	1	10	6	3	21	0-0	44	65	10
moncini	.213	47	11	10	1	2	0	4	8	1	7	3-4	27	1	4
aez	.105	19	2	2	0	0	0	2	3	1	3	0-1	28	2	0
iroux	.056	18	1	1	1	0	0	0	3	0	8	0-0	30	3	0
ooldridge	.000	4	0	0	0	0	0	0	0	0	2	0-0	12	25	0
ogers	.000	1	0	0	0	0	0	0	0	0	1	0-0	0	0	0
Totals	.269	1344	207	362	68	8	27	192	150	26	251	13-30	1004	409	76

**PITCHING**

PLAYER	ERA	W-L	GS	CG	IP	H	R	ER	BB	SO	BF	AVG	HBP
usby	3.38	5-3	6	3	50.2	51	31	19	30	31	245	.254	7
inland	5.97	2-8	11	3	63.1	80	57	42	29	29	306	.302	8
ieWitt	6.11	2-3	8	2	45.2	65	38	31	15	15	220	.325	1
ooldridge	6.43	6-8	15	10	98.0	138	85	70	29	68	463	.329	5
lavin	7.36	0-4	6	0	40.1	62	48	33	21	21	203	.352	1
Others --													
anes	0.00	0-0	0	0	0.1	0	0	0	0	1	1	.000	0
arp	0.00	0-0	0	0	0.2	0	0	0	0	0	2	.000	0
hell	2.25	0-2	0	0	4.0	7	3	1	1	0	21	.389	1
onzalez	4.66	0-0	0	0	9.2	12	6	5	1	2	46	.293	3
ummins	8.57	2-1	0	0	21.0	34	24	20	10	8	109	.354	1
Wittenbrink	36.00	0-0	0	0	1.0	5	4	4	1	0	8	.714	0
Dubre	99.00	0-0	0	0	0.0	1	1	1	2	0	3	1.000	0
Totals	6.08	17-29	46	18	334.2	455	297	226	139	175	1627	.319	27

**William Carey College Baseball Statistics**

<b>PLAYER</b>	<b>AVG</b>	<b>AB</b>	<b>B</b>	<b>H</b>	<b>2B</b>	<b>3B</b>	<b>HR</b>	<b>RBI</b>	<b>BB</b>	<b>HRP</b>	<b>SO</b>	<b>SB</b>	<b>PO</b>	<b>A</b>	<b>E</b>
Bryant	.500	6	2	3	0	0	0	0	1	0	0	0	5	9	0
Keyes	.500	2	11	1	0	0	0	0	1	0	0	1	0	3	0
Miley	.384	229	52	88	18	1	9	61	10	8	33	18	103	3	5
Dennis	.364	33	4	12	1	0	2	7	0	0	3	0	45	0	3
Rustin	.362	199	44	72	16	1	7	60	16	4	7	3	2	9	1
Dobson	.351	202	59	71	14	1	5	35	18	5	25	6	95	87	8
Richardson	.344	189	40	65	12	2	9	41	18	3	31	6	79	115	21
Johnson	.317	183	31	58	18	2	5	34	20	2	25	3	84	1	1
Gregg	.308	208	52	64	14	0	18	55	20	5	44	7	410	29	5
Hobgood	.286	7	2	2	0	0	0	0	1	0	3	0	0	0	0
Daniell	.280	143	20	40	10	0	4	26	12	5	37	0	26	75	10
Ford	.279	129	42	36	4	0	2	15	17	8	14	13	42	1	3
King	.278	54	7	15	2	0	0	1	9	0	12	0	35	1	0
Mixon	.278	54	8	15	2	0	0	10	6	0	5	1	18	30	10
Linder	.273	22	28	6	1	0	0	0	2	0	2	5	21	30	2
Devereaux	.269	160	8	43	10	0	4	27	28	3	28	0	305	31	4
Lewis	.267	30	9	8	1	0	2	9	3	1	5	0	27	2	0
Harrison	.150	20	1	3	0	0	0	0	12	0	6	0	6	3	0
rovinson	.000	4	0	0	0	0	0	0	0	0	2	0	2	0	0
Register	.000	1	0	0	0	0	0	0	0	0	0	0	7	0	0
Adams	.000	0	0	0	0	0	0	0	0	0	0	0	2	7	2
Totals	.321	1875	420	602	123	7	67	381	194	44	282	63	1333	79	79

**PITCHING**

<b>PLAYER</b>	<b>ERA</b>	<b>W</b>	<b>GS</b>	<b>CG</b>	<b>IP</b>	<b>H</b>	<b>R</b>	<b>ER</b>	<b>BB</b>	<b>SO</b>	<b>BF</b>	<b>AVG</b>	<b>HRP</b>
Johnson	0.00	0	0	0	2.0	0	0	0	1	0	6	.000	0
Baniell	0.00	0	0	0	0.1	1	0	0	0	0	2	.500	0
Hitt	3.08	5	3	0	49.2	50	25	17	16	39	215	.259	3
Herrinton	3.30	8	14	2	76.0	81	35	28	20	53	321	.276	1
Davis	3.52	4	0	0	53.2	57	26	21	5	27	222	.273	2
Stringer	3.93	8	14	6	89.1	86	44	39	32	78	379	.256	4
Franks	4.22	5	13	4	70.1	72	46	33	40	62	321	.263	4
Miller	4.95	2	1	0	20.0	19	14	11	18	12	100	.244	3
Adams	5.54	4	9	0	50.1	66	42	31	25	40	250	.307	4
Jordan	5.64	2	4	1	22.1	27	15	14	6	16	102	.281	0
Lee	9.00	0	1	0	7.0	14	7	7	5	3	41	.438	4
Browning	16.2	0	0	0	1.2	5	4	3	2	0	11	.625	0
Pate	21.6	0	0	0	1.2	5	4	4	1	0	12	.455	0
TOTALS	4.21	38	59	13	444.1	483	262	208	171	330	1982	.276	25

## GCAC Baseball Conference Records

Team Batting Avg.

Spring Hill, 1992 .336

Mobile, 1994, .343

Reg. Seas + Tournament, .336

Most Runs. Team Game Avg.

Wm. Carey, 1987, 7.85

Most Hits Team Totals Seas.

Sp. Hill, 1996, 530

Most Runs, Team Total Seas.

Wm. Carey, 1987, 369

Most Doubles, (Game)

Estopinal, Sp. Hill, 1988, 4\*

Most Doubles, Ind.George O'dwyer, Sp. Hill  
1996.21Team Pitching, ERA

Spring Hill, 1992, 2.19

Team Fielding Pct., Seas.

Spring Hill, 1993, .976

Individual Batting Avg.Kevin Grimes, Sp. Hill, 1992,  
.482Most Hits, Ind.Randy McKinion, Sp. Hill, 1996,  
78Most HR. Team Tot. Seas.

Wm. Carey, 1987, 78

Most Wins, Team

Wm. Carey, 1982, 41

Hit By PitchesSeason - Clark, Belhaven, 1991,  
17 \*Career - Calhoun, Belhaven,  
1990-92, 34\*

\*National Record

Most Triples, Ind.

Hopkins, Mobile, 1993, 7

Most HR. Ind.

Leaumont, La. College, 1997, 20

Most RBI. Ind.

Williams, Wm. Carey, 1986, 75

Most SB. Ind.

Dumas, Wm. Carey, 1991, 52

Most SB. (Game)

Estopinal, Sp. Hill, 1987, 7\*

Most Wins, Ind.

Calhoun, Belhaven, 1991, 14

Complete Games

Chiasson, Sp. Hill, 1990, 15\*

Innings Pitched

Stein, Sp. Hill, 1994, 119.1

Strikeouts

Stein, Sp. Hill, 1994, 128

Saves

Cazeaux, Wm. Carey, 1984, 11

Best ERA, Ind.

Stein, Sp. Hill, 1993, 1.41

Team Record, Best Pct.

Wm. Carey, 1982, .774 (41-12)

**GCAC Baseball Standings**

Team	<u>Conference</u>		<u>Overall</u>	
	W - L	Pct	W - L	Pct
1. William Carey	23-6	79.3	34-17	66.7
2. Mobile	22-8	73.3	34-13	72.3
3 Spring Hill	13-16	44.8	16-27	37.2
4. Loyola	12-16	42.9	20-29	40.8
5. Louisiana College	10-20	33.3	23-32	41.8
6. Belhaven	8-22	26.7	16-34	32.0

**Individual Batting (Minimum 2 AB per team outing)**

<u>Player</u>	<u>Team</u>	<u>GA</u>	<u>AB</u>	<u>R</u>	<u>H</u>	<u>2B</u>	<u>3B</u>	<u>HR</u>	<u>RBI</u>	<u>B</u>	<u>AVER</u>
D. Williford	Um	47	1351	352	464	12	5	7	56	4	42.8
C. Bova	UM	42	95	42	38	12	1	2	21	13	40.0
J. Vazquez	UM	35	109	16	42	8	0	1	26	3	38.5
P. Miley	WCC	51	196	45	74	17	1	8	52	18	37.8
T. Self	LC	55	175	37	66	9	3	1	33	2	37.7
K. Gandy	UM	42	122	37	46	4	1	3	18	16	37.7
B. Rustin	WCC	48	168	36	62	14	1	5	53	3	36.9
D. Rhames	SHC	41	122	24	45	10	1	3	20	1	36.9
B. Arrington	LC	53	166	28	61	17	0	3	35	1	36.7
G. Doughty	LC	51	164	33	60	10	0	6	27	1	36.6

<u>Team Batting</u>	<u>GA</u>	<u>AB</u>	<u>R</u>	<u>H</u>	<u>2B</u>	<u>3B</u>	<u>HR</u>	<u>RBI</u>	<u>SB</u>	<u>R/G</u>	<u>AVG</u>
Mobile	47	1351	352	464	79	18	31	308	75	7.5	34.3
William Carey	51	1604	370	525	114	7	57	335	58	7.3	32.7
LA College	55	1532	249	458	68	7	21	214	28	4.5	29.9
Loyola	49	1417	270	412	76	8	19	246	50	5.5	29.1
Belhaven	51	1532	243	444	77	10	21	207	83	4.8	29.0
Spring Hill	43	1254	199	349	64	8	27	185	13	4.6	27.8

<u>Hits</u>	<u>Home Runs</u>	<u>Runs Batted In</u>	<u>Stolen Bases</u>
P. Miley 74	N. Gregg 13	D. Williford 56	J. Davis 26
T. Self 66	B. Worley 10	B. Rustin 53	C. Theodore 20
D. Williford 65	B. Henley 10	B. Henley 52	P. Miley 18
		P. Miley 52	

**GCAC Baseball Standings****Team Pitching**

Team	GA	W	L	S	IP	H	R	ER	BB	SO	ERA
Mobile	47	34-13		11	328.1	342	194	138	154	270	3.79
William Carey	51	34-17		9	376.1	419	221	179	145	280	4.28
Loyola	49	20-29		8	359.1	426	280	205	137	272	5.14
Spring Hill	43	16-27		3	308.2	423	279	214	132	161	6.25
Belhaven	51	16-35		7	377.1	536	376	294	187	215	7.29
LA College	55	23-32		3	386.3	505	387	322	218	228	7.50

**Individual Pitching**

Player	GA	W-L	S	IP	H	R	ER	BB	SO	ERA
K. Hill, UM	12	7-1	0	61.1	58	26	17	26	66	2.50
E. Busby, SH	10	5-2	1	43.2	42	21	13	25	29	2.71
C.Hitt, WCC	21	5-4	5	44.1	41	21	15	14	34	3.06
S.Jordan, UM	17	5-3	1	54.2	61	26	19	16	39	3.15
M.Davis, WC	31	3-2	4	45.2	49	17	16	4	22	3.19
R.Crisler, LU	16	1-1	0	34.1	36	17	14	5	22	3.70
Herrington,WC	12	7-1	0	60.2	70	29	25	18	40	3.74
B. Frazier, UM	11	6-2	0	54.2	54	35	25	31	37	4.15
J. Bareswell, LC	18	9-6	0	97.0	101	60	46	28	54	4.27

**Wins**

J. Bareswell 9  
several with 7

**Saves**

D. Gaston 9  
C. Hitt 5  
M. Davis 4  
B. Gravolet 4

**Strikeouts**

M. Stalons 71  
R. Stringer 69  
K. Hill 66

**Innings Pitched**

J. Bareswill 97.0  
Z. Wooldridge 89.0  
M. Stalons 87.6

## 1998 All Conference Baseball Team

Infield

Griff Doughty ..... LC  
 Billy Henley ..... Mobile  
 Tim Hilpert ..... Spring  
 Hill  
 John Dobson ..... WC

Joey Herrington ..... WC  
 Ryan Stringer ..... WC

Designated Hitter

Daniel Williford ..... Mobile

Pitchers

Kendall Hill ..... Mobile  
 Eric Busby ..... Spring  
 Hill

Player of the Year . Daniel Williford  
 Coach of the Year: Mike Jacobs

Outfield

Todd Self ..... LC  
 Craig Bova ..... Mobile  
 Daniel Rhames ..... Spring Hill  
 Perry Miley ..... WC

Utility

Reggie Richardson WC

Catchers

David Lindsey ..... Loyola  
 Marc Devereaux ..... WC





**1998 Softball All-Conference Team**

- |                         |                      |
|-------------------------|----------------------|
| 1. Jana Buford          | Belhaven             |
| 2. Ashley Daniels       | Belhaven             |
| 3. Beronica Williams    | Belhaven             |
| 4. Katherine Koonce     | Louisiana College    |
| 5. Carol Sherman        | Louisiana College    |
| 6. Tiffany Genola       | University of Mobile |
| 7. Summer Powell        | University of Mobile |
| 8. Sunny Russ           | University of Mobile |
| 9. Maria Soto           | University of Mobile |
| 10. Belinda Stein       | University of Mobile |
| 11. Nikki Wilson        | University of Mobile |
| 12. Jennifer Cunningham | Spring Hill College  |

Pitcher of the Year:	Nikki Wilson - University of Mobile
Player of the Year:	Jennifer Cunningham - Spring Hill
Coach of the Year:	Mary Ann Jennings - University of Mobile

## 1997-1998 All Conference Cross Country



### Men's Cross Country

1. Mikkel Gjergsoe	Mobile	27:24
2. All Stevenson	Mobile	27:53
3. Matt Oates	Mobile	28:20
4. Farris Gransberry	Xavier	28:42
5. Brian Ham	Loyola	29:03
6. Chris Kelley	Loyola	29:17
7. Chris Couvillion	Loyola	29:17
8. Gregory Kennedy	Xavier	29:28
9. Chris Cross	Mobile	29:33
10. Luke Webb	Belhaven	29:53
11. Josh Ginsburg	Mobile	29:58
12. Richard Walker	SUNO	30:06

Coach of the Year: Steve Kalbaugh, Loyola University

### Women's Cross Country

1. Zola Davis	Mobile	19:40
2. Nicole Lukash	Mobile	20:06
3. Summer Hutcheson	Mobile	20:25
4. Sara Jakel	Mobile	20:34
5. Jolene Flynn	Mobile	20:38
6. Christine Herrington	Mobile	20:40
7. Beronica Williams	Belhaven	21:18
8. Erika Blattenberger	Spring Hill	21:30
9. Megan Ford	Spring Hill	21:42
10. Elizabeth Moore	Loyola	21:56
11. Mitzi Youngblood	Mobile	21:57
12. Mashere Harrison	SUNO	22:01

Coach of the Year: Scott Simmons University of Mobile

**1997 GCAC All Conference Soccer****Men's**

1. Terry Hillery	Spring Hill College
2. David Austin	Belhaven College
3. Phil Ionadi	Belhaven College
4. Jeremy Shortt	Belhaven College
5. Eric Johnson	Belhaven College
6. Marco Mthembu	William Carey College
7. Philippe Hindson	William Carey College
8. Oleg Baleev	William Carey College
9. Milton Griffiths	William Carey College
10. Jon Marcus Duncan	University of Mobile
11. Bonventure Maruti	University of Mobile
12. Junior Noel	University of Mobile
13. Paula Oyuga	University of Mobile
14. Dominic Schell	University of Mobile

**Coach of the Year:****Peter Fuller University of Mobile****Player of the Year:****Junior Noel University of Mobile****Women's**

1. Sara Krupa	University of Mobile
2. Christina Werner	University of Mobile
3. Vanessa Sims	University of Mobile
4. Christi Elias	William Carey College
5. Becky Beard	University of Mobile
6. Jackie Law	University of Mobile
7. Tracy Unten	William Carey College
8. Genya Carlsen	Belhaven College
9. Paula Morley	William Carey College
10. Kaathrine Sund	University of Mobile
11. Courtney Miles	University of Mobile
12. Sharon Lewis	University of Mobile
13. Ktara Ealom	William Carey College

**Honorable Mention:** Amy Danielson, Loyola; Joanna Gough, Belhaven; Rachel Major, Loyola; Tara Moore, Spring Hill; Sabra Nord, Belhaven; Rayne Pacek, Spring Hill

Offensive Player of the Year: Lindsay Grant      University of Mobile

Defensive Player of the Year: Astrid Vierdal      University of Mobile

Most Valuable Player of the Year: Nina Wathne

Coach of the Year: Uwe Tittl      University of Mobile



## GCAC Champions 1981-1998

### Men's Basketball

Xavier University	1981-82
Xavier University	1982-83
William Carey College	1983-84
William Carey College	1984-85
Xavier University	1985-86
William Carey College	1986-87
University of Mobile	1987-88
University of Mobile	1988-89
William Carey College	1989-90
Louisiana College	1990-91
William Carey College	1991-92
Spring Hill	1992-93
Spring Hill	1993-94
Southern Un. NO	1994-95
Xavier University	1995-96
William Carey College***	1996-97
Dillard University***	1996-97
SUNO ***	1997-98
University of Mobile***	1997-98

### Baseball:

William Carey College	1982
William Carey College*	1983
Spring Hill College*	1983
William Carey College	1984
Spring Hill College	1985
William Carey College	1986
Louisiana College	1987
William Carey College	1988
William Carey College	1989
William Carey College	1990
William Carey College	1991
William Carey College	1992
William Carey College	1993
Belhaven College	1994
William Carey College	1995
William Carey College	1996
Spring Hill College	1997
University of Mobile	1998

### Softball

University of Mobile	1996
University of Mobile	1997
University of Mobile	1998

### Men's Soccer

Belhaven College	1994
William Carey College	1995
William Carey College	1996
University of Mobile	1997

### Women's Basketball

Belhaven College	1981-82
Dillard University**	1982-83
William Carey College**	1982-83
Xavier University**	1982-83
Dillard University	1983-84
Louisiana College	1984-85
Louisiana College	1985-86
Dillard University*	1986-87
Xavier University*	1986-87
William Carey College	1987-88
Louisiana College	1988-89
Louisiana College	1989-90
University of Mobile	1990-91
William Carey College	1991-92
William Carey College	1992-93
Xavier University	1993-94
Xavier University	1994-95
Xavier University	1995-96
Xavier University	1996-97
Xavier University	1997-98

### Men's Tennis

Belhaven College	1982
Belhaven College	1985
Belhaven College	1986
Belhaven College	1987
Belhaven College	1988
Belhaven College	1989
Belhaven College	1990
Belhaven College	1991
University of Mobile	1992
University of Mobile	1993
University of Mobile	1994
University of Mobile	1995
University of Mobile	1996
University of Mobile	1997
University of Mobile	1998

**Women's Tennis**

University of Mobile	1995
University of Mobile	1996
University of Mobile	1997
University of Mobile	1998

**Women's Soccer**

University of Mobile	1996
University of Mobile	1997
University of Mobile	1998

**Men's Cross Country:**

Tougaloo College	1986
Tougaloo College	1987
Southern University, NO	1988
Southern University, NO	1989
University of Mobile	1990
University of Mobile	1991
University of Mobile	1992
University of Mobile	1993
University of Mobile	1995
University of Mobile	1996
University of Mobile	1997

\* Denotes Co-Champions

\*\* Denotes Tri-Champions

\*\*\* Denotes Regular Season Champions

**Golf**

University of Mobile	1997
University of Mobile	1998

**Women's Cross Country**

Southern University, NO	1986
Louisiana College	1987
Southern University, NO	1988
Southern University, NO	1989
Southern University, NO	1990
University of Mobile	1991
Spring Hill College	1992
University of Mobile	1993
University of Mobile	1995
University of Mobile	1996
University of Mobile	1997

## Schools Competing (NAIA Recognized Sports)

### Men's and Women's Basketball

Belhaven College  
 Dillard University  
 Louisiana College  
 Loyola University  
 University of Mobile  
 Southern University  
 Spring Hill College  
 Tougaloo College  
 William Carey College  
 Xavier University

### Men's Soccer

Belhaven College  
 Louisiana College  
 University of Mobile  
 Spring Hill College  
 William Carey College

### Women's Soccer

Belhaven College  
 Louisiana College  
 Loyola University  
 University of Mobile  
 Spring Hill College  
 William Carey College

### Men's and Women's Cross Country

Belhaven College  
 Dillard University  
 Louisiana College  
 Loyola University  
 University of Mobile  
 Southern University  
 Spring Hill College (Women only)  
 Tougaloo College  
 Xavier University

### Men's and Women's Track:

(Outdoor and Indoor)  
 Loyola University  
 University of Mobile  
 Southern University

### Volleyball:

Belhaven College  
 Loyola University

### Baseball

Belhaven College  
 Louisiana College  
 Loyola University  
 University of Mobile  
 Spring Hill College  
 William Carey College

### Softball

Belhaven College  
 Louisiana College  
  
 University of Mobile  
 Tougaloo College  
 William Carey College  
 Spring Hill



### Men's Tennis

Belhaven College  
 Dillard University  
 Loyola University  
 Spring Hill College  
 Xavier University

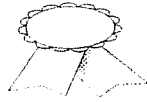
### Women's Tennis

Belhaven College  
 Dillard University  
 Louisiana College  
 Loyola University  
 Spring Hill College  
 Xavier University

### Golf (Men's and Women's)

Belhaven (Men only)  
 Loyola University  
 University of Mobile  
 Spring Hill College  
 Tougaloo College





### GCAC Honor Roll

#### Belhaven College

Anderson, Otis (Basketball)  
 Broussard, Megan (Cross Country)  
 Carter, Kevin (Tennis)  
 Jenkins, Kimberly (Cross Country)  
 Johnson, Ryan (Cross Country)  
 Lundy, Harold (Cross Country)  
 Mendy, Alphonse (Tennis)  
 Mortimer, Kendall (Tennis)  
 Owion, Jancinta (Basketball)  
 Rodrieuz, Erika (Basketball)  
 Semple, Sean (Basketball)  
 Smith, Charlie (Cross Country)  
 Thomas, Edgar (Basketball)  
 Williams, Chenee (Basketball)  
 Williams, Iranell (Tennis)

#### Louisiana College

Arrington, Ben (Baseball)  
 Barneswill, Justin (Baseball)  
 Cole, Quentin (Men's Cross Country)  
 Coleman, Nathan (Men's Cross Country)  
 Collins, Shannon (Men's Cross Country)  
 Clouse, Staci (Softball)  
 Echols, Jeremy (Men's Cross Country)  
 Giska, Tara (Softball)  
 Gooding, Alex (Baseball)  
 Ingalls, Paul (Baseball)  
 Kaiser, Krystal (Women's Basketball)  
 McCullough, Kylie (Softball)  
 McMorris, Leah (Women's Cross Country)  
 Mitchell, Jarrod (Men's Basketball)  
 Owens, Emerale (Womens Tennis)  
 Quinn, Nathan (Baseball)  
 Sadler, Graham (Baseball)  
 Sherman, Carol (Softball)  
 Taylor, Amanda (Softball)  
 Taylor, Ryan (Men's Basketball)  
 Touchet, Nicholas (Baseball)  
 Tilghman, Rhonda (Women's Tennis)  
 Walker, Eric (Baseball)  
 White, Rebecca (Women's Tennis)  
 Wilson, Julie (Women's Tennis)

#### Loyola University

Ambrozik, Jill (Women's Soccer)  
 Badeaux, Linnea (Women's Cross Country)  
 Barton, Kerri (Women's Soccer)  
 Boe, Lisa (Women's Soccer)  
 Casey, Kevin (Men's Tennis)  
 Collins, Suzanne (Women's Soccer)

Connelly, Katherine (Women's Soccer)  
 Cooke, Josie (Women's Soccer)  
 Couvillion, Chris (Men's Cross Country)  
 Crisler Richard (Baseball)  
 Cyrex, Amy (Women's Cross Country)  
 Danielson, Amy (Women's Soccer)  
 Dennis, Christy (Women's Soccer)  
 Deville, Robin (Women's Tennis)  
 Dorsey, Kirk (Baseball)  
 Dupree, Chris (Men's Basketball)  
 Dussouy, Alan (Baseball)  
 Gabriele, Jeanne (Women's Cross Country)  
 Graves, Michael (Men's Tennis)  
 Ham, Brian (Men's Cross Country)  
 Kelley, Chris (Men's Cross Country)  
 Keyser, Erin (Women's Tennis)  
 Lane, Allison (Women's Soccer)  
 LeBlanc, Matt (Men's Basketball)  
 LeBlanc, Robert (Men's Basketball)  
 Martin, Jeanine (Women's Soccer)  
 Matt, Sarah (Women's Soccer)  
 McDonough, Shanna (Women's Basketball)  
 Morales, Cerinda (Women's Soccer)  
 Ramanauskas, Amber (Women's Tennis)  
 Sanz, Blake (Men's Basketball)  
 Servat, Carl (Baseball)  
 Sison, Kathryn (Women's Basketball)  
 Smyczynski, Jayson (Baseball)  
 Surette, Brooke (Women's Basketball)  
 Toups, Laura (Women's Cross Country)  
 Walters, James (Men's Track)

#### University of Mobile

Anderson, Christine (Women's Golf)  
 Ankerson, Richard (Men's Golf)  
 Bova, Craig (Baseball)  
 Davis, Stephen (Men's Golf)  
 Denham, Craig (Men's Golf)  
 Flynn, Jolene (Women's Track)  
 Grant, Lindsay (Women's Soccer)  
 Haas, Ashley (Women's Soccer)  
 Henley, William (Baseball)  
 Hill, Mark (Men's Soccer)  
 Hutcheson, Summer (Women's Cross Country)  
 Johnson, Jessica (Softball)  
 Lukash, Nicole (Women's Cross Country)  
 McCormick, Terri (Softball)  
 McLean, Iain (Men's Golf)  
 Nations, Meredith (Softball)  
 Nyman, Marina (Women's Tennis)  
 Payne, Dewey (Baseball)  
 Powell, Sumer (Women's Tennis)  
 Reynolds, Matthew (Baseball)  
 Sims, Vanessa (Women's Soccer)

Smith, Christy (Women's Basketball)  
 Spradley, Tonja (Women's Basketball)  
 Stevenson, Alastair (Men's Cross Country)  
 Thomas, Melissa (Softball)

### **Spring Hill**

#### **William Carey**

Browning, Hanan (Baseball)  
 Burt, Eric (Men's Basketball)  
 Casanave, Donnie (Women's Basketball)  
 Cole, Cherie (Softball)  
 Daniel, Breck (Baseball)  
 Gregg, Neal (Baseball)  
 Hale Courtnet (Softball)  
 Herrington, Joey (Baseball)  
 Hobgood, David (Baseball)  
 Howard, Carissa (Women's Basketball)  
 Johnson, Tomone (Baseball)  
 Jones, Dereta (Women's Basketball)  
 Keyes, Wesley (Baseball)  
 Lee, Chris (Baseball)  
 Lewis, Rhonda (Women's Basketball)  
 Lindner, Eugene (Baseball)  
 McBeth, Loren (Softball)  
 McCarter, Amanda (Softball)  
 Morgan, Jennie (Softball)  
 Morris, Kim (Women's Basketball)  
 Rawson, Heather (Softball)  
 Revere, Brooke (Women's Basketball)  
 Richardson, Reginald (Baseball)  
 Rustin, Brent (Baseball)  
 Searcy, Beth (Softball)  
 Slater, Stacey (Softball)  
 Stinson, Allen (Men's Basketball)  
 Stockstill, Cayne (Baseball)  
 Stringer, Ryan (Baseball)  
 Thomas, Rebecca (Softball)  
 Wheaton, Artha (Men's Basketball)

#### **Xavier University**

Berry, Youshea (Cross Country)  
 Brooks, Jim (Cross Country)  
 Butler, Royce (Basketball)  
 Dakie, Igor (Tennis)  
 Dennis, Michelle (Tennis)  
 Olden, Toi (Tennis)  
 Jessie, Elliot (Tennis)  
 Richards, Shannon (Cross Country)  
 Rogers, Dana (Tennis)  
 Shaw, Bryan (Tennis)  
 Udunka, Simeon (Cross Country)  
 Walker, Nija (Basketball)



**GCAC CALENDAR**  
1998-1999

October	5	Coaches' and Committee Meeting, Southern University - Tougaloo
October	6	GCAC Fall Meeting, Southern University - Tougaloo
October	10-14	NAIA National Convention, Kansas City, MO
November	4-7	Soccer Playoffs, at highest seed team
November	7	Men's/Women's Cross Country Championship, New Orleans or Mobile
November	14-17	Men's Golf Tournament, Magnolia Grove, Mobile
March	4-6	Men's/Women's Basketball Tournament, University of South Alabama, Mobile
April	15-17	Men's and Women's Tennis Tournament, Gulfport (William Carey)
April	23-24	Softball Tournament, TBA
April	26	Coaches' and Committee Meeting, William Carey College
April	27	GCAC Spring Meeting, William Carey College
April 28- May 1		Baseball Tournament, at the highest seed team