

# GULF COAST ATHLETIC CONFERENCE



## 1997-1998 DIRECTORY

**TABLE OF CONTENTS 1997-1998**

|  |    |
|--|----|
| Conference History .....   | 2  |
| GCAC Officers .....  | 3  |
| GCAC Eligibility Committee .....                                 | 4  |
| GCAC Sports Committee Chairs .....                               | 4  |
| GCAC Executive Committe .....                                    | 5  |
| <b>Member Information and Team Basketball Statistics 1996-97</b> |    |
| Belhaven College .....   | 6  |
| Dillard University .....   | 8  |
| Louisiana College .....  | 10 |
| Loyola University .....  | 12 |
| University of Mobile .....                                       | 14 |
| Southern University in New Orleans .....                         | 16 |
| Spring Hill College .....  | 18 |
| Tougaloo College .....   | 20 |
| William Carey College .....                                      | 22 |
| Xavier University .....  | 24 |
| <b>Basketball Statistics, 1996-97 Season</b>                     |    |
| Conference Men's Statistics .....                                | 26 |
| Individual .....   | 27 |
| Season Records .....   | 28 |
| Individual Game Records .....                                    | 29 |
| All Conference Team .....  | 30 |
| Women's All Conference Team .....                                | 31 |
| Conference Women's Statistics .....                              | 32 |
| Individual .....   | 33 |
| Season Records .....   | 34 |
| Individual Game Records .....                                    | 35 |
| 1997-98 Basketball Schedule .....                                | 36 |
| 1998 Baseball Schedule .....                                     | 37 |
| <b>Baseball Statistics 1997</b>                                  |    |
| Belhaven College .....   | 38 |
| Louisiana College .....  | 39 |
| Loyola University .....  | 40 |
| University of Mobile .....                                       | 41 |
| Spring Hill College .....  | 42 |
| William Carey College .....                                      | 43 |
| Conference Records .....   | 44 |
| <b>Baseball Standings and Statistics</b> .....                   | 45 |
| All Conference Team .....  | 47 |
| All-Conference Softball .....                                    | 48 |
| All-Conference Cross Country .....                               | 49 |
| All-Conference Soccer Team .....                                 | 50 |
| All-Conference Golf .....  | 51 |
| GCAC Champions 1981-1996 .....                                   | 52 |
| Schools Competing (By Sport) .....                               | 54 |
| GCAC Honor Roll .....  | 55 |
| GCAC 1996-1997 Calendar .....                                    | 58 |

## HISTORY

The Gulf Coast Athletic Conference developed out of a series of meetings held over a period of almost four years. A number of private four-year schools in the Gulf Coast region with similar educational standards, enrollments, budgets, and athletic philosophies mutually felt the need for a conference.

In April and May, 1981, a constitution was developed, officers were elected and the decision was made to proceed with conference competition during the 1981-82 school year. Charter officers were Anthony M. Rachal, Jr., Xavier University, president; John Burton, Spring Hill College, vice-president; Mark Windham, Belhaven College, secretary-treasurer; and Thomas Howell, Louisiana College, commissioner. Charter members were Belhaven College of Jackson, Mississippi; Dillard University and Xavier University of New Orleans, Louisiana; Louisiana College of Pineville, Louisiana; Spring Hill College of Mobile, Alabama; Tougaloo College of Tougaloo, Mississippi; and William Carey College of Hattiesburg, Mississippi.

In August, 1981, the GCAC received recognition as an NAIA Affiliated Conference. The University of Mobile, Alabama was admitted in October, 1985, Southern University in New Orleans was granted admission in May, 1986, and Loyola University was admitted in April, 1995, rounding out present membership.

### Past Presidents:

|                           |                                       |         |
|---------------------------|---------------------------------------|---------|
| Anthony M. Rachal, Jr.    | Xavier University                     | 1981-82 |
| John Burton               | Spring Hill                           | 1982-83 |
| John Burton               | Spring Hill                           | 1983-84 |
| Charles C. Teamer, Sr.    | Dillard University                    | 1984-85 |
| Milton Wheeler            | William Carey                         | 1985-86 |
| Charles C. Teamer, Sr.    | Dillard University                    | 1986-87 |
| Billy Allgood             | Louisiana College                     | 1987-88 |
| Francis Garner            | University of Mobile                  | 1988-89 |
| Artis Davenport           | Southern University<br>In New Orleans | 1989-90 |
| Sr. Grace Mary Flickinger | Xavier University                     | 1990-91 |
| Charles C. Teamer, Sr.    | Dillard University                    | 1991-92 |
| Felix James               | Xavier University                     | 1992-93 |
| Bill Elder                | University of Mobile                  | 1993-96 |

**1997-1998  
Gulf Coast Athletic Conference Officers**

**President:** ..... **Sr. Grace Mary Flickinger, Xavier**  
 ..... Phone: 504-483-7526 ..... Home: 504-482-0917  
 ..... Fax: 504-485-7918 ..... Email: gflickin@xula.edu

**Vice President:** ..... **Dr. Vincent Johnson, SUNO**  
 ..... Phone: 504-286-5514 ..... Home: 504-254-0581

**Secretary-Treasurer:** ..... **Mrs. Grace Beall, La College**  
 ..... Home: 318-473-1983

**Commissioner:** ..... **Dr. Thomas Howell, La College**  
 ..... Phone 318-487-7102 ..... Home: 318-442-3179 .....  
 ..... Fax: 318-487-7288 ..... Email: howell@andria.lacollege.edu

**Conference Information Director:** ..... **Becky Clark, University of Mobile**  
 ..... Phone: 334-675-5990 Ext. 263

**Supervisor of Officials: (Basketball)**

..... **Mr. Bob Collins (Sec.-Diane Collins)**  
 ..... P.O. Box 4514  
 ..... Biloxi, MS 39531  
 ..... Phone: 601-896-4511  
 ..... Home: 601-896-7373

**Supervisor of Officials: (Women's Division)**

..... **Mr. Greg Federico**  
 ..... 500 West Esplanade, #288  
 ..... Metairie, LA 70006  
 ..... Phone: 504-887-3507  
 ..... Home: 601-452-3564  
 ..... Fax: 504-887-8140

**Conference Faculty Athletic Rep:** ..... **Sr. Grace Mary Flickinger, Xavier**  
 ..... Phone 504-483-1526 ..... Home: 504-482-0917

**Conference Registrar:** ..... **Mrs. Barbara Smith, University of Mobile**  
 ..... Phone: 334-675-5990 ext. 203

**GCAC Eligibility Committee**

Sr. Grace Mary Flickinger ..... Xavier  
Dr. Bill Penn ..... Bellhaven  
Dr. Vincent Johnson ..... SUNO

**Sports Committee Chairs**

Men's Basketball ..... Jerry Loyd  
Women's Basketball ..... James Walker  
Men's and Women's Cross Country ..... Scott Simmons  
Men's and Women's Track and Field ..... Steve Kalbaugh  
Baseball ..... Frank Sims  
Softball ..... Mary Ann Jennings  
Golf ..... Terry Hopper  
Men's and Women's Tennis ..... Derrick Racine  
Men's Soccer ..... Doug Stovall  
Women's Soccer ..... Uwe Tittle

**GCAC EXECUTIVE COMMITTEE**

|                         |                           |
|-------------------------|---------------------------|
| Belhaven .....          | Dr. Bill Penn             |
| Dillard .....           | Dr. Graham Matthews       |
| Louisiana College ..... | Dr. Wayne McGraw          |
| Loyola University ..... | Dr. Greg Edmonds          |
| Mobile .....            | Dr. Donald Berry          |
| SUNO .....              | Dr. Vincent Johnson       |
| Spring Hill .....       | Dr. Daniel Cyphert        |
| Tougaloo .....          | Dr. James Coleman         |
| William Carey .....     | Dr. E. Milton Wheeler     |
| Xavier .....            | Sr. Grace Mary Flickinger |

# BELHAVEN COLLEGE



Address: 1500 Peachtree St.  
Jackson, Ms 39202

Nickname: Blazers.Lady Blazers  
Colors: Green and Gold  
President: Dr. Roger Parrott

Enrollment: 1100

Fieldhouse: Heidelberg (seats 600)

General Information:

601-968-5956

Fax Number:

601-968-8754

Athletic Director: ..... Dr. Joe Cole  
..... Phone: 601-968-5986 ..... Home: 601-899-5467

Coaching Staff:

..... Men's Basketball Head ..... Tony Duckworth  
..... Phone 601-968-5936 ..... Home: 601-898-1690

..... Women's Basketball Head ..... Alyse Wells  
..... Phone: 601-968-8812 ..... Home: 601-981-7815

..... Baseball Head ..... Mike Hutcheon  
..... Phone: 601-968-5984 ..... Home: 601-353-0845

..... Men's and Women's Tennis Head ..... John Blackwell  
..... Phone: 601-968-5953 ..... Home: 601-853-4997

..... Men's Soccer ..... Hannibal Najjar  
..... Phone: 601-965-7013 ..... Home: 601-824-7415

..... Women's Soccer ..... Hannibal Najjar  
..... Phone: 601-965-7013 ..... Home: 601-824-7415

..... Women's Softball Head ..... Alyse Wells  
..... Phone: 601-968-8812 ..... Home: 601-981-7815

..... Cross Country Head ..... Mike Hutcheon  
..... Phone: 601-968-5984 ..... Home: 601-353-0845

Sports Information/Publicity ..... Cille Norman  
..... Phone: 601-968-5930

Faculty Athletic Representative ..... Bill Penn  
..... Phone: 601-968-5966

Registrar ..... Mrs. Carol Busbee  
..... Phone: 601-968-5922 ..... Home: 601-825-6660

## BELHAVEN COLLEGE MEN'S BASKETBALL STATISTICS

| PLAYERS       | 2-PT      |                 |             | 3-PT           |             |                | TOTAL       |                  | TOTAL          |            | REB-AVG    | AST TO    | BL         | ST         | PF |
|---------------|-----------|-----------------|-------------|----------------|-------------|----------------|-------------|------------------|----------------|------------|------------|-----------|------------|------------|----|
|               | GA        | GM-FGA          | PCT         | FGM-FGA        | PCT         | FIM-FTA        | PCT         | PTS-AVG          | PTS-AVG        |            |            |           |            |            |    |
| Debeljuh      | 29        | 95-229          | 41.5        | 32-89          | 36.0        | 84-127         | 66.1        | 306-10.6         | 85-2.9         | 35         | 51         | 1         | 25         | 81         |    |
| Trotter       | 16        | 50-91           | 54.9        | 8-25           | 32.0        | 5-18           | 27.8        | 113-7.1          | 31-1.9         | 21         | 20         | 1         | 24         | 23         |    |
| Pledger       | 32        | 103-201         | 51.2        | 34-72          | 47.2        | 87-100         | 87.0        | 327-10.2         | 118-3.7        | 48         | 113        | 59        | 3          | 56         |    |
| Grisham       | 17        | 11-26           | 42.3        | 5-18           | 27.8        | 6-8            | 75.0        | 33-1.9           | 11-0.6         | 8          | 15         | 2         | 11         | 15         |    |
| Sviben        | 31        | 75-148          | 50.7        | 2-10           | 20.0        | 24-50          | 48.0        | 176-5.7          | 92-3.0         | 11         | 38         | 19        | 15         | 72         |    |
| Dinnon        | 27        | 36-112          | 32.1        | 22-78          | 28.2        | 4-7            | 57.1        | 98-3.6           | 58-2.1         | 19         | 18         | 0         | 14         | 19         |    |
| Robertstad    | 8         | 6-19            | 31.6        | 2-6            | 33.3        | 0-0            | 0           | 14-1.8           | 9-1.1          | 1          | 0          | 1         | 2          |            |    |
| Sensing       | 26        | 37-121          | 30.6        | 11-56          | 19.6        | 23-30          | 76.7        | 108-4.2          | 64-2.5         | 30         | 21         | 0         | 27         | 30         |    |
| Francis       | 33        | 233-494         | 47.2        | 66-177         | 37.3        | 170-233        | 73.0        | 702-21.3         | 174-5.3        | 69         | 93         | 8         | 59         | 70         |    |
| Casher        | 7         | 2-7             | 28.6        | 2-6            | 33.3        | 0-1            | 0           | 6-0.9            | 4-0.6          | 0          | 0          | 2         | 2          |            |    |
| SLAntant      | 30        | 36-101          | 35.6        | 1-9            | 11.1        | 19-43          | 44.2        | 92-3.1           | 98-3.3         | 66         | 52         | 1         | 24         | 63         |    |
| Jones         | 33        | 66-126          | 52.4        | 1-4            | 25.0        | 28-58          | 48.3        | 161-4.9          | 129-3.9        | 29         | 45         | 7         | 14         | 88         |    |
| Day           | 13        | 11-29           | 37.9        | 1-8            | 12.5        | 2-4            | 50.0        | 25-1.9           | 16-1.2         | 2          | 3          | 1         | 4          | 12         |    |
| Cashes        | 6         | 2-7             | 28.6        | 1-2            | 50.0        | 0-0            | 0           | 5-0.8            | 3-0.5          | 2          | 0          | 3         | 2          |            |    |
| Jacobs        | 10        | 59-92           | 64.1        | 1-2            | 50.0        | 25-33          | 75.8        | 144-14.4         | 55-5.5         | 7          | 17         | 6         | 11         | 19         |    |
| Bowen         | 18        | 22-49           | 44.9        | 0-0            | 0           | 16-27          | 59.3        | 60-3.3           | 49-2.7         | 4          | 12         | 1         | 4          | 28         |    |
| Williams      | 8         | 13-26           | 50.0        | 0-0            | 0           | 8-10           | 80.0        | 34-4.3           | 21-2.6         | 5          | 9          | 1         | 3          | 12         |    |
| <b>Totals</b> | <b>33</b> | <b>917-2038</b> | <b>45.0</b> | <b>197-606</b> | <b>32.5</b> | <b>533-800</b> | <b>66.6</b> | <b>2564-77.7</b> | <b>1121-34</b> | <b>440</b> | <b>489</b> | <b>53</b> | <b>312</b> | <b>621</b> |    |

## BELHAVEN COLLEGE WOMEN'S BASKETBALL STATISTICS

| PLAYERS        | 2-PT      |                 |             | 3-PT           |             |                | TOTAL       |                  | TOTAL           |            | REB-AVG    | AST TO    | BL         | ST         | PF |
|----------------|-----------|-----------------|-------------|----------------|-------------|----------------|-------------|------------------|-----------------|------------|------------|-----------|------------|------------|----|
|                | GA        | GM-FGA          | PCT         | FGM-FGA        | PCT         | FIM-FTA        | PCT         | PTS-AVG          | PTS-AVG         |            |            |           |            |            |    |
| Adams          | 26        | 115-336         | 34.2        | 10-47          | 21.3        | 66-88          | 75.0        | 306-11.8         | 143-5.5         | 22         | 48         | 4         | 20         | 77         |    |
| Barr           | 28        | 112-237         | 47.3        | 0-0            | 0           | 30-62          | 48.4        | 254-9.1          | 136-4.9         | 18         | 71         | 11        | 19         | 88         |    |
| Cadsen         | 0         | 0-0             | 0           | 0-0            | 0           | 0-0            | 0           | 0-0              | 0-0             | 0          | 0          | 0         | 0          | 0          |    |
| D'Amores       | 2         | 1-1             | 1.0         | 0-0            | 0           | 0-0            | 0           | 2-1.0            | 0-0             | 1          | 0          | 0         | 0          | 0          |    |
| Denson         | 27        | 33-124          | 26.6        | 4-30           | 13.3        | 22-35          | 62.9        | 92-3.4           | 71-2.6          | 23         | 107        | 0         | 29         | 51         |    |
| Graham         | 10        | 5-18            | 27.8        | 1-8            | 12.5        | 8-14           | 57.1        | 19-1.9           | 6-0.6           | 15         | 0          | 3         | 6          |            |    |
| Haney          | 28        | 122-397         | 30.7        | 44-164         | 26.8        | 86-141         | 61.0        | 374-13.4         | 189-6.8         | 50         | 123        | 4         | 64         | 77         |    |
| Huff           | 27        | 69-242          | 28.5        | 31-102         | 30.4        | 52-86          | 60.5        | 221-8.2          | 118-4.4         | 22         | 86         | 2         | 53         | 92         |    |
| Peters         | 7         | 1-4             | 25.0        | 0-0            | 0           | 0-0            | 0           | 2-3              | 7-1.0           | 7          | 0          | 2         | 2          |            |    |
| Sweeney        | 2         | 0-1             | 0           | 0-0            | 0           | 0-0            | 0           | 0-0              | 2-1.0           | 1          | 0          | 0         | 0          |            |    |
| Valder         | 2         | 0-0             | 0           | 0-0            | 0           | 0-0            | 0           | 0-0              | 0-0             | 0          | 1          | 0         | 0          |            |    |
| Waits          | 4         | 0-1             | 0           | 0-1            | 0           | 0-0            | 0           | 0-0              | 0-0             | 0          | 1          | 0         | 0          | 1          |    |
| Williams       | 9         | 0-2             | 0           | 0-0            | 0           | 0-0            | 0           | 1-0.3            | 2               | 0          | 0          | 0         | 0          |            |    |
| Wilson         | 25        | 31-158          | 19.6        | 6-24           | 25.0        | 16-37          | 43.2        | 1-0.1            | 5-0.6           | 8          | 0          | 0         | 2          |            |    |
| Yeager         | 21        | 5-16            | 31.3        | 0-0            | 0           | 2-8            | 25.0        | 4-3.4            | 78-3.1          | 28         | 89         | 1         | 15         | 63         |    |
| Casper         | 4         | 0-0             | 0           | 0-0            | 0           | 0-1            | 0           | 12-0.6           | 45-2.1          | 3          | 17         | 0         | 2          | 22         |    |
| Kramer         | 0         | 0-0             | 0           | 0-0            | 0           | 0-0            | 0           | 0-0              | 19-4.8          | 0          | 0          | 0         | 0          | 0          |    |
| Ramsey         | 0         | 0-0             | 0           | 0-0            | 0           | 0-0            | 0           | 0-0              | 0-0             | 0          | 0          | 0         | 0          | 0          |    |
| <b>Totals:</b> | <b>28</b> | <b>832-1890</b> | <b>44.0</b> | <b>142-345</b> | <b>41.2</b> | <b>357-575</b> | <b>62.1</b> | <b>2163-77.2</b> | <b>859-30.7</b> | <b>172</b> | <b>578</b> | <b>22</b> | <b>207</b> | <b>481</b> |    |



# Dillard University

Address: 2601 Gentilly Blvd.  
New Orleans, LA 70122

Enrollment: 1550

Fieldhouse: A.W. Dent (seats 3500)

Fax Number: 504-286-4882

Nickname: Blue Devils, Devilettes

Colors: Royal Blue and White

President: Dr. Michael Lomax



**BLUE DEVILS**

Athletic Director ..... Mr. Jerry Loyd  
..... Phone: 504-286-4753 ..... Home: 504-242-2598

Coaching Staff:

..... Men's Basketball Head ..... Jerry W. Loyd  
..... Phone: 504-286-4753 ..... Home: 504-242-2598

..... Women's Basketball Head ..... Ms. Leslie Harris  
..... Phone: 504-286-4752 ..... Home: 504-283-5807

..... Tennis Coach ..... James E. Branche  
..... Phone: 504-286-4754

..... Cross Country Head ..... Mark Cook  
..... Phone: 504-286-4755 ..... Home: 504-242-5041

Sports Information/Publicity: Each head coach is responsible.

Faculty Athletic Representative ..... Dr Graham Matthews  
..... Phone: 504-286-4843

Registrar ..... Joy Shelvin  
..... Phone: 504-286-4683

## DILLARD UNIVERSITY MEN'S BASKETBALL STATISTICS

| PLAYERS       | 2-PT      |                 | 3-PT        |               | TOTAL       |                | TOTAL       |                  | REB-AVG          | AST TO     | BL         | ST         | PF         |            |
|---------------|-----------|-----------------|-------------|---------------|-------------|----------------|-------------|------------------|------------------|------------|------------|------------|------------|------------|
|               | GA        | GM-FGA          | PCT         | FGM-FGA       | PCT         | FIM-FIA        | PCT         | PTS-AVG          |                  |            |            |            |            |            |
| Semple        | 33        | 158-276         | 57.2        | 0-1           | 0           | 90-156         | 57.7        | 406-12.3         | 207-6.3          | 23         | 79         | 23         | 22         | 97         |
| Williams      | 29        | 135-256         | 52.7        | 0-0           | 0           | 69-101         | 68.3        | 339-11.7         | 226-7.8          | 12         | 48         | 23         | 8          | 75         |
| Thomas        | 32        | 96-211          | 45.5        | 14-41         | 34.1        | 60-93          | 64.5        | 266-8.3          | 70-2.2           | 75         | 88         | 3          | 39         | 79         |
| Henderson     | 21        | 79-188          | 42.0        | 24-54         | 44.4        | 83-104         | 79.8        | 265-12.6         | 74-3.5           | 86         | 67         | 2          | 52         | 54         |
| Barbin        | 30        | 99-207          | 47.8        | 8-37          | 21.6        | 47-81          | 58.0        | 253-8.4          | 81-2.7           | 39         | 40         | 4          | 40         | 52         |
| Burras        | 18        | 78-156          | 50.0        | 0-11          | 0.0         | 84-112         | 75          | 240-13.3         | 120-6.7          | 23         | 41         | 15         | 31         | 42         |
| Mitchell      | 24        | 44-108          | 40.7        | 11-35         | 31.4        | 43-66          | 65.2        | 142-5.9          | 69-2.9           | 18         | 43         | 4          | 24         | 49         |
| Rodney        | 26        | 38-80           | 47.5        | 0-0           | 0.0         | 26-40          | 65.0        | 102-3.9          | 67-2.6           | 4          | 15         | 27         | 4          | 40         |
| Miller        | 28        | 43-84           | 51.2        | 3-6           | 50.0        | 12-22          | 54.5        | 101-3.6          | 43-1.5           | 40         | 43         | 3          | 21         | 40         |
| Rachal        | 31        | 35-59           | 59.3        | 0-0           | 0.0         | 21-31          | 64.5        | 90-2.9           | 103-3.3          | 6          | 16         | 17         | 11         | 40         |
| Scott         | 29        | 22-73           | 30.1        | 12-37         | 32.4        | 8-14           | 57.1        | 64-2.2           | 51-1.8           | 18         | 23         | 0          | 16         | 26         |
| Thomas        | 22        | 20-40           | 50.0        | 0-0           | 0.0         | 21-30          | 70.0        | 61-2.8           | 33-1.5           | 2          | 10         | 6          | 2          | 34         |
| Anderson      | 12        | 14-20           | 70.0        | 1-3           | 33.3        | 14-19          | 73.7        | 43-3.6           | 22-1.8           | 2          | 10         | 1          | 1          | 10         |
| Carter        | 12        | 13-50           | 26.0        | 8-32          | 25.0        | 8-9            | 88.9        | 42-3.5           | 27-2.3           | 13         | 16         | 2          | 14         | 17         |
| Walls         | 15        | 12-35           | 34.3        | 3-14          | 21.4        | 12-14          | 85.7        | 39-2.6           | 11-0.7           | 4          | 15         | 0          | 5          | 13         |
| Nedd          | 3         | 0-3             | 0.0         | 0-0           | 00.0        | 1-2            | 50.0        | 1-0.3            | 2-0.7            | 3          | 0          | 3          | 0          |            |
| <b>Totals</b> | <b>33</b> | <b>886-1846</b> | <b>48.0</b> | <b>84-271</b> | <b>31.0</b> | <b>598-894</b> | <b>66.9</b> | <b>2454-74.4</b> | <b>1244-37.7</b> | <b>366</b> | <b>561</b> | <b>132</b> | <b>291</b> | <b>668</b> |

## DILLARD UNIVERSITY WOMEN'S BASKETBALL STATISTICS

| PLAYERS      | 2-PT      |                 | 3-PT        |                | TOTAL       |                | TOTAL       |             | REB-AVG          | AST TO     | BL         | ST        | PF         |            |
|--------------|-----------|-----------------|-------------|----------------|-------------|----------------|-------------|-------------|------------------|------------|------------|-----------|------------|------------|
|              | GA        | GM-FGA          | PCT         | FGM-FGA        | PCT         | FIM-FIA        | PCT         | PTS-AVG     |                  |            |            |           |            |            |
| Johnson      | 27        | 116-294         | 39.5        | 22-75          | 29.3        | 104-150        | 69.3        | 359-13.3    | 86-3.2           | 108        | 120        | 4         | 52         | 87         |
| Rochon       | 31        | 149-311         | 47.9        | 0-3            | 0.0         | 44-79          | 55.7        | 342-11.0    | 315-10.2         | 44         | 112        | 23        | 62         | 101        |
| Lipscomb     | 29        | 101-239         | 42.3        | 47-127         | 37.0        | 68-86          | 79.1        | 317-10.9    | 54-1.9           | 47         | 64         | 5         | 53         | 61         |
| Nash         | 31        | 130-251         | 51.8        | 1-1            | 100.0       | 63-118         | 53.4        | 324-10.5    | 224-7.2          | 19         | 85         | 10        | 34         | 78         |
| Satcher      | 31        | 118-288         | 41.0        | 32-100         | 32.0        | 53-87          | 60.9        | 321-10.4    | 163-5.3          | 114        | 110        | 5         | 62         | 74         |
| Williams     | 15        | 33-70           | 47.1        | 0-0            | 0.0         | 19-32          | 59.4        | 85-5.7      | 76-5.1           | 3          | 28         | 1         | 6          | 25         |
| Dismuko      | 22        | 42-88           | 47.7        | 0-1            | 0.0         | 17-31          | 54.8        | 101         | 62.2             | 13         | 39         | 0         | 6          | 18         |
| Jones        | 25        | 39-82           | 47.6        | 0-0            | 0.0         | 13-24          | 54.2        | 91-3.6      | 77-3.1           | 3          | 22         | 6         | 4          | 37         |
| Rodriguez    | 11        | 14-50           | 28.0        | 0-0            | 0.0         | 10-25          | 40.0        | 38          | 42-3.8           | 11         | 20         | 1         | 8          | 25         |
| Stewart      | 10        | 11-20           | 55.0        | 0-0            | 0.0         | 5-8            | 62.5        | 27-2.7      | 17-1.7           | 4          | 8          | 0         | 2          | 16         |
| Johnson      | 22        | 20-69           | 29.0        | 0-4            | 0.0         | 19-30          | 63.3        | 59-2.7      | 32-1.5           | 10         | 27         | 1         | 8          | 23         |
| London       | 14        | 9-31            | 29.0        | 0-0            | 0.0         | 11-21          | 52.4        | 29-2.1      | 10-0.7           | 5          | 15         | 1         | 8          | 8          |
| Tatum        | 9         | 7-15            | 46.7        | 1-2            | 50.0        | 3-9            | 33.3        | 18-2.0      | 4-0.4            | 5          | 0          | 2         | 8          |            |
| Cain         | 7         | 4-8             | 50.0        | 0-0            | 0.0         | 1-2            | 50.0        | 9-1.3       | 6-0.9            | 4          | 0          | 0         | 9          |            |
| Wilson       | 7         | 3-11            | 27.3        | 0-1            | 0.0         | 0-1            | 0.0         | 6-0.9       | 5-0.7            | 6          | 0          | 0         | 2          |            |
| Anyango      | 10        | 3-9             | 33.3        | 0-0            | 0.0         | 0-1            | 0.0         | 6-0.6       | 6-0.6            | 11         | 0          | 2         | 2          |            |
| <b>Total</b> | <b>31</b> | <b>799-1836</b> | <b>43.5</b> | <b>103-314</b> | <b>32.8</b> | <b>430-704</b> | <b>61.1</b> | <b>2131</b> | <b>1235-39.8</b> | <b>390</b> | <b>680</b> | <b>57</b> | <b>309</b> | <b>567</b> |

# Louisiana College

Address: 1140 College Drive  
Pineville, LA 71359

Nickname: Wildcats, Lady Wildcats

Colors: Orange & Blue

President: Dr. Rory Lee

Enrollment: 1150

Fieldhouse: H.O West(seats 4200)

General Information: 318-487-7011

Fax Number: 318-487-7174



## WILDCATS

Athletic Director ..... Dr. Randy Dietz

..... Phone: 318-487-7131 ..... Home: 318-445-3767

Coaching Staff:

..... Men's Basketball Head ..... Gene Rushing

..... Phone: 318-487-7503 ..... Home: 318-640-8497

..... Assistant ..... Alan Tinsley

..... Phone: 318-487-7503 ..... Home: 318-487-7735

..... Women's Basketball Head ..... Billy Brooks

..... Phone: 318-487-7502 ..... Home: 318-640-5194

..... Assistant ..... Lori McGaha

..... Phone: 318-487-7430 ..... Home: 318-487-8459

..... Baseball Head ..... Billy Allgood

..... Phone: 318-487-7322 ..... Home: 318-640-0197

..... Assistant ..... Kevin McGeehee

..... Softball Head ..... Dr. Randy Dietz

..... Phone: 318-487-7131 ..... Home: 318-445-3767

..... Men's Cross Country ..... Alan Tinsley

..... Phone: 318-487-7503 ..... Home: 318-487-7735

..... Women's Cross Country ..... Lori McGaha

..... Phone: 318-487-7430 ..... Home: 318-487-8459

..... Women's Tennis ..... Patrick Serrett

..... Phone: 318-487-4141 ..... Home: 318-445-9440

Sports Information/Publicity ..... Derald Harris

..... Phone: 318-487-7194 ..... Home: 318-443-3893

Intramural Director ..... Dr. Wayne Jacobs

..... Phone: 318-487-7603 ..... Home: 318-448-4778

Faculty Athletic Representative ..... Dr. Wayne McGraw

..... Phone: 318-487-7650 ..... Home: 318-473-1983

Registrar ..... Alan Mobley

..... Phone: 318-487-7222 ..... Home: 318-640-1291

## LOUISIANA COLLEGE MEN'S BASKETBALL STATISTICS

| PLAYERS   | 2-PT |          |      | 3-PT    |      | TOTAL   |      | TOTAL     |         |     |     |    |     |     |
|-----------|------|----------|------|---------|------|---------|------|-----------|---------|-----|-----|----|-----|-----|
|           | GA   | GM-FGA   | PCT  | FGM-FGA | PCT  | FTN-FTA | PCT  | PTS-AVG   | REB-AVG | AST | TO  | BL | ST  | PF  |
| Brairwick | 9    | 2-5      | 40.4 | 1-2     | 50.0 | 1-2     | 50.0 | 6-0.7     | 2-0.2   | 1   | 2   | 0  | 1   | 2   |
| Magee     | 26   | 168-396  | 42.4 | 49-156  | 31.4 | 93-130  | 71.5 | 478-18.4  | 74-2.8  | 61  | 52  | 0  | 38  | 39  |
| Mitchell  | 18   | 10-33    | 30.3 | 6-22    | 27.3 | 5-8     | 62.5 | 31-1.7    | 10-0.6  | 5   | 5   | 0  | 7   | 18  |
| Googe     | 25   | 51-122   | 41.8 | 32-84   | 38.1 | 14-17   | 82.4 | 148-5.9   | 40-1.6  | 25  | 18  | 1  | 20  | 27  |
| Gray      | 26   | 41-129   | 31.8 | 13-53   | 24.5 | 17-27   | 63.0 | 112-4.3   | 86-3.3  | 135 | 78  | 3  | 41  | 54  |
| Anderson  | 26   | 83-183   | 45.4 | 13-42   | 31.0 | 46-65   | 70.8 | 225-8.7   | 97-3.7  | 25  | 36  | 2  | 23  | 57  |
| Taylor    | 26   | 94-266   | 35.3 | 65-188  | 34.6 | 34-44   | 77.3 | 287-11.0  | 104-4.0 | 73  | 47  | 14 | 35  | 94  |
| Sykes     | 3    | 13-27    | 48.4 | 0-3     | 0    | 4-5     | 80.0 | 30-10.0   | 11-3.7  | 8   | 7   | 0  | 7   | 4   |
| Thweatt   | 26   | 189-352  | 53.7 | 8-38    | 21.1 | 108-177 | 61.0 | 494-19.0  | 178-6.9 | 33  | 57  | 12 | 23  | 86  |
| Hickman   | 25   | 35-98    | 35.7 | 8-33    | 24.2 | 25-42   | 59.5 | 103-4.1   | 75-3.0  | 14  | 28  | 6  | 5   | 63  |
| Abii      | 26   | 50-121   | 41.3 | 3-7     | 42.9 | 16-37   | 43.2 | 119-4.6   | 104-4.0 | 16  | 29  | 7  | 12  | 69  |
| Totals    | 26   | 833-1615 | 42.5 | 198-628 | 31.5 | 363-554 | 65.5 | 2033-78.2 | 911-35  | 396 | 366 | 45 | 213 | 513 |

## LOUISIANA COLLEGE WOMEN'S BASKETBALL STATISTICS

| PLAYERS   | 2-PT |          |      | 3-PT    |      | TOTAL   |       | TOTAL     |          |     |     |    |     |     |
|-----------|------|----------|------|---------|------|---------|-------|-----------|----------|-----|-----|----|-----|-----|
|           | GA   | GM-FGA   | PCT  | FGM-FGA | PCT  | FTN-FTA | PCT   | PTS-AVG   | REB-AVG  | AST | TO  | BL | ST  | PF  |
| Arthur    | 14   | 11-30    | 36.7 | 8-24    | 33.3 | 5-10    | 50.0  | 35-2.5    | 13-9     | 4   | 15  | 0  | 0   | 10  |
| Briggs    | 29   | 59-191   | 30.9 | 25-78   | 32.1 | 26-44   | 59.0  | 169-5.8   | 75-2.6   | 65  | 62  | 2  | 45  | 67  |
| Smith     | 11   | 8-25     | 32.0 | 2-3     | 66.7 | 4-4     | 100.0 | 22-2.0    | 8-0.7    | 3   | 3   | 0  | 2   | 3   |
| Sepulvado | 26   | 82-169   | 48.5 | 0-3     | 0.0  | 36-60   | 60.0  | 200-7.0   | 140-5.4  | 29  | 44  | 6  | 20  | 57  |
| King      | 7    | 1-10     | 10.0 | 0-1     | 0.0  | 1-1     | 100.0 | 3-0.4     | 4-0.6    | 6   | 8   | 0  | 4   | 4   |
| Hinkston  | 29   | 50-144   | 34.7 | 5-25    | 20.0 | 30-46   | 65.2  | 135-4.7   | 45-1.6   | 65  | 83  | 1  | 42  | 59  |
| Small     | 28   | 151-344  | 43.9 | 30-92   | 32.6 | 127-175 | 72.5  | 459-16.4  | 119-4.3  | 185 | 143 | 3  | 66  | 88  |
| Conner    | 29   | 71-172   | 41.3 | 27-89   | 30.3 | 29-46   | 63.0  | 198-6.8   | 79-2.7   | 22  | 48  | 6  | 55  | 34  |
| Kaiser    | 29   | 65-215   | 30.2 | 41-143  | 28.7 | 10-15   | 66.7  | 181-6.2   | 80-2.8   | 14  | 25  | 0  | 27  | 43  |
| Caston    | 27   | 45-86    | 52.3 | 0-2     | 0.0  | 57-80   | 71.25 | 147-5.4   | 118-4.4  | 15  | 34  | 9  | 31  | 72  |
| Gonzales  | 29   | 97-203   | 47.8 | 0-0     | 0.0  | 33-87   | 37.9  | 227-7.8   | 151-5.2  | 30  | 59  | 22 | 38  | 74  |
| Daniel    | 29   | 124-228  | 54.4 | 0-0     | 0.0  | 59-116  | 50.8  | 307-10.6  | 225-7.8  | 12  | 44  | 18 | 31  | 77  |
| Whitewood | 23   | 24-68    | 35.3 | 6-20    | 30.0 | 13-22   | 59.0  | 67-2.9    | 28-1.2   | 5   | 15  | 0  | 7   | 18  |
| Totals    | 29   | 788-1885 | 41.8 | 144-480 | 30.0 | 430-706 | 60.9  | 2150-74.1 | 1239-5.3 | 455 | 596 | 65 | 371 | 608 |

# Loyola University

Address: 6363 St. Charles Ave.  
New Orleans, LA 70118  
Enrollment: 5,000  
Fieldhouse: The Den (Loyola Sports Complex)  
Fax Number: 504-865-3081

Nickname: Wolfpack  
Colors: Maroon and Gold  
President: Rev. Bernard P. Knoth

|   |                          |
|---|--------------------------|
| <u>Athletic Director</u> .....                              | <u>Craig Bogar</u>       |
| ..... Phone: 504-865-3137 .....                             | Home: 504-241-0593       |
| <u>Assistant Athletic Director</u> .....                    | <u>Jerry Hernandez</u>   |
| ..... Phone: 504-865-3080 .....                             | Home: 504-834-2818       |
| <u>Assistant Athletic/Sports Information Director</u> ..... | <u>Steve Kalbaugh</u>    |
| ..... Phone: 504-865-2056 .....                             | Home: 504-887-0534       |
| <u>Assistant Athletic Director</u> .....                    | <u>Dobee Plaisance</u>   |
| ..... Phone: 504-865-3577 .....                             | Home: 504-361-3008       |
| <u>Coaching Staff:</u>                                      |                          |
| ..... <u>Men's Basketball Head</u> .....                    | <u>Jerry Hernandez</u>   |
| ..... Phone: 504-865-3080 .....                             | Home: 504-834-2818       |
| ..... Assistant .....                                       | John Branch              |
| ..... <u>Women's Basketball Head</u> .....                  | <u>Dobee Plaisance</u>   |
| ..... Phone: 504-865-3577 .....                             | Home: 504-361-3008       |
| ..... Assistant .....                                       | Sidney Lawrence          |
| ..... <u>Baseball Head</u> .....                            | <u>Don Moreau</u>        |
| ..... Phone: 504-865-3082 .....                             | Home: 504-394-2644       |
| ..... Assistant .....                                       | Brent Simpson            |
| ..... <u>Track/Cross Country (Men &amp; Women)</u> .....    | <u>Steve Kalbaugh</u>    |
| ..... Phone: 504-865-3056 .....                             | Home: 504-887-0534       |
| ..... <u>Tennis Coach (Men &amp; Women)</u> .....           | <u>Jim Hunter</u>        |
| ..... Phone: 504-865-3137 .....                             | Home: 504-882-9473       |
| ..... <u>Women's Soccer</u> .....                           | <u>Emmy Therrell</u>     |
| ..... Phone: 504-865-2058 .....                             | Home: 504-834-8852       |
| ..... <u>Women's Volleyball</u> .....                       | <u>Greg Castillo</u>     |
| ..... Phone: 504-865-2057 .....                             | Home: 504-361-5931       |
| ..... Assistant: .....                                      | Jay Jay Juan             |
| <u>Faculty Athletic Representative</u> .....                | <u>Fr. David Boileau</u> |
| ..... Phone: 504-865-5543 .....                             | Home: 504-866-6006       |
| <u>Registrar</u> .....                                      | <u>Kathy Gros</u>        |
| ..... Phone: 504-865-3237                                   |                          |



## LOYOLA UNIVERSITY MEN'S BASKETBALL STATISTICS

| PLAYERS  | 2-PT |          |      | 3-PT    |      |         | TOTAL |           |           | TOTAL |     |    |     |     |  |
|----------|------|----------|------|---------|------|---------|-------|-----------|-----------|-------|-----|----|-----|-----|--|
|          | GA   | GM-FGA   | PCT  | FGM-FGA | PCT  | FTM-FTA | PCT   | PTS-AVG   | REB-AVG   | AST   | TO  | BL | ST  | PF  |  |
| Lumas    | 20   | 11-27    | 40.7 | 6-17    | 35.3 | 18-20   | 90.0  | 46-2.3    | 140.7     | 21    | 36  | 0  | 6   | 7   |  |
| Jasmine  | 30   | 111-236  | 47.0 | 2-7     | 28.6 | 99-147  | 67.3  | 323-10.8  | 124-4.1   | 31    | 63  | 11 | 44  | 52  |  |
| Haas     | 9    | 3-8      | 37.5 | 3-8     | 37.5 | 1-2     | 50.0  | 10-1.1    | 5-0.6     | 3     | 5   | 0  | 0   | 3   |  |
| Matthews | 6    | 0-5      | 0.0  | 0-5     | 0.0  | 0-1     | 0.0   | 0-0.0     | 5-0.8     | 4     | 2   | 0  | 0   | 1   |  |
| Rivera   | 30   | 117-253  | 46.2 | 32-81   | 39.5 | 109-141 | 77.3  | 375-12.5  | 98-3.3    | 125   | 105 | 1  | 44  | 65  |  |
| Leblanc  | 31   | 53-132   | 40.2 | 0-6     | 0.0  | 44-70   | 62.9  | 150-4.8   | 96-3.1    | 14    | 60  | 10 | 4   | 74  |  |
| Gantzer  | 27   | 30-58    | 51.7 | 1-3     | 33.3 | 14-20   | 70.0  | 75-2.8    | 77-2.9    | 12    | 29  | 8  | 14  | 28  |  |
| Toups    | 21   | 20-54    | 37.0 | 11-29   | 37.9 | 10-14   | 71.4  | 61-2.9    | 29-1.4    | 22    | 10  | 1  | 11  | 24  |  |
| Sanz     | 30   | 98-232   | 42.2 | 25-75   | 33.3 | 78-102  | 76.5  | 299-10.0  | 94-3.1    | 58    | 75  | 5  | 42  | 58  |  |
| Kincaid  | 31   | 97-270   | 35.9 | 45-115  | 39.1 | 43-54   | 79.6  | 282-9.1   | 62-2.0    | 22    | 34  | 4  | 18  | 22  |  |
| Leblanc  | 31   | 78-184   | 42.4 | 0-0     | 0.0  | 49-83   | 59.0  | 205-6.6   | 58-9.2    | 20    | 55  | 15 | 22  | 72  |  |
| Harden   | 9    | 3-13     | 23.1 | 0-2     | 0.0  | 4-8     | 50.0  | 10-1.1    | 6-0.7     | 1     | 3   | 0  | 2   | 6   |  |
| Zuppardo | 31   | 55-184   | 29.9 | 16-67   | 23.9 | 40-68   | 58.8  | 166-5.4   | 62-2.0    | 27    | 32  | 5  | 26  | 69  |  |
| Alfonso  | 24   | 164-318  | 51.6 | 10-36   | 27.8 | 114-161 | 70.8  | 452-18.8  | 244-10.2  | 22    | 57  | 14 | 18  | 60  |  |
| Waters   | 22   | 31-52    | 59.6 | 0-0     | 0.0  | 13-27   | 48.1  | 75-3.4    | 49-2.2    | 10    | 32  | 8  | 8   | 42  |  |
| Totals   | 31   | 871-2026 | 43.0 | 151-451 | 33.5 | 636-918 | 69.3  | 2529-81.6 | 1115-40.2 | 392   | 598 | 82 | 259 | 401 |  |

## LOYOLA UNIVERSITY WOMEN'S BASKETBALL STATISTICS

| PLAYERS    | 2-PT |          |      | 3-PT    |      |         | TOTAL |           |          | TOTAL |     |    |     |     |  |
|------------|------|----------|------|---------|------|---------|-------|-----------|----------|-------|-----|----|-----|-----|--|
|            | GA   | GM-FGA   | PCT  | FGM-FGA | PCT  | FTN-FTA | PCT   | PTS-AVG   | REB-AVG  | AST   | TO  | BL | ST  | PF  |  |
| Raimondi   | 27   | 57-91    | 62.6 | 1-12    | 8.3  | 37-59   | 62.7  | 152-5.6   | 76-2.8   | 40    | 93  | 4  | 75  | 75  |  |
| Gubera     | 28   | 36-105   | 34.3 | 3-13    | 23.1 | 36-58   | 62.1  | 111-4.0   | 71-2.5   | 71    | 118 | 4  | 41  | 84  |  |
| VandeBruin | 9    | 0-2      | 0.0  | 0-0     | 0.0  | 3-4     | 2.0   | 3-0.3     | 1-0.1    | 1     | 5   | 0  | 1   | 0   |  |
| McGraw     | 26   | 27-86    | 31.4 | 3-15    | 20.0 | 9-16    | 56.2  | 66-2.5    | 37-1.4   | 10    | 28  | 2  | 12  | 42  |  |
| Coffin     | 27   | 58-137   | 42.3 | 6-20    | 30.0 | 25-70   | 35.7  | 147-5.4   | 71-2.6   | 38    | 90  | 0  | 48  | 58  |  |
| Haskell    | 5    | 0-7      | 0.0  | 0-0     | 0.0  | 0-1     | 0.0   | 0-0.0     | 2-0.4    | 0     | 6   | 0  | 0   | 0   |  |
| Fong       | 27   | 6-34     | 17.6 | 2-19    | 10.5 | 13-19   | 68.4  | 27-1.0    | 23-0.9   | 24    | 40  | 0  | 17  | 53  |  |
| Surette    | 27   | 208-472  | 44.1 | 1-5     | 20.0 | 120-176 | 68.2  | 537-19.9  | 250-9.3  | 46    | 96  | 16 | 54  | 76  |  |
| Cernich    | 28   | 1114-223 | 51.1 | 0-1     | 0.0  | 50-99   | 50.5  | 278-9.9   | 140-5.0  | 6     | 55  | 27 | 18  | 81  |  |
| Jeffries   | 3    | 0-0      | 0.0  | 0-0     | 0.0  | 0-0     | 0.0   | 0-0.0     | 0-0.0    | 0     | 0   | 0  | 0   | 1   |  |
| McDonough  | 25   | 36-84    | 42.9 | 0-0     | 0.0  | 16-30   | 53.3  | 88-3.5    | 104-4.2  | 10    | 34  | 18 | 14  | 53  |  |
| Young      | 26   | 43-114   | 37.7 | 0-0     | 0.0  | 42-40   | 60.0  | 110-4.2   | 80-3.1   | 22    | 41  | 4  | 22  | 81  |  |
| Ronquillo  | 7    | 39-109   | 35.8 | 17-57   | 29.8 | 9-12    | 75.0  | 104-14.9  | 30-4.3   | 16    | 34  | 3  | 6   | 17  |  |
| Marino     | 17   | 62-159   | 39.0 | 29-79   | 36.7 | 31-55   | 56.4  | 184-10.8  | 56-3.3   | 60    | 94  | 6  | 30  | 64  |  |
| Totals     | 28   | 686-1623 | 42.3 | 62-221  | 28.1 | 373-639 | 58.4  | 1807-64.5 | 941-37.8 | 344   | 734 | 81 | 336 | 685 |  |

# University of Mobile

Address: P.O. Box 13220  
Mobile, AL 36663-0220  
Enrollment: 2600  
Fieldhouse: H. Austill Pharr (Seats 1500)  
Fax Number: 334-675-5332

Nickname: Rams  
Colors: Maroon and White  
Interim President: Mr. Walter Hovell



Interim Athletic Director ..... Dr. John Runda  
..... Phone: 334-675-5990 Ext. 279 ..... Home: 334-602-4901  
Secretary ..... Cindy Kelly  
..... Phone: 334-675-5990 Ext. 401

## Coaching Staff:

Men's Basketball Head ..... Scott Sanderson  
..... Phone: 334-675-5990 Ext. 288 ..... Home: 334-675-2571  
Assistant ..... Jimmy Messer  
..... Phone 334-675-5990 Ext. 399 ..... Home: 334-675-3250  
Women's Basketball Head ..... Martha Gore  
..... Phone: 334-675-5990 Ext. 260 ..... Home: 334-4456-6847  
Assistant ..... Latisha Small  
Baseball Head ..... Mike Jacobs  
..... Phone: 334-675-5990 Ext. 228 ..... Home: 334-666-1775  
Assistant ..... Jorge Hernandez  
..... Phone: 334-675-5990 Est. 228 ..... Home: 334-675-7562  
Softball Head ..... Mary Ann Jennings  
..... Phone: 334-67-5900 Ext. 277 ..... Home: 334-456-6847  
Men's & Women's Cross Country ..... Scott Simmons  
..... Phone: 334-675-5990 Ext. 264 ..... Home: 334-380-0778  
Men's Soccer Head ..... Peter Fuller  
..... Phone: 334-675-5990 Ext. 363 ..... Home: 334-341-1117  
Women's Soccer Head ..... Uwe Tittle  
..... Phone: 334-657-5900 Ext. 364 ..... Home: 334-626-1741  
Tennis Coach (Men and Women) ..... Derrick Racine  
..... Phone: 334-657-5900 Ext. 305 ..... Home: 334-380-0842  
Golf (Men and Women) ..... Dr. Terry Hopper  
..... Phone: 334-657-5900 Ext. 258 ..... Home: 334-675-4694  
Sports Information/Publicity ..... Becky Clark  
..... Phone: 334-675-5990 Ext. 263  
Faculty Athletic Representative ..... Dr. Donald Berry  
..... Phone: 334-675-5990 Ext. 267 ..... Home: 334-432-1551  
Registrar ..... Barbara Smith  
..... Phone: 334-675-5990 Ext. 203

## UNIVERSITY OF MOBILE MEN'S BASKETBALL STATISTICS

| PLAYERS    | 2-PT |           |      | 3PT     |      |          | TOTAL |           |           | TOTAL |     |    | BL  | ST  | PF |
|------------|------|-----------|------|---------|------|----------|-------|-----------|-----------|-------|-----|----|-----|-----|----|
|            | GA   | FM-FGA    | PCT  | FGM-FGA | PCT  | FTM-FTA  | PCT   | PTS-AVG   | REB-AVG   | AST   | TO  |    |     |     |    |
| Antee      | 33   | 123-285   | 43.2 | 22-67   | 32.8 | 50-79    | 63.3  | 318-9.6   | 117-3.5   | 164   | 94  | 5  | 47  | 89  |    |
| Stallworth | 24   | 21-50     | 42.0 | 9-17    | 52.9 | 12-16    | 75.0  | 63-2.6    | 25-1.0    | 26    | 26  | 1  | 13  | 29  |    |
| Hunte      | 33   | 122-219   | 55.7 | 0-1     | 0    | 105-148  | 70.9  | 349-10.6  | 225-6.8   | 66    | 61  | 3  | 41  | 87  |    |
| Edwards    | 33   | 209-476   | 43.9 | 79-200  | 39.5 | 134-160  | 83.8  | 631-19.1  | 99-3.0    | 80    | 69  | 2  | 55  | 57  |    |
| Spottswood | 22   | 17-45     | 37.8 | 9-22    | 40.9 | 2-4      | 50.0  | 45-2.0    | 14-0.6    | 6     | 13  | 0  | 6   | 11  |    |
| Scott      | 33   | 14-26     | 53.4 | 21-49   | 42.9 | 59-78    | 75.6  | 360-10.9  | 85-2.6    | 33    | 70  | 2  | 24  | 100 |    |
| Turner     | 15   | 3-17      | 17.6 | 2-11    | 18.2 | 4-4      | 100   | 12-0.8    | 11-0.7    | 6     | 5   | 0  | 4   | 6   |    |
| Martin     | 25   | 21-47     | 44.7 | 2-6     | 33.3 | 6-13     | 40.0  | 50-2.0    | 39-1.6    | 10    | 21  | 1  | 4   | 30  |    |
| Taylor     | 33   | 132-290   | 45.5 | 72-169  | 42.6 | 43-60    | 71.6  | 379-11.5  | 110-3.3   | 125   | 75  | 6  | 48  | 82  |    |
| Caster     | 33   | 33-62     | 53.2 | 0-0     | 0    | 20-34    | 58.8  | 86-2.6    | 136-4.1   | 19    | 31  | 7  | 17  | 49  |    |
| Burton     | 31   | 63-134    | 47.0 | 2-5     | 40.0 | 251-355  | 70.9  | 167-5.4   | 94-3.0    | 23    | 49  | 9  | 12  | 63  |    |
| Powell     | 0    | 0-0       | 0    | 0-0     | 0    | 0-0      | 0     | 0-0       | 0-0-0     | 0     | 0   | 0  | 0   | 0   |    |
| Hickox     | 0    | 0-0       | 0    | 0-0     | 0    | 0-0      | 0     | 0-0       | 0-0-0     | 0     | 0   | 0  | 0   | 0   |    |
| Gonzalez   | 33   | 118-212   | 55.7 | 0-0     | 0    | 53-81    | 65.4  | 289-8.8   | 208-6.3   | 11    | 47  | 3  | 28  | 98  |    |
| Team       | 33   | 1002-2099 | 47.7 | 218-547 | 39.9 | 732-1016 | .720  | 2749-83.3 | 1274-38.8 | 569   | 561 | 39 | 299 | 701 |    |

## UNIVERSITY OF MOBILE COLLEGE WOMEN'S BASKETBALL STATISTICS

| PLAYERS   | 2-PT |          |      | 3-PT    |      |         | TOTAL |           |           | TOTAL |     |    | BL  | ST  | PF |
|-----------|------|----------|------|---------|------|---------|-------|-----------|-----------|-------|-----|----|-----|-----|----|
|           | GA   | FM-FGA   | PCT  | FGM-FGA | PCT  | FTM-FTA | PCT   | PTS-AVG   | REB-AVG   | AST   | TO  |    |     |     |    |
| Powe      | 32   | 207-325  | 63.7 | 2-4     | 50.0 | 78-128  | 60.9  | 494-15.4  | 310-9.7   | 81    | 93  | 16 | 45  | 58  |    |
| Smith     | 33   | 127-319  | 39.8 | 54-143  | 37.8 | 61-91   | 67.0  | 369-11.2  | 75-2.3    | 113   | 121 | 1  | 45  | 57  |    |
| Dreher    | 33   | 141-267  | 52.8 | 0-1     | 0    | 47-68   | 69.1  | 329-10.0  | 147-4.5   | 14    | 46  | 37 | 32  | 73  |    |
| Crawford  | 33   | 76-143   | 53.1 | 0-1     | 0    | 40-53   | 75.5  | 192-5.8   | 130-3.9   | 7     | 20  | 5  | 18  | 60  |    |
| Lee       | 33   | 59-170   | 34.7 | 10-33   | 30.3 | 54-72   | 75.0  | 182-5.5   | 97-2.9    | 46    | 73  | 4  | 29  | 70  |    |
| Lebron    | 20   | 43-105   | 41.0 | 7-30    | 23.3 | 63-95   | 66.3  | 156-7.8   | 60-3.0    | 107   | 59  | 6  | 35  | 34  |    |
| Spradley  | 32   | 65-153   | 42.5 | 0-0     | 0    | 20-36   | 55.6  | 150-4.7   | 121-3.8   | 18    | 46  | 5  | 30  | 68  |    |
| Penney    | 33   | 54-144   | 37.5 | 8-29    | 27.6 | 32-43   | 74.4  | 148-4.5   | 68-2.1    | 19    | 29  | 4  | 7   | 34  |    |
| Collins   | 9    | 42-94    | 44.7 | 7-26    | 26.9 | 20-29   | 69.0  | 111-12.3  | 35-3.9    | 24    | 26  | 2  | 6   | 15  |    |
| Henderson | 32   | 25-86    | 29.1 | 0-3     | 0    | 20-33   | 60.6  | 70-2.2    | 83-2.6    | 63    | 73  | 1  | 41  | 53  |    |
| Blalock   | 23   | 25-74    | 33.8 | 0-3     | 0    | 8-12    | 66.7  | 58-2.5    | 63-2.7    | 37    | 33  | 0  | 18  | 19  |    |
| Tanner    | 16   | 3-18     | 16.7 | 0-1     | 0    | 3-7     | 42.9  | 9-0.6     | 16-1.0    | 8     | 20  | 1  | 4   | 7   |    |
| Bench     | 1    | 0-0      | 0    | 0-0     | 0    | 0-0     | 0     | 0-0       | 0-0-0     | 0     | 0   | 0  | 0   | 0   |    |
| Team      | 33   | 867-1898 | 45.7 | 88-274  | 32.1 | 446-667 | 66.9  | 2268-68.7 | 1330-40.3 | 537   | 639 | 82 | 310 | 548 |    |



# SOUTHERN UNIVERSITY IN NEW ORLEANS

Address: 6400 Press Drive  
New Orleans, LA 70126  
Enrollment: 5100  
Fax #: 504-286-5131

Nickname: SUNO Knights  
Colors: Blue & Gold  
President: Dr. Leon K. Tarver II  
Chancellor: Gerald C. Peoples

## SUNO KNIGHTS



Athletic Director ..... Earl R. Hill  
..... Phone: 504-286-5192 ..... Home: 504-925-9742

### Coaching Staff:

..... Men's Basketball Head ..... Earl R. Hill  
..... Phone: 504-286-5192 ..... Home: 504-925-9742

..... Assistant ..... Elston King  
..... Phone: 504-286-5194 ..... Home: 504-948-2489

..... Women's Basketball Head ..... G. Jean Brooks  
..... Phone: 504-286-5197

..... Cross Country Head (Men and Women) ..... Dr. Artis Davenport  
..... Phone: 504-286-5332 ..... Home: 504-245-8422

..... Track Head (Men and Women) ..... Dr. Artis Davenport  
..... Phone: 504-286-5332 ..... Home: 504-245-6422

Sports Information/Publicity ..... Earl R. Hill  
..... Phone: 504-286-5192

Faculty Athletic Representative ..... Dr. Vincent Johnson  
..... Phone: 504-286-5514 ..... Home: 504-245-0581

Registrar ..... Gilda Davis  
..... Phone: 504-286-5000

### SOUTHERN UNIVERSITY OF NEW ORLEANS MEN'S BASKETBALL STATISTICS

| PLAYERS    | 2-PT |          |      | 3-PT    |      | TOTAL   |      | TOTAL     |          |     |     |    |     |
|------------|------|----------|------|---------|------|---------|------|-----------|----------|-----|-----|----|-----|
|            | GA   | GM-FGA   | PCT  | FGM-FGA | PCT  | FTM-FTA | PCT  | PTS-AVG   | REB-AVG  | AST | TO  | BL | ST  |
| Payne      | 26   | 67-159   | 42.1 | 6-17    | 35.3 | 31-64   | 48.4 | 171-6.6   | 125-4.8  | 22  | 45  | 19 | 18  |
| Quinn      | 27   | 183-467  | 37.6 | 71-208  | 34.1 | 174-235 | 74.0 | 611-22.6  | 81-3.0   | 112 | 100 | 1  | 68  |
| Johnson    | 27   | 119-296  | 40.2 | 44-120  | 34.4 | 67-120  | 72.5 | 369-13.7  | 128-4.7  | 67  | 72  | 3  | 40  |
| Ferguson   | 26   | 38-88    | 43.2 | 1-12    | 8.3  | 34-55   | 61.8 | 111-4.2   | 64-2.5   | 11  | 29  | 1  | 14  |
| Canada     | 6    | 6-9      | 66.6 | 0-1     | 0.0  | 4-12    | 33.3 | 16-2.7    | 6-1.0    | 0   | 7   | 0  | 0   |
| Nason      | 20   | 135-294  | 45.9 | 46-113  | 41.6 | 35-45   | 77.8 | 352-17.6  | 76-3.9   | 33  | 54  | 0  | 21  |
| Roberts    | 22   | 18-45    | 40.0 | 2-9     | 22.2 | 9-11    | 81.8 | 47-2.1    | 29-0.9   | 2   | 11  | 1  | 3   |
| Stoudamire | 25   | 19-45    | 42.2 | 0-0     | 0.0  | 10-18   | 55.6 | 48-1.9    | 56-2.2   | 1   | 17  | 3  | 6   |
| Washington | 21   | 56-97    | 57.7 | 0-2     | 0.0  | 46-64   | 71.9 | 158-7.5   | 152-7.2  | 10  | 29  | 17 | 14  |
| Perry      | 22   | 49-82    | 59.8 | 0-0     | 0.0  | 8-19    | 42.1 | 106-4.8   | 104-4.7  | 7   | 17  | 9  | 12  |
| Crocket    | 22   | 34-59    | 57.6 | 0-0     | 0.0  | 8-14    | 57.1 | 76-2.9    | 73-2.8   | 17  | 15  | 0  | 6   |
| Totals     | 27   | 762-1744 | 43.7 | 174-499 | 34.9 | 464-692 | 67.1 | 2162-30.1 | 962-35.6 | 381 | 396 | 53 | 192 |

### SOUTHERN UNIVERSITY OF NEW ORLEANS WOMEN'S BASKETBALL STATISTICS

| PLAYERS       | 2-PT |          |      | 3-PT    |      | TOTAL   |      | TOTAL     |          |     |     |    |     |
|---------------|------|----------|------|---------|------|---------|------|-----------|----------|-----|-----|----|-----|
|               | GA   | GM-FGA   | PCT  | FGM-FGA | PCT  | FTN-FTA | PCT  | PTS-AVG   | REB-AVG  | AST | TO  | BL | ST  |
| Oliver        | 22   | 31-101   | 34.7 | 4-31    | 12.9 | 10-15   | 66.7 | 76-3.5    | 35-1.6   | 34  | 34  | 0  | 22  |
| Sweeney       | 23   | 52-156   | 33.3 | 6-19    | 31.6 | 41-72   | 56.9 | 149-6.5   | 37-1.7   | 26  | 86  | 2  | 46  |
| Joseph        | 23   | 22-83    | 26.5 | 0-4     | 0.0  | 26-41   | 63.4 | 70-3.0    | 51-2.2   | 23  | 71  | 0  | 40  |
| Bitsole       | 23   | 40-119   | 33.6 | 15-52   | 28.8 | 31-37   | 83.8 | 126-5.5   | 26-1.1   | 21  | 38  | 0  | 17  |
| DeGrannerfeld | 13   | 32-101   | 31.7 | 13-43   | 30.2 | 26-37   | 67.6 | 102-7.8   | 25-1.9   | 14  | 36  | 0  | 12  |
| Ferguson      | 16   | 25-67    | 37.3 | 1-2     | 50.0 | 13-20   | 65.0 | 64-4.0    | 40-2.5   | 3   | 19  | 1  | 8   |
| Ivory         | 24   | 49-141   | 34.8 | 7-37    | 18.9 | 39-66   | 59.1 | 144-6.0   | 74-3.1   | 20  | 64  | 2  | 38  |
| Jenkins       | 23   | 64-161   | 39.8 | 0-1     | 0.0  | 58-83   | 69.9 | 186-8.1   | 152-6.6  | 13  | 50  | 17 | 23  |
| Starks        | 11   | 22-61    | 36.1 | 0-0     | 0.0  | 11-20   | 55.0 | 65-5.9    | 43-3.9   | 0   | 18  | 0  | 5   |
| Crockett      | 22   | 53-130   | 40.8 | 0-0     | 0.0  | 13-35   | 37.1 | 119-5.4   | 159-7.2  | 43  | 49  | 4  | 55  |
| Collins       | 22   | 26-62    | 41.9 | 0-0     | 0.0  | 9-22    | 40.9 | 61-2.8    | 50-2.3   | 3   | 25  | 3  | 2   |
| Webster       | 17   | 79-196   | 40.3 | 0-0     | 0.0  | 39-56   | 69.6 | 197-11.6  | 120-7.1  | 12  | 38  | 5  | 28  |
| Totals        | 24   | 507-1430 | 35.5 | 45-183  | 24.6 | 317-510 | 62.2 | 1378-57.3 | 894-37.3 | 212 | 528 | 34 | 298 |

# SPRING HILL COLLEGE

Address: 4000 Dauphin Street      Nickname: Badgers, Lady Badgers  
Mobile, AL 36663-0220      Colors: Purple and White  
Enrollment: 1000      President: Fr. Gregory F. Lucey, S.J.  
Fieldhouse: Student Recreation Center (2,000)  
Athletic Department: 334-380-3485  
Fax Number: 334-460-2196



**Athletic Director** ..... Frank Sims  
..... Phone: 334-380-3486 ..... Home: 334-343-7528

**Coaching Staff:**

..... Men's Basketball Head ..... Joe Niland  
..... Phone: 334-380-3487

..... Women's Basketball Head ..... James Walker  
..... Phone: 334-380-3488 ..... Home: 334-341-9551

..... Baseball Head ..... Frank Sims  
..... Phone: 334-380-3486 ..... Home: 334-343-7528

..... Women's Cross Country ..... James Walker  
..... Phone: 334-380-3488 ..... Home: 334-341-9551

..... Golf (Men) ..... Steve Hodges  
..... Phone: 334-380-4659

..... Golf (Women) ..... Amber Chitty  
..... Soccer (Men) ..... Patrick Pendleton  
..... Phone: 334-380-3491

..... Soccer (Women) ..... Al Borchardt  
..... Phone: 334-380-3491

..... Tennis (Men & Women) ..... Brooks Green  
..... Phone: 334-380-3490 ..... Home: 334-965-7557

..... Softball ..... Coby Owens  
..... Phone: 334-380-3489 ..... Home: 334-6798566

**Sports Information/Publicity** ..... Alfred Kojima  
..... Phone: 334-380-4468

**Faculty Athletic Representative** ..... Dr. Daniel Cyphert  
..... Phone: 334-380-3077 ..... Home: 334-

**Registrar** ..... Mrs. Shirley Kargleder  
..... Phone: 334-380-2242

## SPRING HILL COLLEGE MEN'S BASKETBALL STATISTICS

| PLAYERS  | 2-PT |          |      | 3-PT    |      |         | TOTAL |           | TOTAL     |     | REB-AVG | AST TO | BL  | ST  | PF |
|----------|------|----------|------|---------|------|---------|-------|-----------|-----------|-----|---------|--------|-----|-----|----|
|          | GA   | FGM-FGA  | PCT  | FGM-FGA | PCT  | FTM-FTA | PCT   | PTS-AVG   | PTS-AVG   |     |         |        |     |     |    |
| Wheeler  | 9    | 14-55    | 25.5 | 9-35    | 25.7 | 17-19   | 89.5  | 54-6.0    | 20-2.2    | 31  | 22      | 0      | 7   | 26  |    |
| Frazier  | 31   | 141-325  | 43.4 | 98-243  | 40.3 | 51-68   | 75.0  | 431-13.9  | 79-2.5    | 66  | 68      | 4      | 43  | 82  |    |
| Lovett   | 30   | 122-269  | 45.4 | 17-37   | 45.9 | 124-181 | 68.5  | 385-12.8  | 166-5.5   | 69  | 99      | 13     | 54  | 75  |    |
| Harrison | 29   | 95-221   | 43.0 | 27-76   | 35.5 | 45-66   | 68.2  | 262-9.0   | 126-4.3   | 35  | 65      | 20     | 29  | 75  |    |
| Ladd     | 14   | 2-11     | 18.2 | 1-4     | 25.0 | 5-8     | 62.5  | 10-0.7    | 6-0.4     | 1   | 8       | 1      | 1   | 7   |    |
| Campbell | 31   | 184-294  | 62.6 | 0-0     | 0.0  | 83-149  | 55.7  | 451-14.5  | 303-9.8   | 18  | 47      | 38     | 26  | 98  |    |
| Robinson | 26   | 28-61    | 45.9 | 1-6     | 16.7 | 19-29   | 65.5  | 76-2.9    | 45-1.7    | 34  | 41      | 0      | 5   | 62  |    |
| Timmons  | 31   | 152-323  | 47.1 | 0-0     | 0.0  | 104-170 | 61.2  | 408-13.2  | 198-6.4   | 38  | 62      | 8      | 27  | 65  |    |
| Allen    | 22   | 8-30     | 26.7 | 2-6     | 33.3 | 9-16    | 56.3  | 27-1.2    | 30-1.4    | 3   | 18      | 1      | 4   | 28  |    |
| Frerman  | 28   | 40-86    | 46.5 | 22-51   | 43.1 | 15-23   | 65.2  | 117-4.2   | 37-1.3    | 23  | 35      | 2      | 5   | 44  |    |
| Cueto    | 26   | 29-57    | 50.9 | 0-0     | 0.0  | 19-37   | 51.4  | 77-3.0    | 55-2.1    | 5   | 18      | 8      | 11  | 47  |    |
| Moore    | 5    | 0-1      | 00.0 | 0-0     | 0.0  | 1-2     | 50.0  | 1-0.2     | 2-0.4     | 1   | 0       | 1      | 0   | 3   |    |
| Team     | 31   | 815-1733 | 47.0 | 177-458 | 38.6 | 492-768 | 64.1  | 2299-74.2 | 1181-38.1 | 324 | 492     | 96     | 213 | 612 |    |


## SPRING HILL COLLEGE WOMEN'S BASKETBALL STATISTICS

| PLAYERS  | 2-PT |          |      | 3-PT    |      |         | TOTAL |           | TOTAL     |     | REB-AVG | AST TO | BL  | ST  | PF |
|----------|------|----------|------|---------|------|---------|-------|-----------|-----------|-----|---------|--------|-----|-----|----|
|          | GA   | GM-FGA   | PCT  | FGM-FGA | PCT  | FTN-FTA | PCT   | PTS-AVG   | PTS-AVG   |     |         |        |     |     |    |
| Kahn     | 31   | 98-195   | 50.3 | 0-0     | 0.0  | 66-101  | 65.3  | 262-8.5   | 218-7.0   | 67  | 91      | 11     | 57  | 116 |    |
| Kerne    | 2    | 13-28    | 46.4 | 2-10    | 20.0 | 2-4     | 50.0  | 30-15.0   | 6-3.0     | 10  | 5       | 0      | 5   | 2   |    |
| Nalu     | 30   | 61-128   | 47.7 | 0-0     | 0.0  | 38-52   | 73.1  | 160-5.3   | 139-4.6   | 23  | 43      | 8      | 9   | 43  |    |
| Stuarde  | 29   | 89-228   | 39.0 | 37-113  | 32.7 | 71-89   | 79.8  | 286-9.9   | 99-3.4    | 113 | 123     | 1      | 82  | 79  |    |
| D'Orcy   | 31   | 93-230   | 40.4 | 0-1     | 0.0  | 39-51   | 76.5  | 225-7.3   | 90-2.9    | 73  | 106     | 10     | 95  | 74  |    |
| Egbert   | 14   | 6-14     | 42.9 | 0-1     | 0.0  | 3-4     | 75.0  | 15-1.1    | 6-0.4     | 7   | 8       | 0      | 3   | 6   |    |
| Turni    | 30   | 99-276   | 35.9 | 4-12    | 33.3 | 48-88   | 54.5  | 250-8.3   | 138-4.6   | 60  | 89      | 5      | 36  | 55  |    |
| Jophsnon | 31   | 77-213   | 36.2 | 42-134  | 31.3 | 12-23   | 52.2  | 208-6.7   | 36-1.2    | 29  | 58      | 4      | 19  | 56  |    |
| Connor   | 8    | 0-1      | 0.0  | 0-1     | 0.0  | 1-2     | 50.0  | 1-0.1     | 2-0.3     | 1   | 1       | 0      | 1   | 1   |    |
| Mathias  | 29   | 40-127   | 31.5 | 17-65   | 26.2 | 24-35   | 68.6  | 121-4.2   | 58-2.0    | 18  | 39      | 0      | 11  | 33  |    |
| Wingard  | 16   | 10-26    | 38.5 | 3-8     | 37.5 | 6-7     | 85.7  | 29-1.8    | 9-0.6     | 4   | 9       | 0      | 2   | 11  |    |
| Martin   | 30   | 217-407  | 53.3 | 1-1     | 1.0  | 128-173 | 74.0  | 563-18.8  | 296-9.9   | 22  | 98      | 46     | 52  | 88  |    |
| Williams | 3    | 0-2      | 0.0  | 0-0     | 0.0  | 0-0     | 0.0   | 0-0       | 1-0.3     | 0   | 2       | 0      | 0   | 0   |    |
| Totals   | 31   | 820-1910 | 42.9 | 106-346 | 30.6 | 441-635 | 69.4  | 2187-70.5 | 1257-40.5 | 430 | 690     | 88     | 375 | 580 |    |

# TOUGALOO COLLEGE

Address: 500 West County Line Rd.  
Tougaloo, MS 39174  
Enrollment: 1100  
Fieldhouse: Brownlee Hall (Seats 700)  
North West Middle School (Seats 1000)  
Fax Number: 601-977-6182

Nickname: Bulldogs, Lady Bulldogs  
Colors: Royal Blue and Scarlet  
President: Dr. Joe Lee



Athletic Director ..... James Turner  
..... Phone: 601-977-7809 ..... Home: 601-362-9994

## Coaching Staff:

..... Men's Basketball Head ..... James Turner  
..... Phone: 601-977-7809 ..... Home: 601-362-9994  
..... Assistant ..... Broderick Owens  
..... Phone 601-977-7898 ..... Home: 601-362-6253  
..... Women's Basketball Head ..... Mrs. Yolanda Brown  
..... Phone: 601-977-6165 ..... Home: 601-854-5936  
..... Softball Head ..... Mrs. Yolanda Brown  
..... Phone: 601-077-6165 ..... Home: 601-854-5936  
..... Men's Cross Country ..... Amir Hamlin  
..... Phone: 601-977-7898 ..... Home: 601-859-8994  
..... Women's Cross Country ..... Mrs. Yolanda Brown  
..... Phone: 601-977-6165 ..... Home: 601-854-5936  
..... Golf (Men) ..... Dr. Jim Coleman  
..... Phone: 601-977-7887 ..... Home: 601-981-9006  
Sports Information/Publicity ..... Karim Abdul-Aziz  
..... Phone: 601-977-7809 ..... Home: 601-981-5272  
..... Fax: 601-977-6182  
Faculty Athletic Representative ..... Dr. James Coleman  
..... Phone: 601-977-7887 ..... Home: 601-981-9006  
Registrar ..... Carolyn Evans  
..... Phone: 601-977-7765

## TOUGALOO COLLEGE MEN'S BASKETBALL STATISTICS

| PLAYERS    | 2-PT |          |      | 3-PT    |      |         | TOTAL |           | TOTAL     |     |     |    |     |     |  |
|------------|------|----------|------|---------|------|---------|-------|-----------|-----------|-----|-----|----|-----|-----|--|
|            | GA   | FGM-FGA  | PCT  | FGM-FGA | PCT  | FTM-FTA | PCT   | PTS-AVG   | REB-AVG   | AST | TO  | BL | ST  | PF  |  |
| Bentley    | 30   | 222-472  | 47.0 | 22-82   | 26.8 | 80-124  | 64.5  | 546-18.2  | 399-13.3  | 117 | 100 | 17 | 83  | 78  |  |
| Clark,D    | 30   | 211-438  | 48.2 | 52-159  | 32.7 | 82-109  | 75.2  | 556-18.5  | 87-2.9    | 68  | 92  | 6  | 61  | 80  |  |
| Clark,M    | 22   | 39-61    | 63.9 | 0-2     | 0.0  | 24-41   | 58.5  | 102-4.6   | 29-1.3    | 65  | 34  | 1  | 17  | 34  |  |
| Duckworth  | 23   | 52-132   | 39.4 | 14-51   | 27.5 | 19-32   | 59.4  | 137-6.0   | 107-4.7   | 16  | 31  | 11 | 12  | 52  |  |
| Fitzgerald | 4    | 1-10     | 10.0 | 0-7     | 0.0  | 0-0     | 0.0   | 2-0.5     | 2.0.5     | 5   | 5   | 0  | 0   | 5   |  |
| Jones      | 29   | 27-70    | 38.6 | 13-38   | 34.5 | 43-58   | 74.1  | 110-3.8   | 33-1.1    | 89  | 51  | 2  | 24  | 43  |  |
| McBride    | 27   | 97-194   | 50.0 | 0-5     | 0.0  | 65-91   | 71.4  | 259-9.6   | 191-7.1   | 38  | 34  | 23 | 23  | 109 |  |
| Newsome    | 4    | 1-7      | 14.3 | 0-0     | 0.0  | 1-2     | 50    | 3-0.8     | 5-1.3     | 1   | 0   | 0  | 0   | 1   |  |
| Purvis     | 28   | 78-220   | 35.5 | 32-111  | 28.8 | 27-35   | 77.1  | 215-7.7   | 82-2.9    | 6   | 32  | 3  | 7   | 36  |  |
| Slyvester  | 23   | 19-65    | 29.2 | 13-49   | 26.5 | 4-6     | 66.7  | 55-2.4    | 24-1.0    | 4   | 26  | 0  | 3   | 25  |  |
| Stansberry | 3    | 1-6      | 16.7 | 0-2     | 0.0  | 0-0     | 0.0   | 2-0.7     | 2-0.7     | 0   | 0   | 0  | 0   | 0   |  |
| Willis     | 8    | 4-9      | 44.4 | 0-1     | 0.0  | 8-122   | 66.7  | 16-2.0    | 10-1.3    | 7   | 3   | 0  | 4   | 12  |  |
| Gallasphy  | 3    | 0-0      | 0.0  | 0-0     | 0.0  | 1-1     | 1.00  | 1-0.3     | 0-0.0     | 1   | 1   | 0  | 2   | 1   |  |
| Wilkes     | 24   | 38-122   | 31.1 | 26-88   | 29.5 | 16-21   | 76.2  | 118-4.9   | 29-1.2    | 46  | 30  | 1  | 24  | 22  |  |
| Johnson    | 0    | 0-0      | 0.0  | 0-0     | 0.0  | 0-0     | 0.0   | 0.0       | 0-0.0     | 0   | 0   | 0  | 0   | 0   |  |
| Sanders    | 20   | 99-251   | 39.4 | 43-131  | 32.8 | 44-64   | 68.8  | 285-14.2  | 74-3.7    | 37  | 38  | 2  | 24  | 49  |  |
| Totals     | 30   | 906-2077 | 43.6 | 217-728 | 29.8 | 418-600 | 69.7  | 2447-76.5 | 1088-34.0 | 503 | 484 | 68 | 287 | 561 |  |

## TOUGALOO COLLEGE WOMEN'S BASKETBALL STATISTICS

| PLAYERS        | 2-PT |          |      | 3-PT    |      |         | TOTAL |           | TOTAL     |     |     |    |     |     |  |
|----------------|------|----------|------|---------|------|---------|-------|-----------|-----------|-----|-----|----|-----|-----|--|
|                | GA   | GM-FGA   | PCT  | FGM-FGA | PCT  | FTN-FTA | PCT   | PTS-AVG   | REB-AVG   | AST | TO  | BL | ST  | P   |  |
| Brown          | 32   | 59-128   | 46.1 | 10-27   | 37.0 | 7-12    | 58.3  | 135-4.2   | 52-1.6    | 39  | 33  | 4  | 25  | 45  |  |
| Christmas      | 5    | 10-21    | 47.6 | 0-0     | 0.0  | 7-10    | 70.0  | 27-5.4    | 15-3.0    | 3   | 11  | 0  | 5   | 3   |  |
| Collins        | 32   | 87-255   | 34.1 | 0-5     | 0.0  | 33-78   | 42.3  | 207-6.5   | 107-3.3   | 33  | 57  | 2  | 54  | 53  |  |
| Evans          | 14   | 8-27     | 29.6 | 0-0     | 0.0  | 6-11    | 54.5  | 22-1.6    | 25-1.8    | 5   | 12  | 2  | 5   | 18  |  |
| Ferrara        | 6    | 3-14     | 21.4 | 0-0     | 0.0  | 3-4     | 75.0  | 9-1.5     | 10-1.7    | 5   | 3   | 1  | 3   | 6   |  |
| Hall, Lashonda | 34   | 144-364  | 39.6 | 1-21    | 4.8  | 52-81   | 64.2  | 341-10.0  | 252-7.4   | 57  | 59  | 15 | 55  | 77  |  |
| Hall, Lashawn  | 23   | 85-214   | 39.7 | 6-14    | 42.9 | 81-114  | 71.1  | 257-11.2  | 175-7.6   | 22  | 50  | 8  | 33  | 64  |  |
| Lazare         | 31   | 73-182   | 40.1 | 6-34    | 17.6 | 44-73   | 60.3  | 196-6.3   | 64-2.1    | 69  | 91  | 1  | 74  | 81  |  |
| Mallet         | 28   | 58-176   | 33.0 | 45-144  | 31.3 | 6-15    | 40.0  | 167-6.0   | 43-1.5    | 11  | 24  | 6  | 12  | 50  |  |
| McDonald       | 34   | 178-411  | 43.3 | 21-62   | 33.9 | 136-185 | 73.5  | 513-15.1  | 229-6.7   | 76  | 92  | 3  | 119 | 108 |  |
| Murphy         | 33   | 50-148   | 33.8 | 0-0     | 0.0  | 25-44   | 56.8  | 125-3.8   | 137-4.2   | 5   | 29  | 6  | 24  | 61  |  |
| Steward        | 34   | 212-543  | 39.0 | 62-196  | 31.6 | 98-144  | 68.1  | 584-17.2  | 177-5.2   | 121 | 143 | 6  | 116 | 103 |  |
| Total          | 35   | 969-2494 | 38.9 | 151-503 | 30.0 | 498-774 | 64.3  | 2587-73.9 | 1307-37.3 | 446 | 616 | 55 | 528 | 676 |  |

# WILLIAM CAREY COLLEGE

**Address:** 498 Tuscan Avenue  
Hattiesburg, MS 39401-9913  
**Enrollment:** 2150  
**Fax Number:** 601-582-6111

**Nickname:** Crusaders, Lady Saders  
**Colors:** Red, Black, White  
**Chancellor:** Dr. James W. Edwards



|  |                                 |
|--|---------------------------------|
| <b>Gulfport</b>                        | <b>New Orleans</b>              |
| <b>Address:</b> 1856 Beach Drive ..... | 2700 Napoleon Avenue            |
| Gulfport, MS 39507 .....               | New Orleans, LA 70115           |
| <b>Fax Number:</b> 601-865-1516        | <b>Fax Number:</b> 504-897-4434 |

|   |                              |
|---|------------------------------|
| <b>Athletic Director</b> .....                      | <b>Steve Knight</b>          |
| ..... Phone: 601-582-6415 .....                     | Home: 601-268-7039           |
| ..... Fax: 601-582-6415 E-Mail: sknight@wmcarey.edu |                              |
| <b>Coaching Staff:</b>                              |                              |
| ..... <b>Men's Basketball Head</b> .....            | <b>Steve Knight</b>          |
| ..... Phone: 601-582-6415 .....                     | Home: 601-268-7039           |
| ..... Assistant .....                               | <b>Tracy English</b>         |
| ..... Phone 601-582-6111 .....                      | Home: 601-261-2441           |
| ..... Assistant .....                               | <b>LaRon Brumfield</b>       |
| ..... Phone: 601-582-6111 .....                     | Home: 601-543-0744           |
| ..... <b>Women's Basketball Head</b> .....          | <b>Tracy English</b>         |
| ..... Phone: 601-582-6111 .....                     | Home: 601-261-2441           |
| ..... Student Assistant .....                       | <b>Shaye Caldwell</b>        |
| ..... <b>Baseball Head</b> .....                    | <b>Bobby Halford</b>         |
| ..... Phone: 601-582-6110 .....                     | Home: 601-264-1550           |
| ..... Graduate Assistant .....                      | <b>Stephen Fuller</b>        |
| ..... Student Assistant .....                       | <b>Mark Enis</b>             |
| ..... Student Assistant .....                       | <b>James McMahon</b>         |
| ..... <b>Women's Softball Head</b> .....            | <b>Carrie Byrd</b>           |
| ..... Phone: 601-582-6431 .....                     | Home: 601-264-1504           |
| ..... <b>Men's Soccer Head</b> .....                | <b>Doug Stovall</b>          |
| ..... Phone: 601-865-1504 .....                     | Home: 601-896-6978           |
| ..... Graduate Assistant .....                      | <b>Chris Scott</b>           |
| ..... Student Assistant .....                       | <b>Justin Maullin</b>        |
| ..... <b>Women's Soccer Head</b> .....              | <b>Melissa Heinz</b>         |
| ..... Phone: 601-865-1518 .....                     | Home: 601-896-6284           |
| ..... Assistant .....                               | <b>Soloman Kidane</b>        |
| ..... <b>Tennis Head (Mens &amp; Womens)</b> .....  | <b>Mark Jeffrey</b>          |
| ..... Phone: 601-867-9233 .....                     | Home: 601-872-9757           |
| <b>Sports Information/Publicity</b> .....           | <b>Laron Brumfield</b>       |
| ..... Phone: 601-592-6111 .....                     | Home: 601-543-0744           |
| <b>Faculty Athletic Representative</b> .....        | <b>Dr. E. Milton Wheeler</b> |
| ..... Phone: 601-582-6165 .....                     | Home: 601-268-3126           |
| <b>Registrar</b> .....                              | <b>Mrs. Sarah Burrus</b>     |
| ..... Phone: 601-592-6195 .....                     | Home: 601-264-7946           |

## WILLIAM CAREY COLLEGE MEN'S BASKETBALL STATISTICS

| PLAYERS   | 2-PT |          |      | 3-PT    |      |         | TOTAL |           | TOTAL     |     | AST TO | BL | ST  | PF  |
|-----------|------|----------|------|---------|------|---------|-------|-----------|-----------|-----|--------|----|-----|-----|
|           | GA   | GM-FGA   | PCT  | FGM-FGA | PCT  | FTM-FTA | PCT   | PTS-AVG   | REB-AVG   |     |        |    |     |     |
| Bryant    | 35   | 144-261  | 55.2 | 0-1     | 55.2 | 75-149  | 50.3  | 363-10.4  | 240-6.9   | 78  | 79     | 28 | 50  | 82  |
| Burt      | 35   | 32-56    | 57.1 | 7-25    | 28.4 | 51-61   | 83.6  | 136-3.9   | 50-1.4    | 22  | 34     | 1  | 7   | 36  |
| Comegys   | 10   | 11-21    | 52.4 | 0-0     | 0    | 4-14    | 28.6  | 26-2.6    | 14-1.4    | 0   | 12     | 1  | 1   | 2   |
| Ford      | 36   | 184-319  | 57.7 | 39-99   | 57.7 | 136-171 | 79.5  | 621-17.3  | 178-4.9   | 89  | 111    | 17 | 49  | 70  |
| Hawthorn  | 25   | 17-40    | 42.5 | 2-13    | 42.5 | 11-21   | 52.4  | 51-2.0    | 42-1.7    | 12  | 20     | 2  | 7   | 24  |
| Hodges    | 35   | 39-111   | 35.1 | 1-1     | 35.1 | 10-18   | 55.6  | 91-2.6    | 76-2.2    | 24  | 31     | 13 | 11  | 70  |
| Johnson   | 31   | 68-135   | 50.4 | 2-20    | 50.4 | 42-68   | 61.8  | 184-5.9   | 110-3.6   | 63  | 63     | 5  | 28  | 54  |
| Minor     | 31   | 52-115   | 45.2 | 0-0     | 45.2 | 23-41   | 56.1  | 127-4.1   | 61-2.0    | 3   | 28     | 2  | 7   | 30  |
| Patterson | 34   | 9-22     | 40.9 | 19-76   | 40.9 | 14-21   | 66.7  | 89-2.6    | 32-0.9    | 26  | 25     | 1  | 8   | 43  |
| Pope Ke   | 29   | 71-173   | 41.0 | 0-0     | 41.0 | 24-573  | 42.1  | 166-5.7   | 145-5.0   | 24  | 26     | 12 | 19  | 55  |
| Pope K    | 29   | 27-75    | 36.0 | 0-0     | 36.0 | 23-38   | 60.5  | 77-2.7    | 71-2.5    | 6   | 27     | 2  | 3   | 45  |
| Pugh      | 36   | 62-157   | 52.2 | 125-317 | 52.2 | 85-114  | 74.6  | 624-17.3  | 134-3.7   | 67  | 65     | 5  | 100 | 76  |
| Stinson   | 35   | 100-200  | 50.0 | 14-56   | 50.0 | 99-153  | 64.7  | 341-9.7   | 140-4.0   | 64  | 95     | 4  | 45  | 103 |
| Wheaton   | 19   | 15-31    | 48.4 | 0-0     | 48.4 | 7-14    | 50.0  | 37-2.0    | 31-1.5    | 2   | 13     | 5  | 6   | 24  |
| Totals    | 35   | 851-1716 | 49.6 | 209-607 | 49.6 | 604-940 | 64.3  | 2933-81.5 | 1483-41.2 | 480 | 629    | 98 | 341 | 714 |

## WILLIAM CAREY COLLEGE WOMEN'S BASKETBALL STATISTICS

| PLAYERS    | 2-PT |          |      | 3-PT    |      |          | TOTAL |           | TOTAL     |     | AST TO | BL | ST  | PF  |
|------------|------|----------|------|---------|------|----------|-------|-----------|-----------|-----|--------|----|-----|-----|
|            | GA   | GM-FGA   | PCT  | FGM-FGA | PCT  | FTM-FTA  | PCT   | PTS-AVG   | REB-AVG   |     |        |    |     |     |
| Brumfield  | 10   | 5-10     | 50.0 | 0-0     | 0.0  | 5-10     | 50.0  | 14-1.4    | 16-1.6    | 2   | 4      | 1  | 0   | 7   |
| Casanave   | 20   | 13-54    | 24.1 | 0-0     | 0.0  | 13-54    | 24.1  | 39-2.0    | 41-2.1    | 1   | 21     | 2  | 2   | 18  |
| Covington  | 28   | 66-119   | 55.5 | 0-5     | 0.0  | 66-124   | 53.2  | 204-7.3   | 110-3.9   | 12  | 48     | 2  | 27  | 81  |
| Ducksworth | 30   | 114-257  | 45.4 | 5-30    | 15.7 | 119-281  | 42.4  | 276-9.2   | 109-3.6   | 71  | 88     | 28 | 37  | 80  |
| Griffin    | 30   | 20-43    | 46.5 | 59-143  | 41.3 | 79-186   | 42.5  | 238-7.9   | 50-1.7    | 23  | 51     | 1  | 12  | 42  |
| Grimley    | 20   | 9-10     | 50.0 | 1-2     | 50.0 | 10-20    | 50.0  | 22-1.1    | 12-0.6    | 11  | 12     | 0  | 5   | 19  |
| Jones      | 26   | 47-128   | 36.7 | 2-9     | 22.2 | 49-137   | 35.8  | 144-5.5   | 90-3.5    | 57  | 75     | 2  | 12  | 42  |
| Lewis      | 29   | 30-84    | 35.7 | 11-32   | 34.4 | 41-116   | 35.3  | 115-4.0   | 85-2.9    | 53  | 70     | 1  | 14  | 53  |
| Lockhart   | 30   | 181-403  | 44.9 | 0-0     | 0.0  | 181-403  | 44.9  | 432-14.4  | 231-7.7   | 14  | 82     | 39 | 30  | 86  |
| Martin     | 7    | 0-7      | 0.0  | 1-4     | 25.0 | 1-11     | 9.1   | 3-0.4     | 6-0.9     | 1   | 3      | 0  | 1   | 7   |
| Thompson   | 24   | 34-80    | 42.5 | 3-13    | 23.1 | 37-93    | 39.8  | 105-4.4   | 74-3.1    | 70  | 55     | 0  | 39  | 55  |
| Watson     | 30   | 97-200   | 48.5 | 0-0     | 0.0  | 97-200   | 48.5  | 264-8.8   | 211-7.0   | 32  | 60     | 13 | 42  | 52  |
| Williams   | 8    | 0-0      | 0.0  | 8-1     | 12.5 | 1-10     | 10.0  | 6-0.8     | 5-0.6     | 2   | 5      | 0  | 1   | 8   |
| Totals     | 30   | 648-1484 | 43.7 | 92-276  | 33.3 | 740-1762 | 42.1  | 1985-66.2 | 3268-42.2 | 397 | 631    | 93 | 306 | 585 |



# XAVIER UNIVERSITY OF LOUISIANA

Address: 7325 Pine and Palmetto  
New Orleans, LA 70125

Enrollment: 3500

Fieldhouse: The Barn (Seats 1200)

Fax Number: 504-485-7902

Nickname: Gold Rush, Gold Nuggets

Colors: White and Gold

President: Dr. Norman C. Francis



Athletics Director ..... TBA  
..... Phone: 504-483-7329 ..... Home:

## Coaching Staff:

..... Men's Basketball Head ..... Dale Valdery  
..... Phone: 504-483-7314 ..... Home: 504-245-0491  
..... Assistant ..... Anthony Roman  
..... Phone 504-485-5008 ..... Home: 504-945-2136  
..... Women's Basketball Head ..... Janice Joseph  
..... Phone: 504-483-7333 ..... Home: 504-482-7888  
..... Assistant ..... Bo Browder  
..... Phone: 504-483-7329  
..... Cross Country (Mens and Womens) ..... Anthony Roman  
..... Phone: 504-485-5008  
..... Tennis (Mens & Womens) ..... TBA  
..... Phone: 504-485-5007

Sports Information/Publicity ..... Terri Burton  
..... Phone: 504-485-5429 ..... Fax: 504-485-7933

Intramural Director ..... Neil McKendall  
..... Phone: 504-483-7334

Faculty Athletic Representative ..... Sr. Grace Mary Flickinger  
..... Phone: 504-483-7526 ..... Home: 504-482-0917  
..... Fax: 504-485-7918

Registrar ..... Jo Ann Taylor  
..... Phone: 504-485-7599 ..... Home: 504-482-2239

## XAVIER UNIVERSITY MEN'S BASKETBALL STATISTICS

| PLAYERS    | 2-PT |          |      | 3-PT    |       | TOTAL   |       | TOTAL     |          | AST | TO  | BL | ST  |
|------------|------|----------|------|---------|-------|---------|-------|-----------|----------|-----|-----|----|-----|
|            | GA   | FGM-FGA  | PCT  | FGM-FGA | PCT   | FTM-FTA | PCT   | PTS-AVG   | REB-AVG  |     |     |    |     |
| Roberts    | 29   | 122-304  | 40.1 | 32-103  | 31.0  | 69-98   | 70.4  | 345-11.9  | 69-2.4   | 69  | 76  | 2  | 30  |
| Butler     | 30   | 48-114   | 42.1 | 27-69   | 39.1  | 18-24   | 75.0  | 141-4.7   | 38-1.3   | 38  | 28  | 2  | 15  |
| Cliff      | 25   | 109-239  | 45.6 | 20-65   | 30.7  | 60-85   | 70.6  | 298-11.9  | 97-3.9   | 52  | 57  | 7  | 47  |
| K. Johnson | 22   | 166-320  | 51.8 | 1-5     | 20.0  | 88-118  | 74.6  | 421-19.1  | 191-8.7  | 56  | 51  | 9  | 69  |
| Bell       | 29   | 81-156   | 51.9 | 0-0     | 0.0   | 31-43   | 72.1  | 193-6.7   | 168-5.8  | 24  | 19  | 27 | 24  |
| R. Johnson | 30   | 78-174   | 44.8 | 21-76   | 21.7  | 35-52   | 67.3  | 212-7.1   | 68-2.3   | 62  | 56  | 6  | 45  |
| Loyd       | 7    | 0-2      | 0.0  | 0-1     | 0.0   | 0-2     | 0.0   | 0-0.0     | 2-0.3    | 0   | 1   | 0  | 0   |
| Cousin     | 17   | 12-53    | 22.6 | 11-48   | 22.9  | 2-3     | 66.7  | 37-2.2    | 13-0.8   | 5   | 7   | 0  | 1   |
| Grimble    | 24   | 21-74    | 28.3 | 1-12    | 8.3   | 25-40   | 62.5  | 68-2.8    | 30-1.3   | 18  | 27  | 0  | 12  |
| Robinson   | 27   | 35-79    | 44.3 | 0-4     | 0.0   | 23-32   | 71.9  | 93-3.4    | 63-2.3   | 22  | 38  | 2  | 20  |
| Fuqua      | 29   | 32-67    | 47.7 | 0-0     | 0.0   | 16-35   | 45.7  | 80-2.8    | 72-2.5   | 13  | 28  | 5  | 12  |
| Steward    | 30   | 41-92    | 44.5 | 0-1     | 0.0   | 24-47   | 51.1  | 106-3.5   | 66-2.2   | 6   | 28  | 6  | 5   |
| Harvey     | 19   | 41-109   | 37.6 | 10-31   | 32.2  | 16-28   | 57.1  | 108-5.7   | 48-2.5   | 13  | 36  | 4  | 7   |
| Countee    | 6    | 4-16     | 25.0 | 0-0     | 0.0   | 0-2     | 0.0   | 8-1.3     | 13-2.2   | 0   | 3   | 0  | 3   |
| Gaines     | 8    | 10-13    | 76.9 | 2-2     | 100.0 | 1-2     | 50.0  | 23-2.9    | 8-1.0    | 3   | 13  | 0  | 3   |
| Knul       | 6    | 7-16     | 43.7 | 0-0     | 0.0   | 10-10   | 100.0 | 24-4.0    | 6-1.0    | 1   | 5   | 0  | 2   |
| Totals     | 30   | 807-1828 | 44.1 | 125-417 | 29.9  | 418-621 | 67.3  | 2157-71.9 | 952-34.9 | 382 | 473 | 70 | 295 |



## XAVIER UNIVERSITY WOMEN'S BASKETBALL STATISTICS

| PLAYERS  | 2-PT |          |      | 3-PT    |      | TOTAL   |      | TOTAL     |           | AST | TO  | BL | ST  |
|----------|------|----------|------|---------|------|---------|------|-----------|-----------|-----|-----|----|-----|
|          | GA   | GM-FGA   | PCT  | FGM-FGA | PCT  | FTM-FTA | PCT  | PTS-AVG   | REB-AVG   |     |     |    |     |
| A. Jones | 36   | 178-435  | 40.9 | 21-76   | 27.6 | 106-162 | 65.4 | 483-13.4  | 147-4.1   | 135 | 126 | 23 | 126 |
| Maynard  | 36   | 127-265  | 47.9 | 1-5     | 20.0 | 37-57   | 64.9 | 292-8.1   | 80-2.2    | 64  | 81  | 8  | 74  |
| Bell     | 36   | 110-254  | 43.3 | 3-15    | 20.0 | 40-56   | 71.4 | 263-7.3   | 179-5.0   | 76  | 57  | 15 | 53  |
| Davis    | 36   | 226-461  | 49.0 | 0-2     | 0.0  | 79-126  | 62.7 | 531-14.8  | 289-8.0   | 27  | 67  | 8  | 55  |
| Simpkins | 35   | 205-363  | 56.4 | 0-1     | 0.0  | 122-185 | 65.9 | 532-15.2  | 261-7.5   | 58  | 99  | 5  | 84  |
| Walker   | 36   | 23-105   | 21.9 | 6-33    | 18.2 | 8-15    | 53.3 | 60-1.7    | 29-0.8    | 23  | 35  | 0  | 13  |
| Turner   | 20   | 10-35    | 28.5 | 0-2     | 0.0  | 15-20   | 75.0 | 35-1.8    | 20-1.0    | 10  | 20  | 2  | 19  |
| Miller   | 22   | 7-30     | 23.3 | 4-17    | 23.5 | 7-14    | 50.0 | 25-1.1    | 23-1.0    | 12  | 15  | 0  | 7   |
| Brown    | 20   | 3-26     | 11.5 | 0-6     | 0.0  | 0-1     | 0.0  | 6-0.3     | 18-0.9    | 2   | 7   | 0  | 4   |
| Daniels  | 12   | 3-12     | 25.0 | 1-4     | 25.0 | 0-4     | 0.0  | 7-0.6     | 6-0.5     | 1   | 6   | 0  | 3   |
| Taylor   | 31   | 21-68    | 30.8 | 0-0     | 0.0  | 14-27   | 51.9 | 56-1.8    | 86-2.8    | 7   | 26  | 8  | 16  |
| N. Jones | 24   | 23-61    | 37.7 | 0-1     | 0.0  | 8-17    | 47.1 | 54-2.3    | 34-1.4    | 3   | 21  | 4  | 6   |
| Wells    | 16   | 50-119   | 42.0 | 10-40   | 25.0 | 18-24   | 75.0 | 128-8.0   | 29-1.8    | 69  | 67  | 1  | 38  |
| Wilmer   | 9    | 5-9      | 55.5 | 0-0     | 0.0  | 1-3     | 33.3 | 11-1.2    | 12-1.3    | 0   | 3   | 2  | 1   |
| Totals   | 36   | 991-2243 | 44.2 | 46-202  | 22.7 | 455-711 | 64.0 | 2483-69.0 | 1213-38.4 | 487 | 630 | 76 | 499 |

## 1996-97 Men's Basketball Team Statistics

### GCAC Standings

| Team           | W-L   | PCT   | Conf. Seas. | PCT  | Tournament | National | Overall |
|----------------|-------|-------|-------------|------|------------|----------|---------|
| 1. Dillard     | 18-11 | 0.621 | 13 — 5      | .722 | 1-1        | 1-1      | 20-13   |
| 2. SUNO        | 18-10 | 0.643 | 12 — 6      | .667 | 0-1        |          | 18-11   |
| 2. Mobile      | 23-09 | 0.719 | 12 — 6      | .667 | 2-1        |          | 23-10   |
| 4. Spring Hill | 14-14 | 0.500 | 10 — 8      | .556 | 2-1        |          | 16-15   |
| 4. Tougaloo    | 8-14  | 0.563 | 10 — 8      | .556 | 1-1        |          | 19-15   |
| 4. Wm. Carey   | 9-13  | 0.594 | 10 — 8      | .556 | 3-0        | 0-1      | 22-14   |
| 4. Xavier      | 15-14 | 0.517 | 10 — 8      | .556 | 0-1        |          | 15-15   |
| 8. Belhaven    | 16-16 | 0.500 | 8 — 10      | .444 | 0-1        |          | 16-17   |
| 9. LA College  | 6-20  | 0.231 | 3 — 15      | .167 | 0-0        |          | 6-20    |
| 10. Loyola     | 7-24  | 0.22  | 2..... 16   | .111 | 0-0        |          | 7-24    |

### Team Scoring

| Team        | Off  | Def  | Margin |
|-------------|------|------|--------|
| Mobile      | 83.1 | 76.6 | 6.5    |
| Dillard     | 76.2 | 70.5 | 5.7    |
| Spring Hill | 73.8 | 69.7 | 4.1    |
| Wm. Carey   | 81.8 | 77.8 | 3.9    |
| SUNO        | 80.1 | 76.9 | 3.2    |
| Tougaloo    | 77.3 | 75.1 | 2.3    |
| Belhaven    | 77.8 | 75.9 | 1.9    |
| Xavier      | 71.5 | 72.0 | 0.1    |
| LA College  | 78.2 | 85.0 | -6.8   |
| Loyola      | 82.1 | 91.8 | -9.8   |

### Total Field Goal Shooting

| Team        | 3-pt    |      | Total    |      |
|-------------|---------|------|----------|------|
|             | FGM-FGA | Pct  | FGM-FGA  | PCT  |
| Mobile      | 213-530 | .402 | 968-2026 | .478 |
| Spring Hill | 155-405 | .383 | 750-157  | .476 |
| Dillard     | 75-243  | .309 | 795-1678 | .474 |
| Wm. Carey   | 181-526 | .344 | 950-2059 | .461 |
| Belhaven    | 188-581 | .324 | 890-1977 | .450 |
| Tougaloo    | 181-70  | .257 | 866-1950 | .444 |
| Xavier      | 124-411 | .302 | 776-1773 | .438 |
| SUNO        | 174-499 | .349 | 762-1744 | .437 |
| Loyola      | 149-445 | .335 | 850-1974 | .431 |
| La College  | 198-628 | .315 | 736-1732 | .425 |



### Team Rebounding

| Team        | Avg. | Opp. | Margin |
|-------------|------|------|--------|
| Dillard     | 39.3 | 32.2 | 7.1    |
| Belhaven    | 34.1 | 27.1 | 7.1    |
| Spring Hill | 37.8 | 32.6 | 5.2    |
| Mobile      | 38.3 | 33.6 | 4.7    |
| Wm. Carey   | 41.2 | 36.8 | 4.4    |
| Tougaloo    | 34.6 | 32.1 | 2.5    |
| Xavier      | 35.1 | 34.9 | 0.2    |
| SUNO        | 35.6 | 38.4 | -2.7   |
| Loyola      | 35.9 | 42.2 | -6.3   |
| LA College  | 35.0 | 42.8 | -7.8   |

### Free Throw Shooting

| Team        | FTM-FTA | Pct. |
|-------------|---------|------|
| Mobile      | 510-704 | 72.4 |
| Tougaloo    | 380-534 | 71.2 |
| Loyola      | 613-883 | 69.4 |
| Xavier      | 397-591 | 67.2 |
| SUNO        | 464-692 | 67.1 |
| Belhaven    | 523-783 | 66.8 |
| Dillard     | 545-824 | 66.1 |
| LA College  | 363-554 | 65.5 |
| Wm. Carey   | 535-840 | 63.7 |
| Spring Hill | 411-653 | 62.9 |

**1996-97 Men's Basketball Individual Statistics**Scoring

| Name           | GA | 3PT | FGM | FT  | POINTS | AVG  |
|----------------|----|-----|-----|-----|--------|------|
| W. Quinn, SU   | 27 | 71  | 183 | 174 | 611    | 22.6 |
| R. Francis, BC | 32 | 65  | 228 | 166 | 687    | 21.5 |
| L. Edward, UM  | 32 | 79  | 204 | 132 | 619    | 19.3 |
| R. Thweatt, LC | 26 | 8   | 189 | 108 | 494    | 19.0 |
| D. Clark, TC   | 29 | 50  | 205 | 75  | 535    | 18.4 |
| S. Magee, LC   | 26 | 49  | 168 | 93  | 478    | 18.4 |
| S. Alfonso, LU | 23 | 10  | 151 | 112 | 424    | 18.4 |
| K. Johnson, XU | 21 | 1   | 152 | 81  | 386    | 18.4 |
| C. Bentley, TC | 29 | 22  | 208 | 74  | 512    | 17.7 |
| K. Nason, SU   | 20 | 47  | 135 | 35  | 352    | 17.6 |
| R. Ford, WC    | 32 | 32  | 193 | 125 | 543    | 17.0 |

Rebounding

| Name                | GA | REB | AVG  |
|---------------------|----|-----|------|
| C. Betley, TC       | 29 | 388 | 13.4 |
| S. Alfonso, LU      | 23 | 237 | 10.3 |
| E. Campbell, SHC    | 28 | 260 | 9.3  |
| K. Johnson, XU      | 21 | 184 | 8.8  |
| M. McBride, TC      | 25 | 213 | 8.5  |
| E. Williams, DU     | 26 | 205 | 7.9  |
| B. Washington, SUNO | 21 | 152 | 7.2  |
| J. Bryant, WCC      | 31 | 216 | 7.0  |
| M. Hunte, UM        | 32 | 220 | 6.9  |
| R. Thweatt, LC      | 26 | 179 | 6.9  |
| S. Semple, DU       | 29 | 194 | 6.7  |

Free Throw

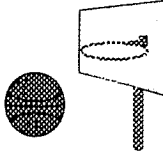
| Name          | School | GA | FTM-FTA | Pct. |
|---------------|--------|----|---------|------|
| 1. T. Pledger | BC     | 31 | 87-100  | 87.0 |
| 2. L. Edwards | UM     | 32 | 132-157 | 84.1 |
| 3. R. Ford    | WC     | 32 | 129-159 | 81.1 |
| 4. R. Rivera  | LU     | 29 | 104-135 | 77.0 |
| 5. D. Clark   | TC     | 29 | 80-105  | 76.2 |
| 6. W. Quinn   | SU     | 27 | 174-235 | 74.0 |
| 7. K. Johnson | XU     | 21 | 81-110  | 73.6 |
| 8. R. Francis | BC     | 32 | 166-226 | 73.5 |

Three Point Field Goal Shooting

| Name            | School | GA | FGM-FGA | Pct. |
|-----------------|--------|----|---------|------|
| 1. D. Henderson | DU     | 18 | 21-46   | 45.7 |
| 2. F. Taylor    | UM     | 32 | 68-161  | 42.2 |
| 3. K. Nason     | SU     | 21 | 47-113  | 41.6 |
| 4. L. Edwards   | UM     | 32 | 79-195  | 40.5 |
| 5. C. Frazier   | SH     | 28 | 86-214  | 40.2 |
| 6. D. Pugh      | WC     | 32 | 108-270 | 40.0 |
| 7. J. Kincaid   | LC     | 30 | 45-113  | 39.8 |
| 8. R. Ford      | WC     | 32 | 32-83   | 38.6 |

Assists

| Name       | School | GA | Asst | Pct |
|------------|--------|----|------|-----|
| J. Gray    | LC     | 26 | 135  | 5.2 |
| R. Antee   | UM     | 32 | 161  | 5.0 |
| B. Rivera  | LU     | 29 | 120  | 4.1 |
| W. Quinn   | SU     | 27 | 112  | 4.1 |
| C. Bentley | TC     | 29 | 114  | 3.9 |



## GCAC MEN'S BASKETBALL SEASON RECORDS

Team Scoring, Seas. Avg., Off.  
Wm. Carey, 1989-90, 94.7

Team Scoring, Seas. Avg., Def.  
Belhaven, 1981-82, 55.6

Team Scoring, Seas. Avg., Margin  
Mobile Col. 1987-88, +18.6

Team FGM, Seas.  
Sp. Hill, 1987-88, 1244

Team FG Pct., Seas.  
Sp. Hill, 1987-88, .560 (1244/2221)

Team FTM, Seas.  
Wm. Carey, 1988-89, 709

Team FT Pct., Seas.  
Wm. Carey, 1982-83 .757 (433/572)

Team Reb., Seas. Avg., Off.  
Wm. Carey, 1989-90, 48.9

Team Reb., Seas. Avg. Def.  
Dillard, 1986-87, 41.5  
Wm. Carey, 1994-96, 41.5

Team Reb. Seas. Avg., Margin  
Wm. Carey, 1989-90, +10.4

Team Three Point FG, Total Seas.  
Wm. Carey, 1994-95, 315

Team Three Point FG, Seas. Pct.  
SUNO, 1987-88, .435 (85-195)

Most Wins, Team, Seas.  
Mobile, 1993-94, 32

Individual Scoring, Seas., Total Pts.  
Gray, Wm. Carey, 1985-86, 773

Individual Scoring, Seas., Game Avg.  
Jones, Dillard, 1988-89, 26.0

FG Shooting, Total Made, Seas.  
Jones, Dillard, 1988-89, 297

FG Shooting, Seas., Pct.  
Gullet, Xavier, 1981-82, .678 (118/174)

FT Shooting, Total Made, Seas.  
Woody, Wm. Carey, 1984-85, 189  
Gray, Wm. Carey, 1985-86., 189

FT Shooting, Seas. Pct.  
Hamilton, La. College, 1984-85  
.886 (62-70)

Individual Reb., Seas., Total  
Cooper, Wm. Carey, 1983-84, 346

Individual Reb., Seas., Game Avg.  
Bentley, Tougaloo, 1996-97, 13.4

Assists. Total, Seas.  
Nelson, Spring Hill, 1987-88, 279

Assists, Seas., Game Avg.  
Nelson, Spring Hill, 1987-88. 6.9

Three Point FG, Seas., Total  
Dexter Pugh, Wm. Carey, 1996-97, 125

Three Point FG, Seas. Pct.  
Clemons, Mobile, 1993-4, .537 (22-41)

Team Record, Best Pct.  
Mobile, 1993-94, .941 (32-2)




**GCAC Men's Basketball Individual Game Records**  
(Through 1996-97 Season)

Individual Single Game

|                    |  |
|--------------------|--|
| Most Points Scored | 42 Steve Magee, LC vs Belhaven, Jan 6, 1997.               |
| Most FGA           | 31 Juan Mercier, Xavier vs Belhaven, Feb 14, 1987.         |
| Most FGM           | 17 Eugene Johnson, Wm. Carey, Feb 12, 1982,                |
| Most FTA           | 21 Juan Mercier, Xavier vs La. Col., Jan 19, 1987.         |
| Most FTM           | 17 Tony Woody, Wm. Carey vs Dillard, Jan 14, 1985.         |
| Most 3 pt. FGA     | 17 Barry Johnson, Dillard vs Tougaloo, Jan 21, 1989.       |
| Most 3 pt. FGM     | 10 Francisco Hardy, Wm. Carey vs Tougaloo, Jan 24, 1991.   |
| Most Rebounds      | 22 Zac Cooper, Wm. Carey vs Spring Hill, Feb 12, 1983.     |
| Most Assists       | 19 Derrick Collins, Xavier vs Spring Hill, Feb 3, 1986.    |
| Most Steals        | 8 Leslie McClinton, Wm Carey vs Spring Hill, Jan 29, 1990. |
|                    | 8 Dennis Powell, UM vs Xavier, Jan 21, 1993.               |
| Most Blocked Shots | 6 Leslie McClinton, Wm. Carey vs SUNO, Jan 20, 1990.       |
|                    | 6 Julian Moore, Wm. Carey vs Mobile, Feb 16, 1987.         |
|                    | 6 Steven Hawthorne, Wm. Carey vs Sp. Hill, Feb 17, 1994.   |

Team Single Game

|                           |   |
|---------------------------|---|
| Most Points Scored        | 132 Wm. Carey vs SUNO, Feb 23, 1989       |
|                           | 132 Belhaven vs SUNO, Feb 16, 1991        |
| Fewest Points Scored      | 31 Tougaloo vs Mobile, Jan 21, 1993       |
| Most FGA                  | 94 Wm. Carey vs Spring Hill, Feb 27, 1984 |
| Most FGM                  | 49 Wm. Carey vs Xavier, Feb 17, 1990      |
| Most FTA                  | 56 Spring Hill vs Dillard, March 7, 1997  |
| Most FTM                  | 41 Spring Hill vs Dillard, March 7, 1997  |
| Most 3 Pt. FGA            | 36 Wm. Carey vs Tougaloo, Feb 6, 1995     |
| Most 3 PT. FGM            | 16 LC vs Belhaven, Jan 6, 1997            |
| Most Rebounds             | 69 Wm. Carey vs Xavier, Feb 17, 1990      |
| Most Assists              | 38 Wm. Carey vs SUNO, Feb 23, 1989        |
| Most Pts., Losing Game    | 123 SUNO vs Belhaven, Feb 16, 1991        |
| Fewest Pts. Winning game  | 51 Dillard vs Belhaven, Jan 26, 1984      |
| Most Points, Both Teams   | 255 Belhaven vs SUNO, Feb 16, 1991        |
| Fewest Points, Both Teams | 97 Belhaven vs Xavier, Jan 21, 1982       |
| Highest Field Goal %      | 70.0 Spring Hill vs SUNO, Jan 11, 1993    |
| Lowest Field Goal %       | 29.5 Xavier vs Wm. Carey, Feb 10, 1996    |
| Highest FG.% Both Teams   | 64.0 Wm. Carey vs Tougaloo, Mar 3, 1995   |
| Lowest FG % Both Teams    | 33.3 Wm. Carey vs Mobile, Jan 18, 1994    |



## 1996-1997 GCAC Men's Basketball All-Conference Team

| <u>Name</u>      | <u>School</u>                     | <u>POS</u> | <u>Class</u> | <u>Hgt</u> |
|------------------|-----------------------------------|------------|--------------|------------|
| Rodney Francis   | Belhaven College                  | G          | So           | 65         |
| Sean Semple      | Dillard University                | F          | Jr           | 67         |
| Eugene Williams  | Dillard University                | C          | Sr           | 69         |
| Steve Magee      | Louisiana College                 | G          | Sr           | 60         |
| Richie Thweatt   | Louisiana College                 | F          | So           | 67         |
| Steve Alfonso    | Loyola University                 | C          | Sr           | 66         |
| Larry Edwards    | University of Mobile              | G          | Sr           | 62         |
| Eric Campbell    | Spring Hill College               | F          | So           | 64         |
| Kenyatta Nason   | Southern University @ New Orleans | F          | So           | 64         |
| Willie Quinn     | Southern University @ New Orleans | G          | Sr           | 58         |
| Columbus Bentley | Tougaloo College                  | F          | Sr           | 63         |
| DeJuan Clark     | Tougaloo College                  | G          | So           | 511        |
| Reignea Ford     | William Carey College             | G          | Jr           | 64         |
| Dexter Pugh      | William Carey College             | G          | Jr           | 56         |
| Keith Johnson    | Xavier University                 | F          | Jr           | 66         |

|                       |  |
|-----------------------|--|
| Player of the Year:   | Willie Quinn, Southern University at New Orleans   |
| Newcomer of the Year: | Kenyatta Nason, Southern University at New Orleans |
| Freshman of the Year: | Rene Antee, University of Mobile                   |
| Coach of the Year:    | Jerry Loyd, Dillard University                     |



**1996-1997 GCAC Women's Basketball All-Conference Team:**

| <u>Name</u>      | <u>School</u>                     |   | <u>POS</u> | <u>Class</u> | <u>Hgt.</u> |
|------------------|-----------------------------------|---|------------|--------------|-------------|
| Danielle Haney   | Belhaven College                  |   | F          | So           | 59"         |
| LaTonya Johnson  | Dillard University                |   | G          | Jr           | 56"         |
| Cinnamon Rochon  | Dillard University                |   | F          | Sr           | 59"         |
| Kristie Small    | Louisiana College                 |   | G          | So           | 56"         |
| Brooke Surette   | Loyola University                 |   | G/F        | Fr           | 59"         |
| Bernadette Powe  | University of Mobile              |   | F/C        | Sr           | 510"        |
| Christy Smith    | University of Mobile              | G | Sr         | 54"          |             |
| Donmeka Martin   | Spring Hill College               | C | Jr         | 60"          |             |
| Katreka Webster  | Southern University @ New Orleans |   | F          | Jr           | 511"        |
| Mahalia McDonald | Tougaloo College                  |   | G/F        | Sr           | 58"         |
| Tracy Steward    | Tougaloo College                  |   | G          | Sr           | 55"         |
| Monica Lockhart  | William Carey College             | F | Jr         | 511"         |             |
| Casee Davis      | Xavier University                 | C | Jr         | 511"         |             |
| Antasha Jones    | Xavier University                 | F | Sr         | 59"          |             |
| Kim Simpkins     | Xavier University                 | F | So         | 59"          |             |

Co-Players of the Year: Antasha Jones, Xavier University  
 Donmeka Martin, Spring Hill College  
 Kim Simpkins, Xavier University  
 Freshman of the Year: Brooke Surette, Loyola University  
 Newcomer of the Year: Kim Simpkins, Xavier University  
 Coach of the Year: Janice Joseph, Xavier University





## 1996-97 Women's Basketball Team Statistics

| <u>Team</u> | <u>W-L</u> | <u>Pct</u> | <u>Overall</u> | <u>Pct</u> | <u>Tournament</u> | <u>National</u> | <u>Overall</u> |
|-------------|------------|------------|----------------|------------|-------------------|-----------------|----------------|
| Xavier      | 25-6       | 80.6       | 16--2          | 88.9       | 3-0               | 2-1             | 30-7           |
| Mobile      | 22-9       | 71.0       | 15--3          | 83.3       | 1-1               |                 | 23-10          |
| LA College  | 19-9       | 67.9       | 14--4          | 77.8       | 0-1               |                 | 19-10          |
| Wm. Carey   | 15-13      | 53.6       | 10--8          | 55.6       | 1-1               |                 | 16-14          |
| Dillard     | 19-11      | 63.3       | 9--9           | 50.0       | 0-1               |                 | 19-12          |
| Tougaloo    | 17-15      | 53.1       | 8--10          | 44.4       | 2-1               | 0-1             | 19-17          |
| Spring Hill | 14-16      | 46.7       | 8--10          | 44.4       | 0-1               |                 | 14-17          |
| SUNO        | 12-13      | 48.0       | 7--11          | 38.9       | 0-1               |                 | 12-14          |
| Loyola      | 6-22       | 21.4       | 3--15          | 16.7       | 0-0               |                 | 6-22           |
| Belhaven    | 2-26       | 7.1        | 0--18          | 00.0       | 0-0               |                 | 2-26           |

| <u>Team Scoring</u> | <u>Off</u> | <u>Def</u> |       |
|---------------------|------------|------------|-------|
| <u>Margin</u>       |            |            |       |
| Xavier              | 68.2       | 54.6       | 13.6  |
| Tougaloo            | 76.7       | 67.3       | 9.4   |
| LA College          | 74.8       | 66.9       | 7.9   |
| Dillard             | 69.0       | 62.3       | 6.6   |
| Mobile              | 68.7       | 62.2       | 6.5   |
| Spring Hill         | 70.9       | 65.2       | 5.8   |
| Wm. Carey           | 66.3       | 63.8       | 2.5   |
| SUNO                | 57.3       | 59.4       | -2.0  |
| Loyola              | 63.7       | 79.5       | -15.8 |
| Belhaven            | 48.8       | 77.3       | -28.4 |

### Total Field Goal Shooting

| <u>Team</u> | <u>3-PT</u>    |            | <u>Total</u>   |            |
|-------------|----------------|------------|----------------|------------|
|             | <u>FGM-FGA</u> | <u>Pct</u> | <u>FGM-FGA</u> | <u>Pct</u> |
| Mobile      | 85-259         | 32.8       | 814-1782       | 45.7       |
| Dillard     | 99-295         | 33.6       | 784-1777       | 44.1       |
| Xavier      | 42-185         | 22.7       | 850-1944       | 43.7       |
| Spring Hill | 102-327        | 31.2       | 800-1849       | 43.3       |
| LA College  | 142-457        | 31.1       | 769-1824       | 42.2       |
| Loyola      | 51-194         | 26.3       | 606-1447       | 41.9       |
| Wm. Carey   | 88-251         | 35.1       | 691-1651       | 41.9       |
| Tougaloo    | 134-445        | 30.1       | 894-2291       | 39.0       |
| SUNO        | 45-183         | 24.6       | 507-1430       | 35.5       |
| Belhaven    | 96-376         | 25.5       | 494-1537       | 32.1       |

### Team Reboundings

| <u>Team</u> | <u>Avg</u> | <u>Opp</u> | <u>Margin</u> |
|-------------|------------|------------|---------------|
| Dillard     | 39.3       | 32.2       | 7.1           |
| Belhaven    | 34.1       | 27.1       | 7.1           |
| Spring Hill | 37.8       | 32.6       | 5.2           |
| Mobile      | 38.3       | 33.6       | 4.7           |
| Wm. Carey   | 41.2       | 36.8       | 4.4           |
| Tougaloo    | 34.6       | 32.1       | 2.5           |
| Xavier      | 35.1       | 34.9       | 0.2           |
| SUNO        | 35.6       | 38.4       | -2.7          |
| Loyola      | 35.9       | 42.2       | -6.3          |
| LA College  | 35.0       | 42.8       | -7.8          |

### Free Throw Shooting

| <u>Team</u> | <u>FTM-FTA</u> | <u>Pct</u> |
|-------------|----------------|------------|
| Mobile      | 510-704        | 72.4       |
| Tougaloo    | 380-534        | 71.2       |
| Loyola      | 613-883        | 69.4       |
| Xavier      | 397-591        | 67.2       |
| SUNO        | 464-692        | 67.1       |
| Belhaven    | 523-783        | 66.8       |
| Dillard     | 545-824        | 66.1       |
| LA College  | 363-554        | 65.5       |
| Wm. Carey   | 535-840        | 63.7       |
| Spring Hill | 411-653        | 62.9       |



## 1996-97 Women's Basketball Individual Statistics

Scoring

| Name        | School | GA | FT  | 3 Pt | 2Pt | Pts | Avg  |
|-------------|--------|----|-----|------|-----|-----|------|
| B. Surette  | LU     | 24 | 106 | 1    | 185 | 477 | 19.9 |
| D. Martin   | SHC    | 29 | 124 | 1    | 215 | 555 | 19.1 |
| T. Steward  | TU     | 31 | 90  | 55   | 186 | 517 | 16.7 |
| K. Small    | LU     | 27 | 121 | 30   | 147 | 455 | 16.5 |
| K. Simpkins | XU     | 30 | 103 | 0    | 173 | 449 | 15.0 |
| M. McDonald | TC     | 31 | 116 | 20   | 163 | 462 | 14.9 |
| B. Powe     | UM     | 30 | 71  | 2    | 186 | 445 | 14.8 |
| C. Davis    | XU     | 31 | 68  | 0    | 191 | 450 | 14.5 |
| M. Lockhart | WCC    | 28 | 68  | 0    | 16  | 404 | 14.4 |
| D. Haney    | BC     | 28 | 86  | 44   | 122 | 374 | 13.4 |
| L. Johnson  | DU     | 26 | 94  | 22   | 114 | 344 | 13.2 |
| A. Jones    | XU     | 31 | 77  | 19   | 155 | 406 | 13.1 |
| E. Adams    | BC     | 26 | 66  | 10   | 115 | 306 | 11.8 |

Total Field Goal Shooting

| Name        | School | GA | FGM | FGA | Avg  |
|-------------|--------|----|-----|-----|------|
| B. Powe     | UM     | 30 | 186 | 294 | 63.3 |
| K. Simpkins | XU     | 30 | 173 | 313 | 55.3 |
| D. Martin   | XU     | 29 | 215 | 399 | 53.9 |
| C. Davis    | XU     | 31 | 191 | 390 | 49.0 |
| M. Lockhart | WCC    | 28 | 168 | 381 | 44.1 |
| B. Surette  | LU     | 24 | 185 | 420 | 44.0 |
| M. McDonald | TC     | 31 | 181 | 425 | 42.6 |

Assists

| Name       | School | GA | Asst | Avg |
|------------|--------|----|------|-----|
| K. Small   | LC     | 27 | 180  | 6.7 |
| N. Lebron  | UM     | 18 | 91   | 5.1 |
| T. Steward | TC     | 31 | 126  | 4.1 |
| L. Johnson | DU     | 30 | 113  | 3.8 |
| L. Stuardi | SHC    | 28 | 109  | 3.9 |
| N. Satcher | DU     | 30 | 113  | 3.8 |
| M. Marino  | LU     | 14 | 52   | 3.7 |
| C. Smith   | UM     | 31 | 107  | 3.5 |
| A. Jones   | XU     | 31 | 105  | 3.4 |

Rebounding

| Name          | School | GA | Reb | Avg  |
|---------------|--------|----|-----|------|
| C. Rochon     | DU     | 30 | 304 | 10.1 |
| D. Martin     | SHC    | 29 | 292 | 10.1 |
| B. Surette    | LU     | 24 | 236 | 9.8  |
| B. Powe       | UM     | 30 | 283 | 9.4  |
| LaShawn Hall  | TC     | 21 | 170 | 8.1  |
| C. Davis      | XU     | 31 | 247 | 8.0  |
| M. Lockhart   | WCC    | 28 | 219 | 7.9  |
| L. Daniel     | LC     | 28 | 219 | 7.8  |
| K. Simpkins   | XU     | 30 | 227 | 7.6  |
| LaShanda Hall | TC     | 31 | 227 | 7.3  |

Free Throw Shooting

| Name         | School | GA | FTM-FTA | Avg  |
|--------------|--------|----|---------|------|
| M. McDonald  | TC     | 31 | 116-156 | 74.4 |
| D. Martin    | SHC    | 29 | 124-169 | 73.4 |
| K. Small     | LC     | 27 | 121 167 | 72.5 |
| LaShawn Hall | TC     | 21 | 75-1005 | 71.4 |
| L. Johnson   | DU     | 26 | 94-137  | 68.6 |
| T. Steward   | TC     | 31 | 90-133  | 67.7 |
| B. Surette   | LU     | 24 | 106-157 | 67.5 |
| K. Simpkins  | XU     | 30 | 103-156 | 66.0 |

Three Point Shooting

| Name        | School | GA | FGM-FGA | Avg  |
|-------------|--------|----|---------|------|
| G. Griffin  | WC     | 28 | 57 131  | 43.5 |
| C. Smith    | UM     | 31 | 52 134  | 38.8 |
| E. Lipscomb | DU     | 28 | 44 120  | 36.7 |
| K. Small    | LC     | 27 | 30 87   | 34.5 |
| L. Stuardi  | SHC    | 28 | 36 105  | 34.3 |
| N. Sather   | CU     | 30 | 31 91   | 34.1 |
| M. Marino   | LU     | 14 | 21 63   | 33.3 |



# GCAC Women's Basketball Season Records

(through 1996-97 season)

Team Scoring, Avg. Off.  
La. College, 1985-86, 86.7

Team Scoring, Seas. Avg. Def.  
La. College, 1982-83, 57.0

Team Scoring, Seas. Avg. Margin  
Dillard, 1983-84, +22.1  
Xavier, 1993-94, +22.1

Team FGM, Seas.  
La. College, 1985-86, 1181

Team FG Pct., Seas.  
Wm. Carey, 1986-87 .527 (895-1697)

Team FTM, Seas.  
Spring Hill, 1994-95, 540  
1995-96, 540

Team FT Pct., Seas.  
La. College, 1988-89, .762 (502/659)

Team Reb., Seas. Avg., Off.  
Dillard, 1983-84, 45.4

Team Reb., Seas. Avg. Def.  
Belhaven, 1982-83, 50.0

Team Reb., Seas. Avg. Margin  
Dillard, 1983-84, +14.5

Team Three Point FG, Total Seas.  
La. College, 1996-97, 144

Team Three Point FG, Seas. Pct.  
Belhaven, 1988-89, .449

Most Wins, Team, Seas.  
La. College, 1985-86, 31

Individual Scoring, Seas., Total Points  
Jones, TA., Wm. Carey, 1992-93, 923

Individual Scoring, Seas., Game Avg.  
McCullon, Wm. Carey, 1986-87, 32.1

FG Shooting, Total Made, Seas.  
Jones, Ta. Wm. Carey, 1992-93, 373

FG Shooting, Seas. Pct.  
Beasley, Wm. Carey, 1982-83  
.642 (217/338)

FT Shooting, Total Made, Seas.  
Joseph, La. College, 1985-86, 192

FT Shooting, Seas. Pct.  
Quinn, Wm Carey, 1983-84, .869 (80/92)

Individual Reb., Seas., Game Avg.  
Franklin, Dillard, 1984-85, 17.2

Assists, Total, Seas.  
Joseph, La. College, 1985-86, 283

Assists, Seas., Game Avg.  
Young, Wm. Carey, 1986-87, 10.1

Three Point FG, Seas., Total  
Johnson, La. College, 1987-8, 84

Three Point FG, Seas. Pct.  
Barnes, Belhaven, 1988-89, .562 (54-96)

Team Record, Best Pct.  
La. College, 1985-86, .912 (31-3)



**GCAC Women's Individual Game Records  
1996 -1997**

Individual Single Game

|                               |  |
|-------------------------------|--|
| Most Points Scored            | -50 - Demetria Lang, Xavier vs SUNO, Feb 10, 1987          |
| Most Field Goals Attempted    | -30 - Demetria Lang, Xavier vs SUNO, Feb 10, 1987          |
| Most Field Goals Made         | -22 - Demetria Lang, Xavier vs SUNO, Feb 10, 1987          |
| Most Free Throws Attempted    | -20 - Tammie Beasley, Wm. Carey vs Dillard, Feb 13, 1984   |
| Most Free Throws Made         | -16 - Debbie Watts, LA Col. vs Mobile Col., Jan 28, 1989   |
| Most Three Point FG Attempted | -13 - Debra Johnson, LA Col. vs Tougaloo, Feb 22, 1988     |
| Most Three Point FG Made      | - 7- Debra Johnson, LA Col. vs Tougaloo, Feb 1, 1988       |
| Most Rebounds                 | - 22 - Demetria Lang, Xavier vs Spring Hill, Feb 16, 1987  |
| Most Assists                  | -18 - Angel Young, Wm. Carey vs Tougaloo, Feb 8, 1993      |
| Most Steals                   | -10 - Shantia Luckett, Wm. Carey vs Tougaloo, Feb 8, 1993  |
| Most Blocked Shots            | -5 - Donmeka Martin, Spring Hill vs Belhaven, Jan 20, 1996 |
|                               | -5 - Donmeka Martin, Spring Hill vs Loyola, Jan 16, 1997   |
|                               | -5 - Donmeka Martin, Spring Hill vs Belhaven, Jan 30, 1997 |
|                               | -5 - Donmeka Martin, Spring Hill vs Tougaloo, Feb 7, 1997  |
|                               | -5 - Ellie Ramey, Spring Hill vs Loyola, Jan 25, 1996      |

Team Single Game

|                               |  |
|-------------------------------|--|
| Most Points Scored            | 118 Mobile vs Tougaloo, Feb 6, 1993      |
| Fewest Points Scored          | 31 Tougaloo vs Mobile, Jan 21, 1993      |
| Most Field Goals Attempted    | 101 Xavier vs Tougaloo, Feb 1, 1993      |
| Most Field Goals Made         | 50 Wm. Carey vs Tougaloo, Feb 8, 1993    |
| Most Free Throws Made         | 33 SUNO vs Mobile, Jan 27 1989           |
| Most Three Point FG Attempted | 22 LA. Col. vs Mobile, Feb 7, 1997       |
|                               | 21 Wm. Carey vs LA. Col., Feb 13, 1993   |
| Most Three Point FG Made      | 10 Wm. Carey vs Tougaloo, Feb 8, 1993    |
| Most Rebounds                 | 74 Xavier vs Tougaloo, Feb 1, 1993       |
| Most Assists                  | 39 Wm. Carey vs Tougaloo, Feb 8, 1993    |
| Most Points, Losing Game      | 98 LA Col. vs SUNO, Feb 13, 1989         |
| Fewest Points, Winning Game   | 50 Spring Hill vs Belhaven, Dec 8, 1982  |
| Most Points, Both Teams       | 206 SUNO vs LA. Col., Feb 13, 1989       |
| Fewest Points, Both Teams     | 94 Spring Hill vs Belhaven, Dec 8, 1982  |
|                               | 94 Xavier vs Belhaven, Feb 18, 1984      |
| Highest Field Goal %          | 75.0 Wm. Carey vs Dillard, Feb 7, 1987   |
| Lowest Field Goal %           | 18.4 Tougaloo vs Mobile, Feb 8, 1992     |
| Highest FG % Both Teams       | 60.0 Wm. Carey vs Dillard, Feb 7, 1987   |
| Lowest FG % Both Teams        | 33.3 LA. Col. vs Wm. Carey, Feb 24, 1990 |



**GCAC Basketball Schedule 1997-98**

Thursday, January 8

Xavier at William Carey  
SUNO at Belhaven  
Dillard at Loyola

Friday, January 9

LC at Spring Hill  
Tougaloo at Mobile

Saturday, January 10

LC at Mobile  
Tougaloo at Spring Hill  
SUNO at Wm. Carey  
Belhaven at Dillard  
Loyola at Xavier

Thursday, January 15

Wm Carey at Loyola  
Mobile at Belhaven  
Spring Hill at Xavier  
Dillard at Tougaloo  
SUNO at LC

Saturday, January 17

Xavier at SUNO  
Spring Hill at Belhaven  
Mobile at Dillard  
Wm. Carey at Tougaloo  
LC at Loyola

Thursday, January 22

Xavier at Mobile  
Dillard at LC  
Loyola at Tougaloo  
Spring Hill at SUNO  
Wm. Carey at Belhaven

Saturday, January 24

Tougaloo at SUNO  
Loyola at Belhaven  
Xavier at Dillard  
Mobile at Spring Hill  
LC at Wm. Carey

Monday, January 26

LC at Xavier  
Spring Hill at Loyola  
Mobile at SUNO  
Belhaven at Tougaloo  
Dillard at Wm. Carey

Thursday, January 29

Loyola at Dillard

Saturday, January 31

Belhaven at LC  
Loyola at SUNO  
Xavier at Tougaloo  
Wm. Carey at Mobile  
Dillard at Spring Hill

Monday, February 2

Tougaloo at LC  
Spring Hill at Wm. Carey  
SUNO at Dillard  
Loyola at Mobile

Thursday, February 5

Mobile at Xavier  
SUNO at Spring Hill  
Tougaloo at Loyola  
LC at Dillard  
Belhaven at Wm. Carey

Saturday, February 7

Dillard at Belhaven  
Xavier at Loyola  
Mobile at LC  
Spring Hill at Tougaloo  
Wm. Carey at SUNO

Monday, February 9

Belhaven at Xavier  
Dillard at Mobile

Thursday, February 12

Loyola at Spring Hill  
Xavier at LC  
SUNO at Mobile  
Tougaloo at Belhaven  
Wm. Carey at Dillard

Saturday, February 14

Belhaven at SUNO  
Wm. Carey at Xavier  
Mobile at Tougaloo  
Spring Hill at LC

Monday, February 16

LC at SUNO  
Loyola at Wm. Carey  
Tougaloo at Dillard  
Xavier at Spring Hill  
Belhaven at Mobile

Thursday, February 19

SUNO at Loyola  
Spring Hill at Dillard  
LC at Belhaven  
Mobile at Wm. Carey  
Tougaloo at Xavier

Saturday, February 21


Belhaven at Spring Hill  
SUNO at Xavier  
Tougaloo at Wm. Carey  
Loyola at LC

Thursday, February 28

Mobile at Loyola  
LC at Tougaloo  
Dillard at SUNO  
Xavier at Belhaven  
Wm. Carey at Spring Hill

Saturday, February 28

Dillard at Xavier  
Spring Hill at Mobile  
SUNO at Tougaloo  
Belhaven at Loyola  
Wm. Carey at LC



### 1998 GCAC Baseball Schedule

Friday - Saturday, February 20-21

Belhaven at Mobile  
 William Carey at Spring Hill  
 Loyola at La College

Friday - Saturday, February 27-28

La College at Spring Hill  
 Wm. Carey at Belhaven  
 Mobile at Loyola

Friday - Saturday March 6-7

Mobile at La College  
 Spring Hill at Belhaven  
 Loyola at Wm. Carey

Friday - Saturday March 13-14

Belhaven at La College  
 Mobile at Wm. Carey  
 Loyola at Spring Hill

Friday - Saturday March 20-21

La College at Wm. Carey  
 Spring Hill at Mobile  
 Belhaven at Loyola

Friday - Saturday, March 27-28

Spring Hill at La College  
 Belhaven at Wm. Carey  
 Loyola at Mobile

Friday - Saturday, April 3-4

La College at Mobile  
 Belhaven at Spring Hill  
 Wm. Carey at Loyola

Friday - Saturday, April 10-11


Mobile at Belhaven  
 Spring Hill at Wm. Carey  
 La College at Loyola

Friday - Saturday, April 17-18

La College at Belhaven  
 Wm. Carey at Mobile  
 Spring Hill at Loyola

Friday - Saturday, April 24-25

Wm. Carey at La College  
 Mobile at Spring Hill  
 Loyola at Belhaven



GCAC Tournament - April 29-30, May 1-2

### Belhaven College Baseball Statistics

| <u>Player</u> | <u>Inn</u>  | <u>AB</u>   | <u>R</u>   | <u>H</u>   | <u>2B</u> | <u>3B</u> | <u>HR</u> | <u>BB</u>  | <u>RBI</u> | <u>SAC</u> | <u>K</u>   | <u>HP</u> | <u>Slug%</u> | <u>OB%</u>  | <u>Avg.</u> |
|---------------|-------------|-------------|------------|------------|-----------|-----------|-----------|------------|------------|------------|------------|-----------|--------------|-------------|-------------|
| Baglione      | 315         | 140         | 37         | 55         | 13        | 0         | 2         | 9          | 27         | 2          | 11         | 2         | .529         | .526        | .393        |
| Barthal       | 68          | 29          | 5          | 9          | 0         | 0         | 0         | 4          | 0          | 0          | 7          | 0         | .310         | .412        | .310        |
| Cox           | 311         | 151         | 43         | 56         | 11        | 0         | 0         | 18         | 23         | 5          | 13         | 5         | .444         | .480        | .371        |
| Culpepper     | 81          | 36          | 4          | 8          | 0         | 0         | 1         | 4          | 7          | 1          | 6          | 1         | .306         | .310        | .222        |
| Drye          | 272         | 117         | 19         | 33         | 4         | 0         | 4         | 13         | 19         | 2          | 15         | 6         | .419         | .384        | .282        |
| Duncan        | 310         | 150         | 41         | 57         | 8         | 4         | 4         | 13         | 32         | 7          | 23         | 4         | .567         | .466        | .380        |
| Frances.      | 194         | 94          | 17         | 20         | 5         | 0         | 0         | 10         | 12         | 1          | 19         | 6         | .266         | .355        | .213        |
| Frederic      | 75          | 33          | 9          | 12         | 2         | 0         | 0         | 2          | 1          | 0          | 7          | 2         | .424         | .447        | .364        |
| Gibson        | 165         | 55          | 6          | 12         | 0         | 0         | 1         | 6          | 10         | 0          | 15         | 2         | .273         | .365        | .218        |
| Guerrer       | 267         | 103         | 26         | 30         | 3         | 3         | 2         | 18         | 20         | 2          | 12         | 3         | .437         | .472        | .291        |
| Hall          | 331         | 130         | 31         | 33         | 7         | 0         | 7         | 18         | 33         | 1          | 37         | 9         | .469         | .411        | .254        |
| Hogue         | 296         | 121         | 23         | 29         | 7         | 1         | 3         | 13         | 28         | 4          | 22         | 4         | .388         | .357        | .240        |
| Jones M.      | 307         | 128         | 34         | 49         | 8         | 0         | 8         | 18         | 45         | 2          | 17         | 6         | .633         | .523        | .383        |
| Smithhart     | 6           | 4           | 0          | 1          | 0         | 0         | 0         | 0          | 0          | 0          | 0          | 0         | .250         | .500        | .250        |
| Walker        | 200         | 93          | 15         | 25         | 5         | 0         | 2         | 7          | 16         | 2          | 13         | 5         | .387         | .396        | .269        |
| Jones J.      | 16          | 10          | 1          | 2          | 0         | 0         | 1         | 0          | 1          | 0          | 3          | 0         | .500         | .300        | .200        |
| Galloway      | 7           | 3           | 0          | 0          | 0         | 0         | 0         | 0          | 0          | 0          | 2          | 0         | .000         | .000        | .000        |
| Sunesson      | 4           | 3           | 0          | 0          | 0         | 0         | 0         | 0          | 1          | 0          | 0          | 1         | .000         | .250        | .000        |
| Gulliot       | 8           | 2           | 1          | 0          | 0         | 0         | 0         | 1          | 0          | 0          | 2          | 1         | .000         | .500        | .000        |
| <b>Team</b>   | <b>3233</b> | <b>1402</b> | <b>312</b> | <b>431</b> | <b>73</b> | <b>8</b>  | <b>35</b> | <b>154</b> | <b>275</b> | <b>29</b>  | <b>224</b> | <b>57</b> | <b>.446</b>  | <b>.434</b> | <b>.307</b> |

| <u>Player</u>  | <u>IP</u>    | <u>BF</u>   | <u>H</u>   | <u>R</u>   | <u>ER</u>  | <u>BB</u>  | <u>WVP</u> | <u>Pitching</u> |            |           |           |           | <u>OBA</u>  | <u>ERA</u>  |
|----------------|--------------|-------------|------------|------------|------------|------------|------------|-----------------|------------|-----------|-----------|-----------|-------------|-------------|
|                |              |             |            |            |            |            |            | <u>HP</u>       | <u>K</u>   | <u>W</u>  | <u>L</u>  | <u>SV</u> |             |             |
| Brickler       | 87           | 412         | 127        | 70         | 46         | 13         | 3          | 5               | 58         | 4         | 9         | 0         | .322        | 3.70        |
| Culpep.        | 32.1         | 157         | 46         | 40         | 30         | 19         | 5          | 2               | 28         | 2         | 1         | 0         | .338        | 6.49        |
| Francescini    | 13.1         | 71          | 24         | 18         | 8          | 4          | 1          | 0               | 8          | 1         | 0         | 0         | .358        | 4.20        |
| Gibson         | 0.1          | 4           | 2          | 0          | 0          | 0          | 0          | 0               | 0          | 0         | 0         | 0         | .500        | 0.00        |
| Harvill        | 59           | 294         | 96         | 67         | 49         | 13         | 2          | 6               | 39         | 5         | 5         | 0         | .349        | 5.81        |
| Jones M        | 1.0          | 4           | 1          | 0          | 0          | 0          | 0          | 0               | 1          | 0         | 0         | 0         | .250        | 0.00        |
| Kramer         | 29           | 154         | 43         | 36         | 30         | 18         | 4          | 6               | 21         | 2         | 3         | 1         | .331        | 7.24        |
| Lowe           | 14           | 81          | 14         | 21         | 15         | 18         | 3          | 5               | 6          | 1         | 3         | 0         | .241        | 7.50        |
| Marshall       | 50           | 254         | 86         | 52         | 37         | 21         | 3          | 5               | 20         | 3         | 5         | 0         | .377        | 5.18        |
| StringFellow   | 26.2         | 142         | 39         | 31         | 28         | 13         | 4          | 6               | 9          | 1         | 0         | 1         | .317        | 6.83        |
| Walker         | 0.2          | 6           | 1          | 4          | 3          | 3          | 2          | 0               | 0          | 0         | 0         | 0         | .333        | 31.5        |
| Wilson         | 20.2         | 117         | 37         | 29         | 21         | 18         | 6          | 2               | 20         | 1         | 2         | 4         | .381        | 7.11        |
| Copeland       | 0.1          | 5           | 3          | 3          | 3          | 1          | 0          | 0               | 0          | 0         | 0         | 0         | .750        | 63.0        |
| Littleton      | 5.0          | 31          | 13         | 12         | 9          | 0          | 0          | 0               | 4          | 0         | 1         | 0         | .418        | 12.6        |
| <b>Totals:</b> | <b>339.1</b> | <b>1732</b> | <b>532</b> | <b>383</b> | <b>277</b> | <b>141</b> | <b>33</b>  | <b>37</b>       | <b>212</b> | <b>20</b> | <b>29</b> | <b>6</b>  | <b>.342</b> | <b>5.71</b> |

### Louisiana College Baseball Statistics

| Player      | GA | AB   | R   | H   | PO  | A   | E  | 2B | 3B | HR | SB | SAC | HBP | BB  | SO  | RBI | BA    |
|-------------|----|------|-----|-----|-----|-----|----|----|----|----|----|-----|-----|-----|-----|-----|-------|
| Sadler      | 40 | 136  | 37  | 41  | 89  | 6   | 1  | 6  | 1  | 0  | 7  | 6   | 4   | 16  | 20  | 12  | 0.301 |
| Robertson   | 34 | 83   | 21  | 19  | 38  | 3   | 5  | 2  | 0  | 0  | 0  | 3   | 1   | 10  | 19  | 9   | 0.229 |
| Donald      | 21 | 38   | 4   | 10  | 20  | 4   | 1  | 2  | 0  | 0  | 0  | 0   | 0   | 6   | 5   | 2   | 0.263 |
| O'Neal      | 37 | 115  | 17  | 39  | 0   | 1   | 1  | 5  | 0  | 4  | 0  | 2   | 1   | 3   | 18  | 18  | 0.339 |
| Arrington   | 40 | 126  | 20  | 34  | 30  | 72  | 16 | 7  | 0  | 2  | 1  | 1   | 4   | 12  | 19  | 22  | 0.270 |
| Leaumont    | 43 | 150  | 46  | 62  | 309 | 12  | 4  | 9  | 2  | 20 | 4  | 1   | 2   | 17  | 14  | 68  | 0.413 |
| Moore       | 34 | 95   | 15  | 25  | 57  | 63  | 16 | 5  | 0  | 5  | 0  | 1   | 0   | 11  | 30  | 14  | 0.263 |
| Lopez       | 42 | 113  | 10  | 28  | 159 | 29  | 11 | 3  | 0  | 0  | 0  | 3   | 5   | 8   | 13  | 11  | 0.257 |
| Freeman     | 21 | 29   | 5   | 4   | 0   | 0   | 0  | 1  | 0  | 1  | 0  | 1   | 0   | 4   | 9   | 3   | 0.138 |
| Gallineau   | 16 | 31   | 3   | 9   | 10  | 13  | 3  | 0  | 0  | 0  | 1  | 1   | 1   | 1   | 10  | 3   | 0.290 |
| Anderson    | 19 | 40   | 7   | 18  | 21  | 1   | 1  | 2  | 1  | 0  | 1  | 0   | 2   | 4   | 8   | 4   | 0.450 |
| Welch       | 41 | 124  | 22  | 37  | 46  | 89  | 16 | 5  | 0  | 8  | 0  | 1   | 0   | 9   | 13  | 25  | 0.298 |
| Bandy       | 4  | 5    | 0   | 1   | 1   | 1   | 0  | 0  | 0  | 0  | 0  | 0   | 0   | 0   | 2   | 0   | 0.200 |
| Harvey      | 13 | 16   | 3   | 1   | 10  | 13  | 5  | 0  | 0  | 0  | 0  | 0   | 0   | 1   | 5   | 0   | 0.063 |
| Aenild      | 6  | 6    | 1   | 1   | 3   | 6   | 1  | 0  | 0  | 0  | 0  | 0   | 0   | 1   | 1   | 0   | 0.167 |
| Bordelon    | 2  | 0    | 0   | 0   | 2   | 0   | 0  | 0  | 0  | 0  | 0  | 0   | 0   | 0   | 0   | 0   | 0.000 |
| Cedus       | 3  | 2    | 0   | 0   | 1   | 0   | 0  | 0  | 0  | 0  | 0  | 0   | 0   | 0   | 0   | 1   | 0.000 |
| Cloy        | 10 | 17   | 3   | 6   | 3   | 1   | 0  | 0  | 0  | 1  | 0  | 0   | 1   | 1   | 5   | 1   | 0.353 |
| Forman      | 7  | 2    | 0   | 0   | 5   | 7   | 2  | 0  | 0  | 0  | 0  | 0   | 0   | 1   | 0   | 0   | 0.000 |
| Goodling    | 9  | 16   | 0   | 5   | 0   | 0   | 0  | 0  | 2  | 0  | 0  | 1   | 0   | 0   | 3   | 5   | 0.313 |
| Self        | 30 | 89   | 26  | 29  | 51  | 4   | 0  | 1  | 0  | 1  | 1  | 3   | 2   | 12  | 9   | 16  | 0.326 |
| Wall        | 1  | 1    | 0   | 0   | 0   | 0   | 0  | 0  | 0  | 0  | 0  | 0   | 0   | 0   | 0   | 0   | 0.000 |
| Breaux      | 1  | 0    | 0   | 0   | 0   | 4   | 4  | 0  | 0  | 0  | 0  | 0   | 0   | 0   | 0   | 0   | 0.000 |
| Teeter      | 4  | 0    | 0   | 0   | 4   | 4   | 0  | 0  | 0  | 0  | 0  | 0   | 0   | 0   | 0   | 0   | 0.000 |
| LaCroix     | 3  | 0    | 0   | 0   | 0   | 4   | 1  | 0  | 0  | 0  | 0  | 0   | 0   | 0   | 0   | 0   | 0.000 |
| Bareswill   | 2  | 0    | 0   | 0   | 1   | 4   | 0  | 0  | 0  | 0  | 0  | 0   | 0   | 0   | 0   | 0   | 0.000 |
| Team Totals | 43 | 1234 | 240 | 370 | 860 | 339 | 84 | 48 | 6  | 42 | 15 | 24  | 23  | 117 | 204 | 213 | 0.300 |

| Player      | GA | IP    | H   | R   | ER  | Pitching |    |    |    |     |     | BF   | AVG   | W-L   | ERA   |
|-------------|----|-------|-----|-----|-----|----------|----|----|----|-----|-----|------|-------|-------|-------|
|             |    |       |     |     |     | HBP      | WP | GS | CG | BB  | SO  |      |       |       |       |
| O'Neal      | 1  | 1.0   | 0   | 3   | 3   | 0        | 0  | 0  | 0  | 3   | 0   | 6    | 0.000 | 0-0   | 27.00 |
| Teeter      | 16 | 65.7  | 81  | 50  | 32  | 2        | 3  | 8  | 5  | 14  | 37  | 258  | .314  | 5-7   | 4.39  |
| Lacroix     | 9  | 68.7  | 62  | 44  | 37  | 4        | 3  | 6  | 3  | 24  | 20  | 205  | 0.302 | 2-5   | 4.85  |
| Breaux      | 15 | 46.7  | 88  | 63  | 41  | 6        | 8  | 4  | 2  | 26  | 29  | 284  | 0.310 | 4-6   | 7.91  |
| Bareswill   | 16 | 72.0  | 86  | 55  | 50  | 5        | 2  | 3  | 0  | 19  | 37  | 320  | 0.269 | 3-5   | 6.25  |
| Bandy       | 8  | 17.0  | 20  | 28  | 21  | 3        | 4  | 0  | 0  | 12  | 8   | 82   | 0.244 | 1-2   | 11.12 |
| Donald      | 1  | 0.0   | 4   | 5   | 5   | 0        | 1  | 0  | 0  | 1   | 0   | 5    | 0.800 | 0-0   | 0.00  |
| Danier      | 1  | 1     | 1   | 1   | 1   | 1        | 0  | 0  | 0  | 0   | 0   | 4    | 0.250 | 0-0   | 9.00  |
| Leaumont    | 1  | 1.0   | 4   | 5   | 5   | 0        | 0  | 0  | 0  | 2   | 0   | 9    | 0.444 | 0-0   | 45.00 |
| Bordelon    | 5  | 30.7  | 32  | 25  | 22  | 2        | 4  | 3  | 1  | 21  | 7   | 143  | 0.224 | 1-2   | 6.46  |
| Team Totals | 43 | 303.7 | 378 | 279 | 217 | 23       | 25 | 24 | 11 | 122 | 138 | 1316 | 0.287 | 18-27 | 6.43  |



## Loyola University Baseball Statistics

| Players     | AVG  | GA | AB   | R   | H   | 2B | 3B | HR | RBI | BB  | HBP | SO  | OB%  | SB | PO   | A   | E  |
|-------------|------|----|------|-----|-----|----|----|----|-----|-----|-----|-----|------|----|------|-----|----|
| Castilo     | .370 | 50 | 162  | 41  | 60  | 12 | 6  | 0  | 21  | 23  | 6   | 26  | .461 | 11 | 90   | 107 | 13 |
| Sims        | .369 | 43 | 122  | 20  | 45  | 6  | 0  | 5  | 31  | 10  | 12  | 18  | .465 | 2  | 293  | 15  | 7  |
| Guidry      | .352 | 47 | 108  | 23  | 38  | 9  | 0  | 2  | 15  | 19  | 3   | 26  | .462 | 2  | 48   | 47  | 8  |
| Lamia       | .319 | 43 | 138  | 25  | 44  | 14 | 2  | 3  | 27  | 16  | 0   | 28  | .385 | 3  | 66   | 4   | 4  |
| Mackel      | .285 | 50 | 144  | 24  | 41  | 11 | 0  | 0  | 13  | 6   | 5   | 31  | .333 | 4  | 66   | 112 | 23 |
| Servat      | .284 | 51 | 155  | 21  | 44  | 9  | 0  | 3  | 33  | 15  | 3   | 25  | .350 | 5  | 34   | 73  | 7  |
| Olagues     | .274 | 50 | 164  | 22  | 45  | 11 | 2  | 3  | 39  | 19  | 2   | 27  | .349 | 2  | 60   | 5   | 5  |
| Drago       | .269 | 41 | 104  | 31  | 28  | 3  | 0  | 0  | 11  | 13  | 4   | 23  | .372 | 16 | 59   | 3   | 6  |
| Budd        | .250 | 6  | 4    | 0   | 1   | 0  | 0  | 0  | 1   | 2   | 0   | 1   | .50  | 0  | 2    | 1   | 0  |
| McSpaddin   | .228 | 48 | 123  | 11  | 28  | 9  | 0  | 0  | 14  | 13  | 1   | 25  | .302 | 1  | 71   | 12  | 6  |
| Graffagnini | .226 | 29 | 31   | 10  | 7   | 2  | 0  | 0  | 9   | 9   | 2   | 8   | .400 | 2  | 0    | 0   | 1  |
| Lindsey     | .222 | 35 | 72   | 4   | 16  | 2  | 0  | 0  | 4   | 0   | 4   | 20  | .260 | 1  | 128  | 23  | 8  |
| Chin-Aleon  | .220 | 29 | 41   | 4   | 9   | 0  | 1  | 0  | 3   | 8   | 1   | 12  | .353 | 1  | 118  | 17  | 1  |
| Unay        | .188 | 40 | 32   | 19  | 6   | 2  | 0  | 0  | 3   | 6   | 3   | 11  | .357 | 8  | 15   | 0   | 0  |
| Massey      | .182 | 7  | 11   | 0   | 2   | 1  | 0  | 0  | 1   | 1   | 1   | 6   | .308 | 0  | 14   | 1   | 0  |
| Dussouy     | .100 | 25 | 10   | 5   | 1   | 1  | 0  | 0  | 2   | 1   | 0   | 2   | .182 | 1  | 4    | 14  | 1  |
| Dorsey      | .000 | 4  | 3    | 1   | 0   | 0  | 0  | 0  | 0   | 0   | 0   | 2   | .000 | 0  | 0    | 0   | 0  |
| Smyczynsk   | .00  | 12 | 2    | 1   | 0   | 0  | 0  | 0  | 0   | 0   | 0   | 1   | .000 | 0  | 2    | 22  | 2  |
| Total       | .291 | 51 | 1426 | 268 | 415 | 92 | 11 | 16 | 227 | 161 | 47  | 292 | .378 | 59 | 1074 | 469 | 92 |

| Player     | ERA   | W-L   | GS | CG | Pitching |     |     |     |     |    |    |    |      |    |     |    |     |     |  |  |
|------------|-------|-------|----|----|----------|-----|-----|-----|-----|----|----|----|------|----|-----|----|-----|-----|--|--|
|            |       |       |    |    | IP       | H   | R   | ER  | SO  | 2B | 3B | HR | BF   | WP | HBP | BK | SFA | SHA |  |  |
| McSpaddi   | 1.67  | 1-1   | 0  | 0  | 27.0     | 27  | 7   | 5   | 14  | 3  | 1  | 0  | 118  | 0  | 6   | 0  | 1   | 0   |  |  |
| Crisler    | 2.84  | 0-0   | 0  | 0  | 6.1      | 6   | 3   | 2   | 5   | 1  | 0  | 0  | 28   | 0  | 0   | 0  | 0   | 0   |  |  |
| Olagues    | 3.60  | 0-1   | 0  | 0  | 5.0      | 7   | 4   | 2   | 4   | 2  | 0  | 0  | 25   | 0  | 1   | 0  | 0   | 0   |  |  |
| Servet     | 4.30  | 6-6   | 15 | 5  | 75.1     | 84  | 45  | 38  | 41  | 17 | 3  | 5  | 319  | 3  | 2   | 0  | 1   | 2   |  |  |
| Smyczynsky | 4.42  | 8-5   | 17 | 4  | 95.2     | 112 | 62  | 47  | 61  | 11 | 4  | 13 | 431  | 5  | 2   | 0  | 4   | 4   |  |  |
| Mackel     | 5.34  | 4-4   | 9  | 2  | 60.2     | 36  | 43  | 36  | 48  | 11 | 2  | 4  | 291  | 7  | 12  | 0  | 6   | 3   |  |  |
| Dussouy    | 6.79  | 3-6   | 6  | 2  | 50.1     | 57  | 47  | 38  | 44  | 8  | 2  | 4  | 243  | 6  | 7   | 0  | 0   | 4   |  |  |
| Gravolet   | 9.00  | 0-0   | 0  | 0  | 7.0      | 9   | 13  | 7   | 5   | 0  | 1  | 3  | 40   | 0  | 2   | 0  | 1   | 0   |  |  |
| Unay       | 9.00  | 0-0   | 0  | 0  | 4.0      | 4   | 43  | 4   | 2   | 1  | 0  | 0  | 22   | 0  | 1   | 0  | 0   | 0   |  |  |
| Coe        | 12.00 | 1-0   | 0  | 0  | 6.0      | 11  | 10  | 8   | 9   | 1  | 0  | 1  | 36   | 1  | 4   | 0  | 0   | 0   |  |  |
| Dobra      | 13.21 | 2-3   | 4  | 0  | 15.2     | 35  | 27  | 23  | 14  | 7  | 0  | 4  | 91   | 1  | 0   | 0  | 0   | 0   |  |  |
| Henry      | 18.0  | 0-0   | 0  | 0  | 1.0      | 4   | 2   | 2   | 1   | 1  | 0  | 0  | 8    | 0  | 0   | 0  | 1   | 0   |  |  |
| Total      | 5.34  | 25-26 | 51 | 13 | 354.0    | 412 | 267 | 210 | 248 | 63 | 13 | 34 | 1652 | 23 | 23  | 37 | 0   | 14  |  |  |

## University of Mobile Baseball Statistics

| <u>Player</u> | <u>AVG</u> | <u>GA</u> | <u>R</u> | <u>H</u> | <u>2B</u> | <u>3B</u> | <u>HR</u> | <u>RBI</u> | <u>TB</u> | <u>PO</u> | <u>A</u> | <u>E</u> | <u>HBP</u> | <u>BB</u> | <u>SO</u> | <u>SH-SF</u> | <u>SB-SBA</u> |
|---------------|------------|-----------|----------|----------|-----------|-----------|-----------|------------|-----------|-----------|----------|----------|------------|-----------|-----------|--------------|---------------|
| Facaine       | 1.00       | 1         | 0        | 1        | 0         | 0         | 0         | 1          | 1         | 5         | 22       | 1        | 0          | 0         | 0         | 0-0          | 0-0           |
| Rose          | .444       | 8         | 1        | 4        | 2         | 0         | 0         | 5          | 6         | 19        | 0        | 0        | 0          | 2         | 1         | 0-0          | 0-0           |
| Pagan         | .371       | 50        | 29       | 59       | 13        | 2         | 5         | 42         | 91        | 278       | 16       | 5        | 4          | 16        | 24        | 2-0          | 1-1           |
| Henley        | .347       | 50        | 23       | 52       | 15        | 0         | 4         | 37         | 79        | 254       | 1        | 2        | 0          | 11        | 24        | 2-2          | 0-0           |
| Valenzuela    | .340       | 50        | 29       | 53       | 15        | 2         | 1         | 23         | 75        | 20        | 89       | 10       | 2          | 12        | 8         | 7-0          | 2-2           |
| Galloway      | .333       | 3         | 0        | 1        | 0         | 0         | 0         | 1          | 1         | 2         | 1        | 0        | 0          | 0         | 0         | 1-0          | 0-0           |
| McCannts      | .302       | 50        | 37       | 49       | 14        | 1         | 3         | 32         | 74        | 46        | 46       | 10       | 3          | 11        | 20        | 9-1          | 5-6           |
| Romero        | .299       | 42        | 36       | 38       | 6         | 3         | 6         | 33         | 68        | 42        | 11       | 1        | 1          | 19        | 16        | 3-0          | 5-5           |
| Frazer        | .299       | 49        | 38       | 49       | 4         | 0         | 0         | 20         | 53        | 59        | 1        | 0        | 13         | 10        | 26        | 6-0          | 31-34         |
| Vazquez       | .289       | 50        | 25       | 39       | 6         | 2         | 0         | 15         | 49        | 79        | 122      | 6        | 2          | 11        | 13        | 7-0          | 1-1           |
| Andrews       | .280       | 49        | 29       | 37       | 7         | 0         | 1         | 18         | 47        | 189       | 12       | 1        | 5          | 12        | 18        | 4-2          | 0-0           |
| McDavid       | .275       | 38        | 13       | 22       | 2         | 0         | 0         | 9          | 24        | 27        | 0        | 2        | 1          | 12        | 11        | 3-0          | 0-0           |
| Rivera        | .241       | 36        | 17       | 20       | 2         | 2         | 1         | 14         | 29        | 39        | 92       | 11       | 0          | 11        | 14        | 9-0          | 2-2           |
| Gaston        | .190       | 11        | 2        | 4        | 0         | 0         | 0         | 4          | 4         | 12        | 3        | 0        | 1          | 0         | 11        | 0-0          | 0-0           |
| Reynolds      | .000       | 17        | 4        | 0        | 0         | 0         | 0         | 0          | 0         | 0         | 0        | 0        | 0          | 0         | 0         | 0-0          | 1-2           |
| Baker         | .000       | 5         | 2        | 0        | 0         | 0         | 0         | 0          | 0         | 2         | 0        | 0        | 0          | 0         | 0         | 0-0          | 2-2           |
| Frazier       | .000       | 1         | 0        | 0        | 0         | 0         | 0         | 0          | 0         | 2         | 7        | 0        | 0          | 0         | 0         | 0-0          | 0-0           |
| Totals        | .000       | 50        | 285      | 428      | 86        | 12        | 21        | 254        | 601       | 1079      | 452      | 49       | 32         | 127       | 186       | 53-5         | 50-55         |

## Pitching

| <u>Player</u> | <u>ERA</u> | <u>W-L</u> | <u>GS</u> | <u>S</u> | <u>IP</u> | <u>H</u> | <u>R</u> | <u>ER</u> | <u>BB</u> | <u>SO</u> | <u>HR</u> | <u>BF</u> | <u>WP</u> | <u>HBP</u> |
|---------------|------------|------------|-----------|----------|-----------|----------|----------|-----------|-----------|-----------|-----------|-----------|-----------|------------|
| McDavid       | 0.00       | 0-0        | 1         | 0        | 00.0      | 00       | 0        | 0         | 0         | 0         | 0         | 0         | 0         | 0          |
| Faciane       | 1.99       | 8-2        | 12        | 0        | 72.1      | 60       | 24       | 16        | 23        | 48        | 0         | 298       | 7         | 8          |
| Westfaul      | 2.37       | 6-2        | 4         | 1        | 38.0      | 35       | 18       | 10        | 11        | 24        | 1         | 164       | 3         | 3          |
| Reynolds      | 2.70       | 0-0        | 0         | 0        | 03.1      | 4        | 1        | 1         | 4         | 4         | 0         | 19        | 0         | 1          |
| Madden        | 2.84       | 3-0        | 3         | 0        | 31.2      | 26       | 12       | 10        | 10        | 33        | 3         | 129       | 1         | 3          |
| Frazier       | 2.95       | 7-1        | 8         | 2        | 42.2      | 31       | 17       | 14        | 15        | 43        | 0         | 178       | 1         | 6          |
| Painter       | 3.00       | 0-0        | 0         | 0        | 03.0      | 3        | 1        | 1         | 0         | 2         | 0         | 11        | 0         | 0          |
| Rivera        | 3.03       | 7-2        | 9         | 0        | 62.1      | 41       | 22       | 21        | 30        | 83        | 2         | 256       | 1         | 4          |
| Gaston        | 3.26       | 1-0        | 1         | 10       | 19.1      | 9        | 7        | 7         | 15        | 31        | 1         | 80        | 1         | 1          |
| Romero        | 3.40       | 4-2        | 6         | 0        | 45.0      | 33       | 23       | 17        | 8         | 63        | 4         | 189       | 5         | 11         |
| Bryars        | 4.30       | 1-1        | 1         | 0        | 14.2      | 16       | 9        | 7         | 7         | 11        | 1         | 66        | 2         | 0          |
| Connell       | 7.24       | 1-2        | 5         | 0        | 27.1      | 40       | 24       | 22        | 10        | 26        | 2         | 127       | 2         | 1          |
| Totals        | 3.15       | 38-12      | 50        | 13       | 359.2     | 298      | 158      | 126       | 133       | 368       | 14        | 1517      | 23        | 38         |

### Spring Hill College Baseball Statistics

| <u>Player</u> | <u>AVG</u>  | <u>AB</u>   | <u>R</u>   | <u>H</u>   | <u>2B</u>  | <u>3B</u> | <u>HR</u> | <u>RBI</u> | <u>TB</u>  | <u>BB</u>  | <u>HBP</u> | <u>SO</u>  | <u>SF-SH</u> | <u>PO</u>   | <u>A</u>   | <u>E</u>  |
|---------------|-------------|-------------|------------|------------|------------|-----------|-----------|------------|------------|------------|------------|------------|--------------|-------------|------------|-----------|
| Veres         | .414        | 157         | 43         | 65         | 13         | 1         | 3         | 35         | 89         | 26         | 5          | 13         | 3-8          | 221         | 59         | 9         |
| Hilpert       | .393        | 191         | 48         | 75         | 19         | 1         | 4         | 29         | 108        | 23         | 2          | 9          | 1-2          | 39          | 133        | 7         |
| O'Dwyer       | .385        | 182         | 40         | 70         | 21         | 2         | 3         | 41         | 104        | 23         | 2          | 24         | 0-7          | 88          | 117        | 12        |
| Grandques     | .365        | 178         | 35         | 65         | 14         | 1         | 4         | 40         | 93         | 17         | 4          | 27         | 0-0          | 50          | 6          | 6         |
| Kuehl         | .362        | 163         | 44         | 59         | 8          | 2         | 2         | 25         | 77         | 18         | 2          | 28         | 2-1          | 98          | 5          | 1         |
| Gunn          | .275        | 138         | 8          | 38         | 9          | 0         | 3         | 26         | 56         | 17         | 6          | 21         | 2-2          | 199         | 24         | 1         |
| Rhames        | .294        | 102         | 15         | 30         | 5          | 0         | 1         | 26         | 38         | 21         | 2          | 18         | 4-1          | 40          | 0          | 0         |
| Ackal         | .284        | 88          | 11         | 25         | 3          | 3         | 0         | 15         | 34         | 15         | 0          | 16         | 1-1          | 29          | 75         | 14        |
| Simoncini     | .283        | 46          | 11         | 13         | 1          | 0         | 0         | 6          | 14         | 7          | 0          | 5          | 0-2          | 20          | 0          | 1         |
| Labue         | .273        | 44          | 2          | 12         | 3          | 0         | 0         | 8          | 15         | 9          | 0          | 10         | 0-0          | 88          | 3          | 0         |
| Rahal         | .250        | 16          | 7          | 4          | 1          | 0         | 0         | 2          | 5          | 2          | 1          | 1          | 0-0          | 6           | 3          | 0         |
| Poiroux       | .243        | 37          | 0          | 9          | 0          | 0         | 0         | 3          | 9          | 5          | 2          | 10         | 0-1          | 83          | 8          | 1         |
| Baez          | .225        | 80          | 11         | 18         | 3          | 1         | 0         | 10         | 23         | 10         | 7          | 14         | 1-2          | 135         | 9          | 8         |
| Helton        | .208        | 53          | 17         | 11         | 1          | 0         | 1         | 8          | 15         | 12         | 3          | 16         | 0-2          | 25          | 2          | 0         |
| Uter          | .195        | 82          | 10         | 16         | 3          | 1         | 0         | 12         | 21         | 5          | 1          | 19         | 1-2          | 40          | 2          | 0         |
| McPherson     | .176        | 17          | 14         | 3          | 0          | 0         | 0         | 1          | 3          | 4          | 0          | 6          | 0-0          | 14          | 0          | 0         |
| Day           | .167        | 6           | 2          | 1          | 0          | 0         | 0         | 2          | 1          | 1          | 0          | 3          | 0-0          | 2           | 0          | 0         |
| Kelly         | .063        | 16          | 2          | 1          | 0          | 0         | 1         | 3          | 4          | 6          | 0          | 6          | 0-2          | 4           | 1          | 0         |
| Gonzalez      | .000        | 6           | 1          | 0          | 0          | 0         | 0         | 0          | 0          | 0          | 0          | 1          | 0-0          | 0           | 0          | 1         |
| Steen         | .000        | 4           | 1          | 0          | 0          | 0         | 0         | 0          | 0          | 1          | 0          | 1          | 0-0          | 4           | 2          | 1         |
| Cormier       | .000        | 2           | 0          | 0          | 0          | 0         | 0         | 0          | 0          | 0          | 0          | 2          | 0-0          | 1           | 1          | 0         |
| Morris        | .000        | 2           | 0          | 0          | 0          | 0         | 0         | 0          | 0          | 0          | 0          | 2          | 0-0          | 0           | 0          | 0         |
| Winland       | .000        | 1           | 0          | 0          | 0          | 0         | 0         | 0          | 0          | 0          | 0          | 0          | 0-0          | 0           | 0          | 0         |
| <b>Totals</b> | <b>.320</b> | <b>1611</b> | <b>326</b> | <b>515</b> | <b>104</b> | <b>12</b> | <b>22</b> | <b>292</b> | <b>709</b> | <b>222</b> | <b>37</b>  | <b>252</b> | <b>15-33</b> | <b>1211</b> | <b>534</b> | <b>75</b> |

| <u>Player</u> | <u>ERA</u>  | <u>W-L</u>   | <u>Pitching</u> |           |              |            |            |            |            |            |             |             |           |            |
|---------------|-------------|--------------|-----------------|-----------|--------------|------------|------------|------------|------------|------------|-------------|-------------|-----------|------------|
|               |             |              | <u>GS</u>       | <u>CG</u> | <u>IP</u>    | <u>H</u>   | <u>R</u>   | <u>ER</u>  | <u>BB</u>  | <u>SO</u>  | <u>BF</u>   | <u>AVG</u>  | <u>BK</u> | <u>HBP</u> |
| McGill        | 3.23        | 7-21         | 7               | 4         | 53.0         | 58         | 32         | 19         | 21         | 50         | 243         | .279        | 0         | 7          |
| Dewitt        | 3.54        | 5-3          | 8               | 4         | 48.1         | 55         | 25         | 19         | 17         | 35         | 217         | .284        | 0         | 1          |
| Wooldridg     | 3.79        | 5-5          | 11              | 6         | 78.1         | 81         | 42         | 33         | 28         | 38         | 339         | .270        | 1         | 1          |
| Vinson        | 4.21        | 5-2          | 8               | 4         | 47.0         | 48         | 29         | 22         | 7          | 33         | 203         | .255        | 0         | 3          |
| Brabner       | 4.53        | 1-3          | 3               | 2         | 47.2         | 47         | 24         | 24         | 16         | 17         | 196         | .270        | 0         | 1          |
| Stokes        | 5.38        | 5-6          | 13              | 5         | 72.0         | 88         | 51         | 43         | 20         | 52         | 327         | .302        | 0         | 3          |
| Ackal         | 0.00        | 0-0          | 0               | 0         | 00.1         | 0          | 0          | 0          | 0          | 0          | 1           | .000        | 0         | 0          |
| Morris        | 0.00        | 0-0          | 0               | 0         | 00.1         | 0          | 0          | 0          | 1          | 0          | 3           | .000        | 0         | 1          |
| Cummins       | 5.03        | 2-0          | 1               | 1         | 19.2         | 26         | 12         | 11         | 5          | 16         | 89          | .310        | 1         | 0          |
| Busby         | 7.29        | 1-2          | 4               | 2         | 33.1         | 48         | 36         | 27         | 19         | 29         | 172         | .327        | 0         | 1          |
| Symons        | 14.73       | 0-1          | 0               | 0         | 3.2          | 8          | 7          | 6          | 3          | 4          | 24          | .444        | 1         | 2          |
| <b>Totals</b> | <b>4.55</b> | <b>31-24</b> | <b>55</b>       | <b>28</b> | <b>403.2</b> | <b>459</b> | <b>258</b> | <b>204</b> | <b>137</b> | <b>274</b> | <b>1814</b> | <b>.286</b> | <b>3</b>  | <b>20</b>  |

## William Carey College Baseball Statistics

| Player  | GA | AB   | R   | H   | PO   | A   | E   | 2B  | 3B | HR | SB-SBA | HBP | BB  | SO  | RBI | AVG  |
|---------|----|------|-----|-----|------|-----|-----|-----|----|----|--------|-----|-----|-----|-----|------|
| Veres   | 14 | 2    | 6   | 2   | 2    | 1   | 0   | 0   | 0  | 0  | 0-1    | 0   | 0   | 0   | 2   | 1.00 |
| Ter     | 62 | 202  | 37  | 80  | 391  | 36  | 3   | 18  | 0  | 13 | 0-0    | 13  | 26  | 28  | 70  | .396 |
| erwood  | 60 | 206  | 31  | 79  | 53   | 2   | 1   | 25  | 1  | 3  | 1-1    | 7   | 13  | 13  | 45  | .383 |
| oson    | 43 | 140  | 37  | 51  | 78   | 20  | 6   | 6   | 1  | 2  | 6-10   | 3   | 15  | 17  | 22  | .364 |
| gar     | 58 | 186  | 43  | 67  | 42   | 88  | 15  | 9   | 11 | 1  | 2-4    | 1   | 19  | 21  | 43  | .360 |
| ey      | 60 | 185  | 46  | 65  | 103  | 4   | 4   | 12  | 3  | 1  | 22-27  | 4   | 15  | 23  | 23  | .351 |
| eroux   | 59 | 187  | 12  | 64  | 256  | 34  | 3   | 14  | 1  | 8  | 0-0    | 2   | 13  | 21  | 49  | .342 |
| niell   | 34 | 76   | 13  | 25  | 16   | 51  | 7   | 4   | 0  | 2  | 0-0    | 2   | 7   | 18  | 9   | .329 |
| d       | 49 | 148  | 36  | 41  | 72   | 16  | 7   | 6   | 1  | 4  | 13-18  | 10  | 21  | 18  | 24  | .277 |
| ant     | 58 | 171  | 36  | 47  | 75   | 128 | 22  | 4   | 0  | 0  | 7-9    | 2   | 24  | 22  | 12  | .275 |
| egg     | 40 | 87   | 17  | 23  | 92   | 3   | 4   | 2   | 0  | 10 | 2-2    | 1   | 6   | 25  | 23  | .264 |
| ckstill | 28 | 32   | 3   | 8   | 1    | 0   | 0   | 0   | 0  | 0  | 1-1    | 0   | 1   | 6   | 8   | .250 |
| g       | 42 | 99   | 15  | 20  | 50   | 1   | 0   | 4   | 1  | 3  | 1-1    | 2   | 4   | 19  | 17  | .202 |
| Mahon   | 45 | 114  | 25  | 23  | 80   | 101 | 11  | 3   | 2  | 0  | 1-1    | 5   | 20  | 20  | 8   | .202 |
| vis     | 42 | 36   | 8   | 7   | 29   | 1   | 2   | 3   | 0  | 2  | 2-3    | 4   | 1   | 7   | 5   | .194 |
| nnis    | 11 | 6    | 1   | 1   | 17   | 0   | 0   | 0   | 0  | 0  | 0-0    | 0   | 0   | 0   | 1   | .167 |
| pman    | 17 | 19   | 3   | 1   | 11   | 14  | 6   | 0   | 0  | 0  | 0-0    | 0   | 4   | 6   | 1   | .053 |
| der     | 40 | 4    | 30  | 0   | 1    | 2   | 0   | 0   | 0  | 0  | 3-6    | 0   | 1   | 1   | 0   | .000 |
| in      | 1  | 0    | 0   | 0   | 4    | 27  | 3   | 0   | 0  | 0  | 0-0    | 0   | 1   | 0   | 0   | .000 |
| ms      | 15 | 0    | 0   | 0   | 4    | 5   | 2   | 0   | 0  | 0  | 0-0    | 0   | 0   | 0   | 0   | .000 |
| al      | 62 | 1900 | 399 | 604 | 1388 | 589 | 103 | 110 | 11 | 59 | 61-84  | 58  | 191 | 265 | 362 | .318 |

| Player   | ERA   | W-L   | GS | CG | Pitching |     |     |     |     |     |      |      |    |     |
|----------|-------|-------|----|----|----------|-----|-----|-----|-----|-----|------|------|----|-----|
|          |       |       |    |    | IP       | H   | R   | ER  | BB  | SO  | BF   | AVG  | BK | HBP |
| Brington | 0.00  | 0-0   | 0  | 0  | 2.0      | 3   | 3   | 0   | 2   | 0   | 10   | .375 | 0  | 0   |
| e        | 0.00  | 0-0   | 0  | 0  | 1.0      | 1   | 0   | 0   | 0   | 0   | 4    | .250 | 0  | 0   |
| ter      | 1.47  | 4-0   | 6  | 1  | 30.2     | 21  | 12  | 5   | 11  | 15  | 129  | .183 | 0  | 2   |
| in       | 2.45  | 4-1   | 1  | 0  | 33.0     | 27  | 13  | 9   | 13  | 25  | 141  | .221 | 1  | 2   |
| gar      | 2.53  | 3-5   | 0  | 0  | 57.0     | 57  | 24  | 16  | 14  | 35  | 246  | .260 | 0  | 3   |
| nger     | 3.00  | 4-4   | 9  | 3  | 57.0     | 54  | 31  | 19  | 25  | 34  | 253  | .245 | 0  | 3   |
| ck       | 3.21  | 9-3   | 14 | 4  | 70.0     | 63  | 37  | 25  | 23  | 42  | 294  | .240 | 0  | 4   |
| ks       | 3.38  | 0-0   | 0  | 0  | 5.1      | 8   | 4   | 2   | 3   | 9   | 30   | .296 | 0  | 0   |
| ms       | 3.71  | 9-1   | 11 | 2  | 70.1     | 59  | 36  | 29  | 52  | 59  | 315  | .228 | 1  | 1   |
| gh       | 3.80  | 2-1   | 3  | 0  | 42.2     | 34  | 21  | 18  | 12  | 25  | 177  | .213 | 0  | 2   |
| ntosh    | 4.13  | 6-4   | 14 | 5  | 69.2     | 88  | 46  | 32  | 26  | 35  | 320  | .306 | 0  | 2   |
| er       | 5.75  | 2-0   | 4  | 1  | 20.1     | 24  | 13  | 13  | 13  | 9   | 94   | .300 | 0  | 1   |
| key      | 9.00  | 0-0   | 0  | 0  | 1.0      | 1   | 1   | 1   | 1   | 5   | .333 | 0    | 0  |     |
| als      | 13.50 | 0-0   | 0  | 0  | 2.2      | 8   | 7   | 4   | 1   | 4   | 16   | .533 | 0  | 0   |
| als      | 3.37  | 43-19 | 62 | 16 | 462.2    | 448 | 248 | 173 | 196 | 294 | 2034 | .251 | 2  | 20  |

## GCAC Baseball Conference Records

### Team Batting Avg.

Spring Hill, 1992, .336

Mobile, 1994, .343

Reg. Seas + Tournament, .336

### Most Runs, Team Game Avg.

Wm. Carey, 1987, 7.85

### Most Hits Team Totals Seas.

Sp. Hill, 1996, 530

### Most Runs, Team Total Seas.

Wm. Carey, 1987, 369

### Most Doubles, (Game)

Estopinal, Sp. Hill, 1988, 4\*

### Most Doubles, Ind.

George O'dwyer, Sp. Hill 1996.21

### Team Pitching, ERA

Spring Hill, 1992, 2.19

### Team Fielding Pct., Seas.

Spring Hill, 1993, .976

### Individual Batting Avg.

Kevin Grimes, Sp. Hill, 1992, .482

### Most Hits, Ind.

Randy McKinion, Sp. Hill, 1996, 78

### Most HR, Team Tot. Seas.

Wm. Carey, 1987, 78

### Most Wins, Team

Wm. Carey, 1982, 41

### Hit By Pitches

Season - Clark, Belhaven, 1991, 17 \*

Career - Calhoun, Belhaven, 1990-92, 34\*

\*National Record

### Most Triples, Ind.

Hopkins, Mobile, 1993, 7

### Most HR, Ind.

Leaumont, La. College, 1997, 20

### Most RBI, Ind.

Williams, Wm. Carey, 1986, 75

### Most SB, Ind.

Dumas, Wm. Carey, 1991, 52

### Most SB, (Game)

Estopinal, Sp. Hill, 1987, 7\*

### Most Wins, Ind.

Calhoun, Belhaven, 1991, 14

### Complete Games

Chiasson, Sp. Hill, 1990, 15\*

### Innings Pitched

Stein, Sp. Hill, 1994, 119.1

### Strikeouts

Stein, Sp. Hill, 1994, 128

### Saves

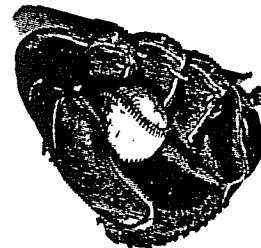
Cazeaux, Wm. Carey, 1984, 11

### Best ERA, Ind.

Stein, Sp. Hill, 1993, 1.41

### Team Record, Best Pct.

Wm. Carey, 1982, .774 (41-12)



## GCAC Baseball Standings

| Team        | Conference |      | Overall |       |
|-------------|------------|------|---------|-------|
|             | W - L      | .Pct | W - L   | .Pct  |
| Mobile      | 14-4       | .778 | 37-10   | 0.787 |
| Wm. Carey   | 12-7       | .632 | 36-15   | 0.706 |
| Loyola      | 9-9        | .500 | 27-24   | 0.529 |
| Spring Hill | 9-10       | .474 | 27-21   | 0.563 |
| La College  | 7-13       | .350 | 16-27   | 0.300 |
| Belhaven    | 4-12       | .250 | 20-29   | 0.408 |

## Individual Batting (Minimum 2 AB per team outing)

| Player   | Team | GA | AB  | R  | H  | 2B | 3B | HR | RBI | SB | AVER |
|----------|------|----|-----|----|----|----|----|----|-----|----|------|
| Veres    | SHC  | 46 | 133 | 34 | 55 | 9  | 1  | 1  | 25  | 4  | .414 |
| Leaumont | LC   | 43 | 150 | 46 | 62 | 9  | 2  | 20 | 68  | 4  | .413 |
| Breerwd. | WCC  | 49 | 160 | 29 | 64 | 22 | 1  | 3  | 40  | 1  | .400 |
| Carter   | WCC  | 51 | 156 | 31 | 62 | 12 | 0  | 10 | 57  | 0  | .397 |
| Hilpert  | SHC  | 48 | 164 | 40 | 65 | 16 | 1  | 2  | 25  | 1  | .396 |
| Baglione | BC   | 45 | 140 | 37 | 55 | 13 | 0  | 2  | 27  | 6  | .393 |
| O'Dwyer  | SHC  | 47 | 155 | 34 | 60 | 19 | 1  | 3  | 35  | 4  | .387 |
| Jones    | BC   | 46 | 128 | 34 | 49 | 8  | 0  | 8  | 45  | 2  | .383 |
| Duncan   | BC   | 44 | 150 | 41 | 57 | 8  | 4  | 4  | 32  | 17 | .380 |
| Hagar    | WCC  | 48 | 150 | 36 | 56 | 9  | 1  | 8  | 33  | 2  | .373 |



| Team Batting | GA | AB   | R   | H   | 2B | 3B | HR | RBI | SB | R/G | AVG  |
|--------------|----|------|-----|-----|----|----|----|-----|----|-----|------|
| Wm. Carey    | 51 | 1501 | 338 | 483 | 93 | 9  | 48 | 308 | 50 | 6.6 | .322 |
| Spring Hill  | 48 | 1378 | 278 | 442 | 87 | 9  | 18 | 246 | 38 | 5.8 | .321 |
| Mobile       | 47 | 1289 | 272 | 404 | 77 | 11 | 21 | 242 | 49 | 5.8 | .313 |
| Belhaven     | 50 | 1402 | 312 | 431 | 73 | 8  | 35 | 275 | 69 | 6.2 | .307 |
| La College   | 43 | 1234 | 240 | 370 | 48 | 6  | 42 | 213 | 15 | 5.6 | .300 |
| Loyola       | 49 | 1359 | 263 | 396 | 88 | 11 | 16 | 222 | 59 | 5.4 | .291 |

Hits

|              |    |
|--------------|----|
| Hilpert, SHC | 65 |
| Breerwd, WCC | 64 |
| several with | 62 |

Home Runs

|              |    |
|--------------|----|
| Leaumont LC  | 20 |
| Carter WCC   | 10 |
| several with | 8  |

Runs Batted In

|             |    |
|-------------|----|
| Carter WCC  | 50 |
| Leaumont LC | 62 |
| Jones BC    | 42 |

Stolen Bases

|            |    |
|------------|----|
| Frazier UM | 26 |
| Duncan BC  | 17 |
| Drago LU   | 17 |

## GCAC Baseball Standings

### Team Pitching

| Team        | GA | W  | L  | S  | IP    | H   | R   | ER  | BB  | SO   | ERA  |
|-------------|----|----|----|----|-------|-----|-----|-----|-----|------|------|
| Mobile      | 47 | 37 | 10 | 13 | 335.2 | 262 | 127 | 98  | 126 | 354  | 2.63 |
| W. Carey    | 51 | 36 | 15 | 7  | 363.2 | 345 | 195 | 130 | 152 | 238  | 3.22 |
| Spring Hill | 48 | 27 | 21 | 4  | 345.2 | 382 | 216 | 174 | 122 | 240  | 4.54 |
| Loyola      | 49 | 25 | 24 | 8  | 335.1 | 385 | 254 | 200 | 156 | 2443 | 5.37 |
| La College  | 43 | 16 | 27 | 1  | 303.2 | 378 | 279 | 217 | 122 | 138  | 6.44 |
| Belhaven    | 50 | 20 | 29 | 6  | 339.1 | 532 | 383 | 277 | 141 | 212  | 7.35 |



### Individual Pitching

| Player       | GA | W | L | S | IP   | H  | R  | ER | BB | SO | ERA  |
|--------------|----|---|---|---|------|----|----|----|----|----|------|
| Madden UM    | 9  | 3 | 0 | 0 | 28.1 | 18 | 5  | 3  | 9  | 30 | 0.96 |
| Tate WCC     | 8  | 4 | 0 | 0 | 30.2 | 21 | 12 | 5  | 11 | 15 | 1.49 |
| Frazier UM   | 9  | 7 | 0 | 2 | 42.0 | 26 | 8  | 7  | 15 | 43 | 1.50 |
| Faciame UM   | 11 | 7 | 2 | 0 | 63.1 | 55 | 23 | 15 | 21 | 45 | 2.14 |
| Stein WCC    | 25 | 3 | 4 | 2 | 47.0 | 41 | 17 | 12 | 8  | 30 | 2.30 |
| Rivera UM    | 10 | 7 | 1 | 0 | 57.0 | 33 | 16 | 15 | 28 | 80 | 2.37 |
| Stringer WCC | 9  | 7 | 0 | 0 | 56.1 | 48 | 27 | 16 | 17 | 37 | 2.57 |
| Franks WCC   | 14 | 8 | 1 | 0 | 51.2 | 38 | 23 | 18 | 44 | 45 | 3.16 |
| McGill SHC   | 13 | 7 | 2 | 1 | 53.0 | 58 | 32 | 19 | 21 | 50 | 3.23 |

### Wins

|              |   |
|--------------|---|
| Franks, WCC  | 8 |
| Stringer WCC | 8 |
| Smyczyn LU   | 8 |

### Saves

|            |    |
|------------|----|
| Gaston UM  | 10 |
| McSpad LU  | 6  |
| Carter WCC | 5  |

### Strikeouts

|               |    |
|---------------|----|
| Rivera UM     | 80 |
| Smyczynski LU | 58 |
| Brickler BC   | 58 |

### Innings Pitched

|               |      |
|---------------|------|
| Smyczynski LU | 89.1 |
| Brickler BC   | 87.0 |
| Bareswill LC  | 72.0 |

## 1997 All Conference Baseball Team

**Infield**

Jeff Leumont ..... LC  
 George O'Dwyer ..... Spring Hill  
 Tim Hilpert ..... Spring Hill  
 Daniel Veres ..... Spring Hill

**Pitchers**

Frank Baugh ..... William Carey  
 Jim Franks ..... William Carey  
 Saul Rivera ..... Mobile  
 Ryan Stringer ..... William Carey

**Designated Hitter**

Bart Carter ..... William Carey

Player of the Year ..... Jeff Leumont ..... LC  
 Pitcher of the Year ..... Saul Rivera ..... Mobile  
 Coach of the Year ..... Frank Sims ..... Spring Hill

**Outfield**

Adam Breerwood ..... William Carey  
 Brent Duncan ..... Belhaven  
 Shea Grandquest ..... Spring Hill  
 Jason Kuehl ..... Spring Hill

**Catchers**

Marc Devereaux ..... William Carey  
 Carlos Pagan ..... Mobile

**Utility**

Sergio Castillo ..... Loyola





## **1997 Softball All-Conference Team**

|                   |               |
|-------------------|---------------|
| Jana Buford       | Belhaven      |
| Beronica Williams | Belhaven      |
| Larissa Millet    | Belhaven      |
| Robyn McGinn      | William Carey |
| Heather Rawson    | William Carey |
| Rebecca Thoms     | William Carey |
| Melissa Thomas    | Mobile        |
| Jennifer Crowe    | Mobile        |
| Kelly Johnson     | Mobile        |
| Summer Powell     | Mobile        |
| Sunnry Ross       | Mobile        |
| Belinda Stein     | Mobile        |

Pitcher of the Year: Nikki Wilson

Player of the Year: Terri McCormick

Coach of the Year: Mary Ann Jennings

## 1996-1997 All Conference Cross Country

### Men's Cross Country

|                  |                      |       |
|------------------|----------------------|-------|
| Warren Helmer    | University of Mobile | 31:44 |
| Ali Stevenson    | University of Mobile | 33:42 |
| Jason Propst     | University of Mobile | 33:55 |
| Chris Kelley     | Loyola University    | 34:45 |
| Greg Kennedy     | Xavier University    | 35:00 |
| Sean Fitzwilliam | Loyola University    | 35:55 |
| Brian Hamm       | Loyola University    | 36:09 |
| Rodrekis Bush    | Belhaven College     | 36:21 |
| Calver Walker    | SUNO                 | 35:50 |
| Luke Webb        | Belhaven College     | 36:52 |
| Leif Meineke     | University of Mobile | 36:53 |
| Edridge Darling  | SUNO                 | 36:53 |

Coach of the Year: Scott Simmons

### Women's Cross Country

|                     |          |       |
|---------------------|----------|-------|
| Petra Staskova      | Mobile   | 17:20 |
| Athena Lopez        | Mobile   | 19:00 |
| Summer Hutcheson    | Mobile   | 19:14 |
| Nicole Lukash       | Mobile   | 19:18 |
| Jolene Flynn        | Mobile   | 19:42 |
| Kelly Hudson        | Mobile   | 19:54 |
| Kristen Gutierrez   | Loyola   | 20:17 |
| Christine Smith     | SUNO     | 20:34 |
| Jeanne Gabriele     | Loyola   | 20:47 |
| Jessica Gordy       | Loyola   | 20:49 |
| Jasmin Beach-Farrar | Tougaloo | 20:58 |
| Katie O'Reilly      | Loyola   | 21:13 |

Coach of the Year: Scott Simmons



1996 GCAC All Conference Soccer

Men's

|                    |               |
|--------------------|---------------|
| Marco Mthembu      | William Carey |
| Oleg Chichkanov    | William Carey |
| Stephen Hoogerwerf | William Carey |
| Oleg Baleev        | William Carey |
| Phillipe Hindson   | William Carey |
| Glenn Benjamin     | Mobile        |
| Mickey Trotman     | Mobile        |
| Jon Marc Duncan    | Mobile        |
| Dominic Schell     | Mobile        |
| Dewayne Demmin     | Belhaven      |
| Lester Felician    | Belhaven      |
| Brad Biard         | Belhaven      |
| David Austin       | Belhaven      |
| Chris Kramer       | Spring Hill   |

Coach of the Year: Doug Stovall, William Carey  
Player of the Year: Marco Mthembu, William Carey


Women's

|                   |               |
|-------------------|---------------|
| Sara Krupa        | Mobile        |
| Becky Beard       | Mobile        |
| Pam Byrne         | Mobile        |
| Christi Elias     | William Carey |
| Wendi Frosch      | William Carey |
| Therese Lewis     | Mobile        |
| Vanessa Sims      | Mobile        |
| Christy Cox       | Mobile        |
| Karen Crabbe      | William Carey |
| Diana Niedwiedzki | William Carey |
| Nina Wathne       | Mobile        |
| Ktara Ealom       | William Carey |
| Nina Ellingsen    | Mobile        |
| Ashley Haas       | Mobile        |
| Tracy Unten       | William Carey |
| Beatrice Wuthrich | William Carey |

Honorable Mention

|               |             |
|---------------|-------------|
| Amy Danielson | Loyola      |
| Joanna Gough  | Belhaven    |
| Rachel Major  | Loyola      |
| Tara Moore    | Spring Hill |
| Sabra Nord    | Belhaven    |
| Rayne Pacek   | Spring Hill |

Offensive Player of the Year: Nina Ellingsen, Mobile  
Defensive Player of the Year: Pam Byrne, Mobile  
Newcomer of the Year: Tracy Unten, William Carey  
Coach of the Year: Uwe Tittle, Mobile



## GCAC Golf Champlons

**Flight Men's Singles**

- |                      |        |
|----------------------|--------|
| 1. Fernando Ibarrola | Mobile |
| 2. Jauffrey Faustini | Mobile |
| 3. Gustavo Marcaccio | Mobile |
| 4. Dean Owen         | Mobile |
| 5. Roger Jung        | Mobile |
| 5. Adrian Pelmus     | Mobile |

**Flight Men's Doubles**

- |  |               |
|--|---------------|
| 1. Mark Beim & Tyler Leverett            | William Carey |
| 2. Gustavo Marcaccio & Jauffrey Faustini | Mobile        |
| 3. Adrian Pelmus & Roger Jung            | Mobile        |

# GCAC Champions 1981-1997

## Men's Basketball

|                         |         |
|-------------------------|---------|
| Xavier University       | 1981-82 |
| Xavier University       | 1982-83 |
| William Carey College   | 1983-84 |
| William Carey College   | 1984-85 |
| Xavier University       | 1985-86 |
| William Carey College   | 1986-87 |
| University of Mobile    | 1987-88 |
| University of Mobile    | 1988-89 |
| William Carey College   | 1989-90 |
| Louisiana College       | 1990-91 |
| William Carey College   | 1991-92 |
| Spring Hill             | 1992-93 |
| Spring Hill             | 1993-94 |
| Southern University, NO | 1994-95 |
| Xavier University       | 1995-96 |
| William Carey College   | 1996-97 |

## Baseball:

|                        |      |
|------------------------|------|
| William Carey College  | 1982 |
| William Carey College* | 1983 |
| Spring Hill College*   | 1983 |
| William Carey College  | 1984 |
| Spring Hill College    | 1985 |
| William Carey College  | 1986 |
| Louisiana College      | 1987 |
| William Carey College  | 1988 |
| William Carey College  | 1989 |
| William Carey College  | 1990 |
| William Carey College  | 1991 |
| William Carey College  | 1992 |
| William Carey College  | 1993 |
| Belhaven College       | 1994 |
| William Carey College  | 1995 |
| William Carey College  | 1996 |
| Spring Hill College    | 1997 |

## Softball

|                      |      |
|----------------------|------|
| University of Mobile | 1996 |
| University of Mobile | 1997 |

## Men's Soccer

|                       |      |
|-----------------------|------|
| Belhaven College      | 1994 |
| William Carey College | 1995 |
| William Carey College | 1996 |

\* Denotes Co-Champions

\*\* Denotes Tri-Champions

## Women's Basketball

|                         |         |
|-------------------------|---------|
| Belhaven College        | 1981-82 |
| Dillard University**    | 1982-83 |
| William Carey College** | 1982-83 |
| Xavier University**     | 1982-83 |
| Dillard University      | 1983-84 |
| Louisiana College       | 1984-85 |
| Louisiana College       | 1985-86 |
| Dillard University*     | 1986-87 |
| Xavier University*      | 1986-87 |
| William Carey College   | 1987-88 |
| Louisiana College       | 1988-89 |
| Louisiana College       | 1989-90 |
| University of Mobile    | 1990-91 |
| William Carey College   | 1991-92 |
| William Carey College   | 1992-93 |
| Xavier University       | 1993-94 |
| Xavier University       | 1994-95 |
| Xavier University       | 1995-96 |
| Xavier University       | 1996-97 |

## Men's Tennis


|                      |      |
|----------------------|------|
| Belhaven College     | 1982 |
| Belhaven College     | 1985 |
| Belhaven College     | 1986 |
| Belhaven College     | 1987 |
| Belhaven College     | 1988 |
| Belhaven College     | 1989 |
| Belhaven College     | 1990 |
| Belhaven College     | 1991 |
| University of Mobile | 1992 |
| University of Mobile | 1993 |
| University of Mobile | 1994 |
| University of Mobile | 1995 |
| University of Mobile | 1996 |
| University of Mobile | 1997 |

## Women's Tennis

|                      |      |
|----------------------|------|
| University of Mobile | 1995 |
| University of Mobile | 1996 |
| University of Mobile | 1997 |

## Women's Soccer

|                      |      |
|----------------------|------|
| University of Mobile | 1996 |
| University of Mobile | 1997 |



**Men's Cross Country:**

|                         |      |
|-------------------------|------|
| Tougaloo College        | 1986 |
| Tougaloo College        | 1987 |
| Southern University, NO | 1988 |
| Southern University, NO | 1989 |
| University of Mobile    | 1990 |
| University of Mobile    | 1991 |
| University of Mobile    | 1992 |
| University of Mobile    | 1993 |
| University of Mobile    | 1995 |
| University of Mobile    | 1996 |
| University of Mobile    | 1997 |

**Women's Cross Country**

|                         |      |
|-------------------------|------|
| Southern University, NO | 1986 |
| Louisiana College       | 1987 |
| Southern University, NO | 1988 |
| Southern University, NO | 1989 |
| Southern University, NO | 1990 |
| University of Mobile    | 1991 |
| Spring Hill College     | 1992 |
| University of Mobile    | 1993 |
| University of Mobile    | 1995 |
| University of Mobile    | 1996 |
| University of Mobile    | 1997 |

**Golf**

University of Mobile 1997



# Schools Competing (NAIA Recognized Sports)

## Men's and Women's Basketball

Belhaven College  
Dillard University  
Louisiana College  
Loyola University  
University of Mobile  
Southern University  
Spring Hill College  
Tougaloo College  
William Carey College  
Xavier University

## Men's Soccer

Belhaven College  
University of Mobile  
Spring Hill College  
William Carey College

## Women's Soccer

Belhaven College  
Loyola University  
University of Mobile  
Spring Hill College  
William Carey College

## Men' and Women's Cross Country

Belhaven College  
Dillard University  
Louisiana College  
Loyola University  
University of Mobile  
Southern University  
Spring Hill College (Women only)  
Tougaloo College  
Xavier University

## Men's and Women's Track:

(Outdoor and Indoor)  
Loyola University  
University of Mobile  
Southern University

## Volleyball:

Loyola University

## Baseball

Belhaven College  
Louisiana College  
Loyola University  
University of Mobile  
Spring Hill College  
William Carey College

## Softball

Belhaven College  
Louisiana College  
University of Mobile  
Tougaloo College  
William Carey College  
Spring Hill

## Men's Tennis

Belhaven College  
Dillard University  
Loyola University  
University of Mobile  
Spring Hill College  
William Carey College  
Xavier University

## Women's Tennis

Belhaven College  
Dillard University  
Louisiana College  
Loyola University  
University of Mobile  
Spring Hill College  
William Carey College  
Xavier University

## Golf (Men's and Women's)

Belhaven (Men only)  
Loyola University  
University of Mobile  
Spring Hill College  
Tougaloo College

## GCAC Honor Roll

**Belhaven College**

Brack, Colin (Soccer-Men's)  
 Buhner, Polly (Cross Country - Women's)  
 D'Ambrosia, Peter (Soccer - Men's)  
 Franklin, Brad (Soccer - Men's)  
 Holbrook, Roxaline (Soccer - Women's)  
 Holland, Amy (Soccer - Women's)  
 Kyker, Jimmie (Cross Country - Men's)  
 Lavallee, Abi (Soccer - Women's)  
 Nord, Sabra (Soccer - Women's)  
 Oliver, Vanessa (Soccer - Women's)  
 Owen, Allison (Cross Country - Women's)  
 Prince, Amy (Soccer - Women's)  
 Sugg, Elizabeth (Soccer - Women's)  
 Tircuit, Kyle (Soccer - Men's)  
 Webb, Luke (Cross Country - Men's)  
 Wilson, Paula (Soccer - Women's)

**Dillard University**

Anderson, Otis (Basketball - Men's)  
 Johnson, Ryan (Cross Country - Men's)  
 Davis, Terri (Cross Country - Women's)  
 Hearve, Rachal (Basketball - Men's)  
 Johnson, Latoya (Basketball - Women's)  
 Miller, Cheryl (Cross Country - Women's)  
 Owino, Jacinta (Basketball - Women's)  
 Peters, Danielle (Cross Country - Women's)  
 Powell, Alicia (Cross Country - Women's)  
 Rodriguez, Erika (Basketball - Women's)  
 Semple, Sean (Basketball - Men's)  
 Thomas, Edgar (Basketball - Men's)  
 Williams, Tiffany (Basketball - Women's)

**Louisiana College**

Anderson, Danier (Basketball Men's)  
 Arrington, Benjamin (Baseball)  
 Bordelon, Jude (Cross Country - Men's)  
 Coleman, Nathan (Cross Country - Men's)

Echols, Jeremy (Cross Country - Men's)  
 Finch Brandon (Baseball)  
 Freeman, Scott (Baseball)  
 Goodling Alex (Baseball)  
 Hughes, Damon (Baseball)  
 Hawthorne, Jarrod (Cross Country - Men's)  
 Kaiser, Krystal (Basketball - Women's)  
 Magee, Steven (Basketball - Men's)  
 Mitchell, Jarrod (Basketball - Men's)  
 Moore, Christopher (Baseball)  
 Renois, Daniel (Cross Country - Men's)  
 Robertson, Michael (Baseball)  
 Sadler, Graham (Baseball)  
 Taylor, Ryan (Basketball - Men's)  
 Teeter, Craig (Baseball)  
 Wreyford, Neil (Cross Country - Men's)

**Loyola University**

Ambrozik, Jill (Soccer - Women's)  
 Barton, Kerri (Soccer - Women's)  
 Boe, Lisa (Soccer - Women's)  
 Brown, Terry (Golf)  
 Casey, Kevin (Tennis - Men's)  
 Coffin, Clancy (Basketball - Women's)  
 Cooke, Josie (Soccer - Women's)  
 Couvillion, Chris (Track - Men's)  
 Couvillion, Chris (Cross Country - Men's)  
 Crisler, Richard (Baseball)  
 Dobra Matthew (Baseball)  
 Dunkerly, James (Baseball)  
 Graves, Michael (Tennis - Men's)  
 Grounds, Allison (Tennis - Women's)  
 Kelley, Chris (Cross Country - Men's)  
 Kelley, Chris (Track - Men's)  
 Keyser, Erin (Tennis - Women's)  
 Kirby, Andrea (Cross Country - Women's)  
 Lane, Allison (Soccer - Women's)



Leblanc, Robert (Basketball -Men's)  
 Lips, Ryan (Golf)  
 Lowrey, Vincent (Tennis - Men's)  
 Markt, Julie (Soccer - Women's)  
 McDonald, Shanna (Basketball - Women's)  
 McGraw, Dana (Basketball - Women's)  
 O'Reilly, Katie (Cross Country - Women's)  
 Pittman, Kay (Tennis - Women's)  
 Sanz, Blake (Basketball - Men's)  
 Toups, Michael (Basketball - Men's)  
 Walters, James (Track - Men's)  
 Wilhelm, Rachel (Soccer - Women's)  
 Wood, Nicola (Cross Country - Women's)  
 Wright, Sarah (Tennis - Women's)

### University of Mobile

Benjamin, Glenn (Soccer - Men's)  
 Black, Richard (Cross Country)  
 Bovie, Maria (Golf - Women's)  
 Breustedt, Sven (Men's Tennis)  
 Clark, Christine (Golf - Women's)  
 Cook, Josie (Track - Women's)  
 Cross, Chris (Cross Country)  
 Davidson, Rachel (Softball - Men's)  
 Davis, Stephen (Golf - Men's)  
 Delange, Kevin (Soccer - Men's)  
 Denham, Craig (Golf - Men's)  
 Dreher, Kristie (Basketball - Women's)  
 Gaskins, Marcia (Women's Soccer)  
 Grant, Lindsey (Basketball - Women's)  
 Haas, Ashley (Women's Soccer)  
 Henley, Billy (Baseball)  
 Hill, Mark (Soccer - Men's)  
 Howell, Jennifer (Softball - Men's)  
 Hunte, Michael (Basketball - Men's)  
 Hutcheson, Summer (Cross Country)  
 Ibarrola, Fernando (Men's Tennis)  
 Jung, Roger (Men's Tennis)  
 Keolker, Justin (Soccer - Men's)  
 King, Jessica (Softball - Men's)

Krupa, Sara (Women's Soccer)  
 Lewis, Terese (Women's Soccer)  
 Lukash, Nicole (Cross Country)  
 McCormick, Terri (Softball - Men's)  
 Meineke, Leif (Men's Tennis)  
 Nations, Meredith (Softball - Men's)  
 Nice, Phillip (Golf - Men's)  
 Olson, Martia (Women's Soccer)  
 Penney, Carolyn (Basketball - Women's)  
 Powe, Bernadette (Basketball - Women's)  
 Powell, Summer (Softball - Men's)  
 Regan, Aubrey (Golf - Men's)  
 Reynolds, Matt (Baseball)  
 Sims, Vanesia (Women's Soccer)  
 Smith, Christy (Basketball - Women's)  
 Sparks, Daman (Soccer - Men's)  
 Spradley, Tonja (Basketball - Women's)  
 Stevenson, Alastair (Cross Country)  
 Tabet Malik (Men's Tennis)  
 Tanner, Delanah (Basketball - Women's)  
 Turner, Andy (Basketball - Men's)  
 Valenzuela, Marco (Baseball)  
 Van Der Heide, Marcel (Men's Tennis)  
 Wilson, Ewan (Golf - Men's)

### Spring Hill

Akers, Stacy (Soccer - Women's)  
 Blount, Lena (Cross Country)  
 Buchanan, Traci (Soccer - Women's)  
 Burkett Nathan (Men's Soccer)  
 Cuesta, Sylvia (Soccer - Women's)  
 Fetty, Kristin (Soccer - Women's)  
 Ford, Megan (Soccer - Women's)  
 Gormanous, Michelle (Soccer - Women's)  
 Hillery, Terrence (Men's Soccer)  
 Holyfield, Lisa (Soccer - Women's)  
 Johnson, Megan (Cross Country)  
 Kerne, Deon (Cross Country)  
 Kramer, Chris (Men's Soccer)  
 McCloskey, Erin (Cross Country)

Munger, Mary (Cross Country)  
 Park, Kekoa (Men's Soccer)  
 Plaisance, Michael (Men's Soccer)  
 Saint, Susan (Cross Country)  
 Scalici, Jennifer (Soccer - Women's)  
 Sims, Mark (Men's Soccer)  
 Stover, Erin (Cross Country)  
 Thiry, Renee (Cross Country)  
 Turpin, Damie (Soccer - Women's)  
 Welch, Amy (Cross Country)

### William Carey

Amgwerd, Matthieu (Tennis)  
 Baugh, Frank (Baseball)  
 Breerwood, Adam (Baseball)  
 Burt, Eric (Baseball)  
 Bradshaw, Heath (Tennis)  
 Bryant Chad (Baseball)  
 Buckley, Johnny (Baseball)  
 Carter, Bart (Baseball)  
 Casanave, Donniss (Basketball)  
 Chichkanov, Oleg (Soccer)  
 Clark, Wendy (Softball)  
 Covington, Latassela (Basketball)  
 Crabbe, Karen (Soccer)  
 Cronenberg, Ashley (Soccer)  
 Daniell, Breck (Baseball)  
 Deming, Alison (Soccer)  
 Ducksworth, Kimmie (Basketball)  
 Elias, Christi (Soccer)  
 Frosch, Wendi (Soccer)  
 Griffin, Genia (Basketball)  
 Griffiths, Milton (Soccer)  
 Grimsley, Kelly (Basketball)  
 Guedry, Brandi (Softball)  
 Hayden, Leslie (Tennis)

Hodges, Brad (Basketball)  
 Johnson, Myra (Soccer)  
 Keys, Wesley (Baseball)  
 Lee, Christopher (Baseball)  
 Malaver, Martha (Tennis)  
 Maulin, Justin (Soccer)  
 McGinn, Robyn (Softball)  
 McMahon, Jamie (Baseball)  
 Morgan, Jennie (Softball)  
 Newborn, Beverly (Soccer)  
 Niedzwiedzki, Diana (Soccer)  
 Nikolovski, Pavle (Soccer)  
 Pannell, Allyson (Soccer)  
 Pryor, Chris (Soccer)  
 Rihner, David (Baseball)  
 Staats, Karla (Basketball)  
 Stringer, Ryan (Baseball)  
 Thoms, Rebecca (Softball)  
 Watson, Dana (Basketball; Softball)  
 Wilson, Aaron (Soccer)  
 Wilson, Scott (Soccer)

### **Xavier University**

Brown, Jamila (Basketball)  
 Brown, Rashida (Cross Country)  
 Daniels, Shanna (Basketball)  
 Dakic, Igor (Tennis)  
 Dennis, Michelle (Tennis)  
 Finch, Kisha (Cross Country)  
 Reed, Grady (Cross Country)  
 Richards, Shannon (Cross Country)  
 Roberts, Ramont (Basketball)  
 Rodgers, Dana (Tennis)  
 Russell, Niesha (Cross Country)  
 Shaw, Bryan (Tennis)  
 Walker, Nija (Basketball)

## GCAC CALENDAR

1997-1998

|                 |       |   |
|-----------------|-------|---|
| September       | 29    | Coaches' and Committee Meeting, Southern University - New Orleans |
| September       | 30    | GCAC Fall Meeting, Southern University - New Orleans              |
| October         | 4-8   | NAIA National Convention, Kansas City, MO                         |
| November        | 1     | Men's/Women's Cross Country Championship,<br>New Orleans          |
| November        | 14-16 | Men's Golf Tournament, TBA  |
| March           | 5-7   | Men's/Women's Basketball Tournament,<br>Expo Hall, Mobile         |
| April           | 17-18 | Men's and Women's Tennis Tournament, Gulfport (William Carey)     |
| April           | 20-22 | Women's Golf Tournament, Grand Hotel, Mobile                      |
| April           | 24-25 | Softball Tournament, TBA  |
| April           | 27    | Coaches' and Committee Meeting, Spring Hill College               |
| April           | 28    | GCAC Spring Meeting, Spring Hill College                          |
| April 29- May 2 |       | Baseball Tournament, TBA  |