


# GULF COAST ATHLETIC CONFERENCE



1995 - 1996 DIRECTORY

## TABLE OF CONTENTS

Conference History	2
GCAC Officers	3
GCAC Eligibility Committee	4
GCAC Executive Committee	5
Member Information and Team Basketball Statistics, 1994-95	
Belhaven College	6
Dillard University	8
Louisiana College	10
Loyola University	12
University of Mobile	14
Southern University in New Orleans	16
Spring Hill College	18
Tougaloo College	20
William Carey College	22
Xavier University	24
Basketball Statistics, 1994-95 Season	
Men's Team Finals	26
Individual	27
Season Records	28
Individual Game Records	29
All Conference Team	30
Women's All Conference Team	31
Team Finals	32
Individual	33
Season Records	34
Individual Game Records	35
1995-96 Basketball Schedule	36
1996 Baseball Schedule	37
Individual Team Statistics	
Belhaven College	38
Louisiana College	39
University of Mobile	40
Spring Hill College	41
William Carey College	42
Conference Records	43
All Conference Baseball Standings	44
All Conference Team	46
All-Conference Soccer Team	46
All-Conference Tennis Honors	47
All-Conference Cross Country	47
All-Conference Golf Honors	47
GCAC Champions 1981-1995	48
Schools Competing (By Sport)	49
GCAC Honor Roll	50
GCAC 1995-1996 Calendar	51

## HISTORY

The Gulf Coast Athletic Conference developed out of a series of meetings held over a period of almost four years. A number of private four-year schools in the Gulf Coast region with similar educational standards, enrollments, budgets, and athletic philosophies mutually felt the need for a conference.

In April and May, 1981, a constitution was developed, officers were elected and the decision was made to proceed with conference competition during the 1981-82 school year. Charter officers were Anthony M. Rachal, Jr., Xavier University, president; John Burton, Spring Hill College, vice-president; Mark Windham, Belhaven College, secretary-treasurer; and Thomas Howell, Louisiana College, commissioner. Charter members were Belhaven College of Jackson, Mississippi; Dillard University and Xavier University of New Orleans, Louisiana; Louisiana College of Pineville, Louisiana; Spring Hill College of Mobile, Alabama; Tougaloo College of Tougaloo, Mississippi; and William Carey College of Hattiesburg, Mississippi.

In August, 1981, the GCAC received recognition as a NAIA Affiliated Conference. Mobile College of Mobile, Alabama was admitted in October, 1985, Southern University in New Orleans was granted admission in May, 1986, and Loyola University was admitted in April, 1995, rounding out present membership.

### Past Presidents:

Anthony M. Rachal, Jr.	Xavier University	1981-82
John Burton	Spring Hill College	1982-83
John Burton	Spring Hill College	1983-84
Charles C. Teamer, Sr.	Dillard University	1984-85
Milton Wheeler	William Carey College	1985-86
Charles C. Teamer, Sr.	Dillard University	1986-87
Billy Allgood	Louisiana College	1987-88
Francis Garner	University of Mobile	1988-89
Artis Davenport	Southern University in New Orleans	1989-90
Sr. Grace Mary Flickinger	Xavier University	1990-91
Charles C. Teamer, Sr.	Dillard University	1991-92
Felix James	Xavier University	1992-93
Bill Elder	University of Mobile	1993-96

## GULF COAST ATHLETIC CONFERENCE OFFICERS

President:

*Dr. Grace Mary Flickinger*  
~~DR. BILL ELDER, University of Mobile~~  
 Phone: ~~205-675-5990~~ Home: ~~205-675-2775~~

Vice-President:

~~DR. JAMES COLEMAN, Tougaloo College~~  
 Phone: ~~601-977-7746~~ Home: ~~601-981-9006~~

Secretary-Treasurer:

MRS. GRACE BEALL, Louisiana College  
 Home: 318-473-1983

Commissioner:

DR. THOMAS HOWELL, Louisiana College  
 Phone: 318-487-7102 Home: 318-442-3179  
 Fax: 318-487-7288  
 EMail: howell@andria.lacollege.edu

~~Assistant Commissioner  
and Conference~~Information Director:

~~MR. ALAN GELST, University of Mobile~~  
 Phone: ~~205-675-5990~~ Home: ~~205-344-5721~~  
 ext. 279

~~Assistant Information  
Director:~~

MRS. COBY OWENS, University of Mobile  
 Phone: ~~205-675-5990~~, Home: 334-679-8566  
 334 ext. 278 263

Supervisor of Officials:

(Basketball)  
 MR. BOB COLLINS (Secretary - Diane <sup>Collins</sup> ~~Stevens~~)  
 P. O. Box 4514  
 Biloxi, MS 39531  
 Phone: 601-896-4511 Home: 601-896-7373

Supervisor of Officials:

(Women's Division)  
 MR. GREG FEDERICO  
 5000 West Esplanade, #288  
 Metairie, LA 70006  
 Phone: 504-887-3507 Home: 601-452-3564

Conference Faculty Athletic Representative:

SR. GRACE MARY FLICKINGER, Xavier University  
 Phone: 504-483-7526 Home: 504-482-0917

Conference Registrar:

MRS. BARBARA SMITH, University of Mobile  
 Phone: 205-675-5990,  
 ext. 203

GCAC ELIGIBILITY COMMITTEE

SR. GRACE MARY FLICKINGER - XAVIER  
 Xavier University  
~~7325 Pine and Palmetto~~  
~~New Orleans, LA 70125~~  
~~Phone: 504-483-7526~~

DR. FRANCIS GARNER - MOBILE  
 University of Mobile  
~~P. O. Box 13220~~  
~~Mobile, Alabama 36613~~  
 Phone: 205-675-5990 ext. 286

*Mr. Vincent Johnson*  
~~DR. ARTIS DAVENPORT~~ - SUNO  
 Southern University in New Orleans  
~~6400 Press Drive~~  
~~New Orleans, LA 70126~~  
~~Phone: 504-286-5332~~ ~~504-286-5514~~

*Add @ GCAC SPORTS COMMITTEE*  
*(see memo to Sr Grace Mary in file for Lester)*

## GCAC EXECUTIVE COMMITTEE

BELHAVEN

Mr. Preston York *Joiner*  
~~Mr. Burnett Johnson~~  
~~Dr. Anthony A. Osei~~

DILLARD

LOUISIANA COLLEGE

Dr. Wayne McGraw  
*Mr. Edmund Edmonds*  
~~Dr. David Boileau~~

LOYOLA UNIVERSITY

MOBILE

~~Dr. Bill Elder~~ *Dr. Francis Garner*

SUNO

Mr. Vincent Johnson  
*Dr. Daniel Cypher*  
~~Dr. Robert W. MacAleese~~

SPRING HILL

TOUGALOO

Dr. James Coleman


WILLIAM CAREY

Dr. E. Milton Wheeler

XAVIER

Sr. Grace Mary Flickinger

BELHAVEN COLLEGE



**ADDRESS:** 1500 Peachtree St.      Nickname: Blazers, Lady Blazers  
 Jackson, MS 39202      Colors: Green and Gold  
 Enrollment: 1100      President: Dr. Dan Fredericks  
 Fieldhouse: Heidelberg (Seats 600)  
 General Information: 601-968-5927  
 Fax Number: 601-968-9998

**ATHLETIC DIRECTOR** ..... **HANNIBAL NAJJAR**  
 Phone: 601-968-5956      Home: 601-354-3215

**COACHING STAFF:**

**MEN'S BASKETBALL HEAD** ..... **JASON CONNER**  
 Phone: 601-968-5936      Home: 601-352-1758  
 Assistant - Robert Thompson  
 Phone: 601-968-5953      Home: 601-982-3028

**WOMEN'S BASKETBALL HEAD** ..... **DAVID BOTELER**  
 Phone: 601-968-5954      Home: 601-856-2210  
 Assistant - Becky Coleman  
 Phone: 601-968-5954      Home: 601-857-2954

**BASEBALL HEAD** ..... **MIKE HUTCHEON**  
 Phone: 601-968-5984      Home: 601-366-4367

**MEN'S AND WOMEN'S TENNIS HEAD** ..... **DAVID BOTELER**  
 Phone: 601-968-5954      Home: 601-856-2210

**SOCCER HEAD** ..... **HANNIBAL NAJJAR**  
 Phone: 601-968-5956      Home: 601-354-3215

**WOMEN'S SOFTBALL HEAD** ..... **ALYSE WELLS**  
 Phone: 601-968-5954      Home: 601-968-8708

**CROSS COUNTRY HEAD** ..... **ROBERT THOMPSON**  
 Phone: 601-968-5936      Home: 601-982-3028

**SPORTS INFORMATION/PUBLICITY** ..... **DAVID MURRAY**  
 Phone: 601-968-5927      Home: 601-936-7457

**FACULTY ATHLETIC REPRESENTATIVE** ..... **DR. PRESTON YORK**  
 Phone: 601-968-8712      Home: 601-362-3397

**REGISTRAR** ..... **MRS. CAROL BUSBEE**  
 Phone: 601-968-5922      Home: 601-825-6660

BELHAVEN COLLEGE MEN'S BASKETBALL STATISTICS

<u>PLAYERS</u>	<u>2-PT</u>			<u>3-PT</u>			<u>TOTAL</u>			<u>TOTAL</u>	
	<u>GA</u>	<u>FGM-FGA</u>	<u>PCT</u>	<u>FGM-FGA</u>	<u>PCT</u>	<u>FGM-FTA</u>	<u>PCT</u>	<u>FTM-FTA</u>	<u>PCT</u>	<u>PTS-AVG</u>	<u>REB-AVG</u>
Day	19	16-41	39.0	3-13	23.0	19-54	35.1	13-19	68.4	60-3.1	34-1.7
Trotter	24	24-59	40.6	10-26	38.4	34-85	40.0	31-35	88.5	109-4.5	34-1.4
Pledger	22	33-55	60.0	5-13	38.4	38-68	55.8	31-46	67.3	112-5.0	55-2.5
Brinkley	24	95-194	48.9	42-138	30.0	137-332	41.2	45-65	69.2	361-15.0	80-3.3
Bellany	23	25-51	49.0	20-66	30.4	45-117	38.4	17-25	68.0	127-5.5	55-2.3
Tircuit	9	0-1	00.0	0-3	00.0	0-4	00.0	3-6	50.0	3-5	6-1
Pegues	24	78-129	60.4	0-0	00.0	78-129	60.4	59-97	60.8	215-8.9	110-4.5
Rutledge	21	12-45	26.6	16-48	33.3	28-93	30.1	24-29	82.7	96-4.5	32-1.5
Woodard	20	23-54	42.5	0-0	00.0	23-54	42.5	15-28	53.5	61-3.0	77-3.8
Jacobs	21	68-125	54.4	1-4	25.0	69-129	53.4	73-105	69.5	212-10.0	75-3.5
TOTALS	24	374-754	49.6	97-311	31.1	471-1065	44.2	311-455	68.3	1356-56.5	558-23.2

BELHAVEN COLLEGE WOMEN'S BASKETBALL STATISTICS

Not Available





**BLUE DEVILS**

**DILLARD UNIVERSITY**

**ADDRESS:** 2601 Gentilly Boulevard Nickname: Blue Devils, Devilettes  
New Orleans, LA 70122 Colors: Royal Blue and White  
Enrollment: 1550 President: Dr. Samuel Dubois Cook  
Fieldhouse: A.W. Dent (seats 3500)  
Fax Number: 504-286-4882

**ATHLETIC DIRECTOR** ..... **DR. CHARLES C. TEAMER, SR.**  
Phone: 504-286-4644 Home: 504-283-5807

**COACHING STAFF:**

**MEN'S BASKETBALL HEAD** ..... **MR. JERRY W. LOYD**  
Phone: 504-286-4753 Home: 504-242-2598

**WOMEN'S BASKETBALL HEAD** ..... **MRS. MARY D. TEAMER**  
Phone: 504-286-4752 Home: 504-283-5807

**TENNIS COACH** ..... **MR. JOHN BROWN**  
Phone: 504-286-4754 Home: 504-246-1762

**CROSS COUNTRY** ..... **MR. MARK COOK**  
Phone: 504-286-4755 Home: 504-242-5041

JAMES E.  
BRANCHE

**SPORTS INFORMATION/PUBLICITY:** Each head coach is responsible.

**FACULTY ATHLETIC REPRESENTATIVE** ..... **DR. ANTHONY A. OSEI**  
Phone: 504-286-4699 Home: 504-885-1620

TBA

**REGISTRAR** ..... **DR. ANTHONY A. OSEI**  
Phone: 504-286-4699 Home: 504-885-1620

83

JOY SHELVIN

5

DILLARD UNIVERSITY MEN'S BASKETBALL STATISTICS

PLAYERS	GA	2-PT		3-PT		TOTAL								
		FGM-FGA	PCT	FGM-FGA	PCT	FTM-FTA	PCT	PTS-AVG	REB-AVG	AST	TO	ST	BL	PF
Pullum	23	141-274	51.5	11-27	40.7	92-119	77.3	385-16.7	200-8.7	28	54	28	23	79
Semple	31	129-225	57.3	0-0	00.0	61-108	56.5	319-10.3	179-5.8	24	67	24	22	79
Tucker	29	95-210	45.2	53-138	38.4	53-78	67.9	296-10.2	58-2.0	75	39	40	10	35
Barbain	31	108-223	48.4	9-31	29.0	53-83	63.9	278-9.0	127-4.1	31	49	22	10	66
McKain	31	67-148	45.3	7-26	26.9	65-110	59.1	206-6.6	79-2.5	165	61	43	2	77
Thomas	28	67-116	57.8	0-0	00.0	52-86	60.5	186-6.6	110-3.9	3	20	4	16	65
Carter	27	65-150	43.3	22-60	36.7	20-30	66.7	172-6.4	92-3.4	52	37	23	4	55
Borne	26	35-83	42.2	2-4	50.0	24-56	42.9	96-3.7	86-3.3	12	24	13	1	45
Rachal	29	42-74	56.8	0-0	00.0	21-33	63.6	105-9.0	106-9.0	5	26	6	22	37
Scott	26	34-69	49.3	10-20	50.0	14-22	63.6	92-3.5	68-2.6	23	22	14	4	35
Brown	15	26-68	38.2	5-21	23.8	11-14	78.6	68-4.5	22-1.5	11	18	4	0	12
Robinson	22	25-68	36.8	3-17	17.6	12-29	41.4	65-3.0	36-1.6	22	15	14	2	31
Steward	14	14-1	41.2	2-4	50.0	7-9	77.8	23-1.6	7-0.5	12	7	3	0	17
Lewis	5	5-1	42.9	0-1	00.0	2-4	50.0	8-1.6	2-0.4	6	3	1	0	6
Williams	2	2-0	28.6	0-0	00.0	1-3	33.3	5-2.5	3-1.5	2	1	0	0	2
Riley	5	6-0	12.5	0-6	00.0	0-2	00.0	2-0.3	6-1.0	5	0	1	0	4
TOTALS	31	847-1747	48.5	124-355	34.9	488-786	62.1	2364-78.8	1181-36.9	476	451	241	116	647

DILLARD UNIVERSITY WOMEN'S BASKETBALL STATISTICS

PLAYERS	GA	2-PT		3-PT		TOTAL								
		FGM-FGA	PCT	FGM-FGA	PCT	FTM-FTA	PCT	PTS-AVG	REB-AVG	AST	TO	ST	BL	PF
Johnson	25	138-407	33.9	11-78	14.1	83-134	61.2	369-14.8	94-3.8	105	147	53	5	76
Houseton	26	129-327	39.4	0-1	00.0	87-159	54.7	345-13.3	289-11.1	14	83	27	11	69
Rochon	26	119-281	42.3	0-9	00.0	44-74	59.5	282-10.8	271-10.4	23	93	56	28	90
Beardon	21	63-248	25.4	20-81	24.7	32-55	58.2	178-8.5	97-4.6	49	82	32	5	58
Williams	25	50-120	41.7	0-0	00.0	26-46	56.5	126-5.0	151-6.0	9	33	15	1	52
Johnson	11	20-47	42.6	5-10	50.0	4-16	25.0	49-4.5	32-2.9	4	21	6	1	25
Jowers	22	33-81	40.7	0-2	00.0	14-30	46.7	80-3.6	77-3.5	23	48	24	0	29
Satcher	12	27-96	28.1	12-45	26.7	13-24	54.2	79-6.6	50-4.2	26	28	17	1	13
Whitaker	8	10-21	47.6	0-0	00.0	4-6	66.7	24-3.0	17-2.1	1	7	2	1	13
Lockett	16	4-17	23.5	0-0	00.0	4-9	44.4	12-0.8	17-1.1	8	28	12	0	20
White	6	4-16	25.0	0-3	00.0	2-2	00.1	10-1.7	3-0.5	1	6	0	0	2
Carter	2	1-2	50.0	0-0	00.0	0-0	1.0	2-1.0	1-0.5	0	0	0	0	2
Berry	0	0-0	00.0	0-0	00.0	0-0	00.0	0-0.0	0-0.0	0	0	0	0	0
Griffith	2	0-3	00.0	0-0	00.0	0-0	00.0	0-0.0	1-0.5	0	1	0	0	0
TOTALS	25	598-1666	35.9	48-229	21.0	312-555	56.2	1556-57.6	1106-41.0	263	591	244	53	448



LOUISIANA COLLEGE

WILDCATS

ADDRESS: Pineville, LA 71359 Nickname: Wildcats, Lady Wildcats
Colors: Orange and Blue
Enrollment: 1150 President: Dr. Robert L. Lynn
Fieldhouse: H.O. West (Seats 4200)
General Information: 318-487-7011
Fax Number: 318-487-7288

ATHLETIC DIRECTOR BILLY ALLGOOD
Phone: 318-487-7322 Home: 318-640-0197

COACHING STAFF:

MEN'S BASKETBALL HEAD GENE RUSHING
Phone: 318-487-7503 Home: 318-442-7762

Assistant - Alan Tinsley
Phone: 318-487-7503 Home: 318-487-7735

WOMEN'S BASKETBALL HEAD BILLY BROOKS
Phone: 318-487-7502 Home: 318-640-5194

Assistant - Lori Thames
Phone: 318-487-7406 Home: 318-640-2580

BASEBALL HEAD BILLY ALLGOOD
Phone: 318-487-7322 Home: 318-640-0197

Assistant - Ken Johnson
Phone: 318-487-7322 Home: 318-640-2011

MEN'S CROSS COUNTRY ALAN TINSLEY
Phone: 318-487-7503 Home: 318-487-7735

WOMEN'S CROSS COUNTRY LORI THAMES
Phone: 318-487-7406 Home: 318-640-2580

WOMEN'S TENNIS MINDY YODER
Home: 318-443-5866

SPORTS INFORMATION/PUBLICITY DERALD HARRIS
Phone: 318-487-7194 Home: 318-443-3893

INTRAMURAL DIRECTOR DR. WILLIAM TODD
Phone: 318-487-7603 Home: 318-443-4181

FACULTY ATHLETIC REPRESENTATIVE DR. WAYNE MCGRAW
Phone: 318-487-7650 Home: 318-473-1983

REGISTRAR MR. ALAN MOBLEY
Phone: 318-487-7222 Home: 318-640-1291

LOUISIANA COLLEGE MEN'S BASKETBALL STATISTICS

PLAYERS	GA	2-PT			3-PT			TOTAL			TOTAL		
		FGM-FGA	FGM-FGA	PCT	FTM-FTA	PCT	PTS-AVG	REB-AVG	AST	TO	BL	ST	PF
Barcelona	21	49-137	27-89	30.3	15-22	68.2	140-6.7	34-1.6	48	56	3	21	50
Magee	23	109-261	36-114	31.6	76-88	86.4	330-14.3	58-2.5	40	54	0	22	34
Fontenot	4	0-0	0-0	00.0	1-2	50.0	1-0.3	1-0.3	0	1	0	1	1
Sanders	25	76-214	19-89	21.3	53-80	66.3	224-9.0	123-4.9	74	56	4	38	52
Gray	24	49-146	19-66	28.8	17-29	58.6	134-5.6	64-2.7	51	62	5	22	41
Anderson	25	72-164	3-13	23.1	35-51	68.6	182-7.3	86-3.4	24	42	3	20	74
Haman	25	22-60	11-37	29.7	10-19	52.6	65-2.6	45-1.8	23	35	0	11	40
Stokes	24	14-54	3-21	14.3	9-25	36.0	40-1.7	46-1.9	17	30	1	7	40
King	25	231-405	6-20	30.0	99-153	64.7	567-22.7	190-7.6	26	50	8	33	60
Abii	25	36-83	0-4	00.0	5-16	31.3	77-3.1	87-3.5	15	26	5	5	74
TOTALS	25	658-1524	124-453	27.4	320-485	66.0	1760-70.4	840-33.6	318	341	29	180	466

LOUISIANA COLLEGE WOMEN'S BASKETBALL STATISTICS

PLAYERS	GA	2-PT			3-PT			TOTAL			TOTAL		
		FGM-FGA	FGM-FGA	PCT	FTM-FTA	PCT	PTS-AVG	REB-AVG	AST	TO	BL	ST	PF
Weisgerber	9	9-34	0-5	00.0	16-21	76.2	34-3.8	14-1.6	4	12	0	6	7
Wilson	28	63-153	2-11	18.2	12-15	80.0	140-5.0	103-3.7	36	42	4	29	54
Briggs	21	16-46	3-11	27.3	8-12	66.7	43-2.0	26-1.2	19	31	0	10	28
Erwin	16	4-20	0-3	00.0	1-8	12.5	9-0.6	8-0.5	2	10	1	6	11
McGaha	28	49-120	2-9	22.2	43-65	66.2	143-5.1	164-5.9	60	49	26	45	79
Franks	19	16-34	1-6	16.7	3-5	60.0	36-1.9	10-0.5	7	13	0	8	6
Small	18	121-291	19-62	30.6	72-92	78.3	333-18.5	97-5.4	146	109	9	52	40
Williams	23	58-112	0-0	00.0	17-26	65.4	133-5.8	75-3.3	7	16	5	15	50
Bradley	28	181-444	22-65	33.8	52-81	64.2	436-15.6	169-6.0	45	89	20	65	72
Gonzales	28	62-141	0-0	00.0	34-64	53.1	158-5.6	99-3.5	17	30	10	18	47
Hamilton	24	27-89	0-4	00.0	31-50	62.0	85-3.5	48-2.0	35	49	4	30	40
Jones	24	148-284	0-0	00.0	60-114	52.6	356-14.8	210-8.8	31	62	3	51	63
TOTALS	28	754-1768	49-176	27.8	349-553	63.1	1906-68.1	1162-41.5	409	512	82	335	497

WOLFPACK



LOYOLA  
NEW ORLEANS

LOYOLA UNIVERSITY

**ADDRESS:** 6363 St. Charles Ave. Nickname: Wolfpack  
New Orleans, LA 70118 Colors: Maroon and Gold  
Enrollment: 5,000 President: Rev. Bernard P. Knoth  
Fieldhouse: The Den (Loyola Sports Complex)  
Fax Number: 504-865-3081

**ATHLETIC DIRECTOR** ..... **CRAIG BOGAR**  
Phone: 504-865-3137 Home: 504-241-0593  
**ASSISTANT ATHLETIC DIRECTOR** ..... **JERRY HERNANDEZ**  
Phone: 504-865-3137 Home: 504-834-2818  
**ASSISTANT ATHLETIC/SPORTS INFORMATION DIRECTOR** ..... **STEVE KALBAUGH**  
Phone: 504-865-3137 Home: 504-887-0534  
**ASSISTANT ATHLETIC DIRECTOR** ..... **DOBEE PLAISANCE**  
Phone: 504-865-3137 Home: 504-340-4217

**COACHING STAFF:**

**MEN'S BASKETBALL HEAD** ..... **JERRY HERNANDEZ**  
Assistant  
Phone: 504-837-5204 - Chuck Melito  
Home: 504-651-9372  
**WOMEN'S BASKETBALL HEAD** ..... **DOBEE PLAISANCE**  
Assistant  
Phone: 504-592-5887 - Mike Krajcer  
Home: 504-833-8616  
**TENNIS COACH (Men and Women)** ..... **JIM HUNTER**  
Phone: 504--834-7580 Home: 504-643-0342  
**GOLF (Men and Women)** ..... **TBA**  
**BASEBALL HEAD** ..... **DON MOREAU**  
Phone: 504-592-5887 Home: 504-394-2644  
Assistant  
Phone: 504-592-5887 - Troy Marchand  
Home: 504-834-7580  
**CROSS COUNTRY (Men and Women)** ..... **STEVE KALBAUGH**  
Phone: 504-592-5887 Home: 504-887-0534  
**WOMEN'S SOCCER** ..... **EMMY THERRELL**  
Phone: 504-592-5887 Home: 504-834-8852  
**VOLLEYBALL (Men and Women)** ..... **DEBBIE SURGI**  
Phone: 504-592-5887 Home: 504-943-3658  
Assistant  
Phone: 504-592-5887 - Jay Jay Juan  
Home: 504-833-0338  
**FACULTY ATHLETIC REPRESENTATIVE** ..... **FR. DAVID BOILEAU**  
Phone: 504-865-3137 Home: 504-865-3237  
**REGISTRAR** ..... **KATHY GROS**  
Phone: 504-865-3237

LOYOLA UNIVERSITY JOINED THE GCAC  
IN THE SPRING OF 1995

GCAC statistics will be available  
in the 1996-97 Directory

**WELCOME TO THE CONFERENCE**

UNIVERSITY OF  
**MOBILE**

ADDRESS: P.O. Box 13220 Nickname: Rams  
Mobile, AL 36663-0220 Colors: Maroon and White  
Enrollment: 1900 President: Dr. Michael A. Magnoli  
Fieldhouse: H. Austill Pharr (Seats 1500)  
Fax Number: 205-675-5332

ATHLETIC DIRECTOR/VICE PRES. FOR ATHLETIC AFFAIRS ..... DR. BILL ELDER  
Phone: 334-675-5990, ext. 257 Home: 334-675-2775

EXECUTIVE VICE PRES. FOR INTERCOLLEGIATE ATHLETICS .... DOUG BARFIELD  
Phone: 334-675-5990, ext. 403 Home: 334-304-0505

ASSISTANT ATHLETIC DIRECTOR ..... ALAN GEIST  
Phone: 334-675-5990, ext. 279 Home: 334-679-0989

Secretary Anna White  
Phone: 334-675-5990, ext. 401  
Secretary Cindy Kelly  
Phone: 334-675-5990, ext. 278

COACHING STAFF:

MEN'S BASKETBALL HEAD ..... DR. BILL ELDER  
Assistant - Brek Cockrell  
Phone: 334-675-5990, ext. 288 Home: 334-679-8318  
Assistant - Jimmy Messer  
Phone: 334-675-5990, ext. 399 Home: 334-653-6652

WOMEN'S BASKETBALL HEAD ..... MARTHA GORE  
Phone: 334-675-5990, ext. 260 Home: 334-456-6847  
Assistant - Latisha Small  
Phone: 334-675-5990, ext. 400T Home: 205-456-6847

TENNIS COACH (Men and Women) ..... DERRICK RACINE  
Phone: 334-675-5990, ext. 305 Home: 334-380-0842

GOLF (Men) ..... DR. TERRY HOPPER  
Phone: 334-675-5990, ext. 258 Home: 334-675-4694

GOLF (Women) ..... MIKE WATKINS  
Phone: 334-675-5990, ext. 369 Home: 334-675-9396

BASEBALL HEAD ..... MIKE JACOBS  
Phone: 334-675-5990, ext. 228 Home: 334-666-1775  
Assistant - Jorge Hernandez  
Phone: 334-675-5990, ext. 228 Home: 334-675-7562

FAST-PITCH SOFTBALL HEAD ..... MARY ANN JENNINGS  
Phone: 334-675-5990, ext. 277 Home: 334-456-6847

SLOW-PITCH SOFTBALL HEAD ..... BECKY CLARK  
Phone: 334-675-5990, ext. 277

CROSS COUNTRY (MEN AND WOMEN) ..... SCOTT SIMMONS  
Phone: 334-675-5990, ext. 264 Home: 334-380-0778

MEN'S SOCCER HEAD ..... PETER FULLER  
Phone: 334-675-5990, ext. 363  
Assistant (Graduate) - K.J. Hill

WOMEN'S SOCCER ..... DWE TITTLE  
Phone: 334-675-5990, ext. 364 Home: 334-679-0024

ATHLETIC TRAINER ..... BETH JOHNSTON  
Phone: 334-675-5990, ext. 361

SPORTS INFORMATION ..... SCOTT SIMMONS  
Phone: 334-675-5990, ext. 264 Home: 334-380-0778

FACULTY ATHLETIC REPRESENTATIVE ..... DR. FRANCIS GARNER  
Phone: 334-675-5990, ext. 286 Home: 334-473-6191

REGISTRAR ..... BARBARA SMITH  
Phone: 334-675-5990, ext. 203

UNIVERSITY OF MOBILE MEN'S BASKETBALL STATISTICS

PLAYERS	GA	2-PT			3-PT		TOTAL		TOTAL						
		FGM-FGA	FGM-FGA	PCT	FTM-FTA	PCT	PTS-AVG	REB-AVG	AST	TD	BL	ST	PF		
Houston	34	30-68	28-82	34.1	58-147	39.5	170-5.0	86-2.5	262	78	0	54	74		
Musgrove	22	16-31	8-27	29.6	24-60	40.0	72-3.3	14-0.2	34	24	0	4	28		
Edwards	21	76-134	34-104	33.0	110-238	46.2	315-15.0	47-2.2	22	28	0	38	31		
Reed	24	19-37	11-44	25.0	30-83	36.1	81-3.4	27-1.1	25	40	4	14	37		
Roeder	31	31-50	25-72	34.4	56-122	45.9	159-5.1	30-0.9	17	18	6	18	32		
Applin	34	132-242	49-116	42.2	176-349	50.4	503-14.8	154-4.5	65	75	7	25	70		
Smith	28	54-104	19-79	24.0	73-178	41.0	198-7.1	51-1.5	64	35	0	30	31		
Whigham	18	65-116	1-1	10.0	66-117	56.4	178-9.9	129-7.2	56	37	6	30	26		
Thompson	28	30-56	42-99	42.4	72-154	46.8	214-7.6	83-2.4	14	17	4	14	48		
Spraglin	9	1-2	0-0	00.0	1-2	50.0	2-0.2	1-0.1	0	0	1	0	4		
Bartkowski	25	16-33	5-22	22.7	21-54	38.8	63-2.5	49-1.4	24	23	6	12	19		
McGrew	7	27-50	0-0	00.0	27-50	54.0	74-10.6	20-2.9	1	5	0	1	7		
Shelton	18	19-36	0-2	25.0	19-38	50.0	47-2.6	20-1.1	3	11	0	3	18		
Thomas	34	156-279	2-8	00.0	158-287	55.1	434-12.8	214-6.3	29	51	9	69	80		
Gonzales	11	5-17	0-0	00.0	5-17	29.4	11-1.1	15-1.4	1	5	0	3	11		
Wolf	34	88-150	0-0	00.0	88-150	58.7	225-6.6	119-3.5	9	45	23	19	83		
Caster	34	72-119	0-0	00.0	72-119	60.5	167-4.9	143-4.2	30	28	14	34	65		
TOTALS	34	837-1526	224-654	34.3	1061-2178	48.7	2916-85.8	1219-35.9	652	532	78	385	674		

UNIVERSITY OF MOBILE WOMEN'S BASKETBALL STATISTICS

PLAYERS	GA	2-PT			3-PT		TOTAL		TOTAL						
		FGM-FGA	FGM-FGA	PCT	FTM-FTA	PCT	PTS-AVG	REB-AVG	AST	TD	BL	ST	PF		
Powe	32	140-226	0-0	00.0	48-82	58.5	328-10.2	197-6.1	40	58	21	73	56		
Brundidge	32	108-270	7-30	23.3	74-110	67.2	297-9.2	65-2.0	175	106	0	73	59		
Bailey	32	102-217	10-29	34.4	33-47	70.2	247-7.7	102-3.1	33	36	14	79	59		
Ferguson	32	82-199	62-151	41.0	21-24	87.5	247-7.7	53-1.6	62	65	0	46	59		
Collins	19	54-122	3-14	21.4	21-40	52.5	132-6.9	56-2.9	29	29	2	17	28		
Bilbo	32	62-150	1-6	16.6	44-83	53.0	169-5.2	111-3.4	56	52	3	62	44		
Anderson	31	61-213	0-5	00.0	30-63	47.6	152-4.9	117-3.7	29	57	14	62	51		
Hill	32	62-168	0-1	00.0	28-62	45.1	151-4.7	116-3.6	16	36	3	34	39		
Dreher	32	68-131	0-0	00.0	15-42	35.7	151-4.7	80-2.5	6	32	20	24	55		
T. Blalock	6	10-27	0-2	00.0	5-9	55.5	25-4.1	15-2.5	1	10	0	9	12		
Lebron	31	30-64	4-11	36.3	35-68	51.4	99-3.2	36-1.1	75	58	2	67	45		
Pugh	26	29-73	0-1	00.0	14-24	58.3	72-2.7	59-2.2	8	19	1	12	35		
Williams	13	11-31	0-2	00.0	4-8	50.0	26-2.0	22-1.7	7	12	1	12	10		
Scott	20	15-52	0-0	00.0	8-11	72.7	38-1.9	28-1.4	8	8	6	16	13		
N. Blalock	22	13-34	0-1	00.0	8-13	61.5	34-1.5	29-1.3	6	19	0	11	2		
Marcua	14	7-22	3-7	42.8	3-6	50.0	20-1.4	6-4	1	5	0	5	5		
Spradley	18	9-33	0-0	00.0	7-12	58.3	25-1.3	46-2.5	2	11	0	12	7		
TOTALS	32	863-2032	90-260	34.6	398-704	56.5	2213-69.1	1213-37.8	554	614	87	615	590		





ADDRESS: 6400 Press Drive Nickname: SUNO Knights  
 New Orleans, LA 70126 Colors: Blue and Gold  
 Enrollment: 4900 President: Dr. Dolores R. Spikes  
 Fax Number: 504-286-5131 Chancellor: Dr. Robert B. Gex

ATHLETIC DIRECTOR ..... MR. EARL RANDOLPH HILL  
 Phone: 504-286-5192 Home: 504-925-9742

COACHING STAFF:

MEN'S BASKETBALL HEAD ..... MR. EARL R. HILL  
 Phone: 504-286-5192 Home: 504-925-9742  
 Assistant - Mr. Elston King  
 Phone: 504-286-5194 Home: 504-948-2489

WOMEN'S BASKETBALL HEAD ..... G. JEAN BROOKS  
 Phone: 504-286-5197 Home:

CROSS COUNTRY HEAD (Men and Women) .. DR. ARTIS DAVENPORT  
 Phone: 504-286-5332 Home: 504-245-8422

TRACK HEAD (Men and Women) ..... DR. ARTIS DAVENPORT  
 Phone: 504-286-5332 Home: 504-245-8422

SPORTS INFORMATION/PUBLICITY ..... MR. EARL R. HILL  
 Phone: 504-286-5192

FACULTY ATHLETIC REPRESENTATIVE ..... MR. VINCENT JOHNSON  
 Phone: 504-286-5514 Home: 504-254-0581

REGISTRAR ..... GILDA DAVIS  
 Phone: 504-286-5000

SOUTHERN UNIVERSITY OF NEW ORLEANS MEN'S BASKETBALL STATISTICS

<u>PLAYERS</u>	<u>GA</u>	<u>2-PT</u>		<u>3-PT</u>		<u>FTM-FTA</u>		<u>TOTAL</u>			<u>AST</u>	<u>BL</u>	<u>ST</u>
		<u>FGM-FGA</u>	<u>PCT</u>	<u>FGM-FGA</u>	<u>PCT</u>	<u>FTM-FTA</u>	<u>PCT</u>	<u>PTS-AVG</u>	<u>REB-AVG</u>	<u>PTS</u>			
Brookter	30	51-94	54.0	12-38	31.0	36-68	57.0	153-5.1	53-1.8	83	11	29	
Burton	30	143-226	63.0	0-1	00.0	56-103	54.4	142-11.4	229-7.6	58	15	37	
Battle	28	91-162	56.2	0-1	00.0	31-61	50.8	213-73.6	126-4.5	30	11	12	
Foster	20	51-106	48.1	0-0	00.0	7-14	50.0	109-5.5	46-2.3	6	20	2	
Bell	8	7-13	53.8	2-3	00.6	9-14	64.3	25-3.1	10-1.3	6	0	2	
Scales	27	36-67	41.4	0-3	00.0	16-30	53.3	88-3.3	66-2.4	13	1	5	
Breaux	30	112-289	38.8	52-166	31.3	87-118	73.7	363-12.1	98-3.3	69	0	54	
Davis	25	67-153	43.8	0-7	00.0	18-44	40.9	152-6.1	89-3.6	35	2	20	
Goodwine	23	21-43	48.8	0-0	00.0	8-16	50.0	50-2.1	39-1.7	10	4	6	
Parker	23	46-81	56.8	0-2	00.0	32-53	60.4	124-5.4	60-2.6	4	2	9	
Caldwell	12	8-25	32.0	1-10	10.0	6-7	85.7	23-1.9	11-0.9	2	8	1	
Bates	7	9-20	45.0	0-0	00.0	11-12	91.7	29-4.1	14-2.0	1	0	3	
Davis	10	10-15	66.7	0-0	00.0	2-5	40.0	22-2.2	17-1.7	1	0	3	
Robinson	21	21-52	40.4	4-12	33.3	15-29	51.2	61-2.9	12-0.6	34	0	4	
Reed	23	169-379	44.6	40-123	32.5	95-133	71.4	473-20.5	148-6.4	82	11	30	
Oree	14	43-86	50.0	2-8	25.0	23-36	63.9	111-7.9	31-2.2	11	3	11	
TOTALS	30	885-1831	48.3	113-367	30.8	455-743	61.2	2338-77.9	1049-34.9	445	88	228	

SOUTHERN UNIVERSITY OF NEW ORLEANS WOMEN'S BASKETBALL STATISTICS

<u>PLAYERS</u>	<u>GA</u>	<u>2-PT</u>		<u>3-PT</u>		<u>FTM-FTA</u>		<u>TOTAL</u>					
		<u>FGM-FGA</u>	<u>PCT</u>	<u>FGM-FGA</u>	<u>PCT</u>	<u>FTM-FTA</u>	<u>PCT</u>	<u>PTS-AVG</u>	<u>REB-AVG</u>	<u>AST</u>	<u>TD</u>	<u>BL</u>	<u>ST</u>
Stokes	26	49-144	34.0	27-98	27.6	27-37	72.9	206-7.9	47-1.8	56	49	1	20
Allen	8	0-4	00.0	1-3	33.3	3-7	42.9	6-0.8	4-0.5	6	13	0	0
Sullivan	10	28-89	31.5	23-70	32.9	22-36	61.1	147-7.7	30-1.6	34	46	1	22
Roker	27	91-231	39.4	6-38	15.8	67-112	50.9	267-9.9	95-3.5	88	97	11	57
Looney	11	8-27	29.6	3-22	13.6	5-7	71.4	30-2.7	16-1.4	42	36	0	5
LeRoy	5	24-52	46.2	0-0	00.0	4-9	44.4	52-10.4	46-0.2	4	15	4	7
Snear	20	65-119	54.6	0-0	00.0	27-53	50.0	157-7.9	168-8.4	10	50	24	20
Smith	24	24-65	36.9	31-77	40.3	5-14	35.7	146-6.1	38-1.0	47	77	0	16
Baltar	24	69-150	46.0	0-0	00.0	26-52	50.0	164-6.8	162-6.0	57	56	6	32
Ferguson	12	9-20	45.0	1-3	33.3	1-2	00.5	22-1.8	21-1.0	6	10	0	9
Crockett	26	65-130	50.0	0-2	00.0	30-52	57.7	160-6.1	166-6.3	10	30	4	25
Starks, F.	24	112-205	54.6	0-0	00.0	40-82	48.7	264-11.0	154-6.4	10	45	5	16
Starks, M.	18	74-162	45.7	0-0	00.0	28-52	53.8	176-9.7	100-5.5	9	35	6	19
Collins	20	12-26	42.9	0-0	00.0	7-16	43.8	31-1.6	39-1.9	0	15	0	3
York	10	1-10	10.0	0-0	00.0	3-4	00.8	5-0.5	15-1.5	3	9	0	4
TOTALS	29	631-1436	43.9	92-313	29.3	295-535	55.1	1833-67.8	1138-39.2	393	583	62	255

SPRING HILL COLLEGE



**ADDRESS:** 4000 Dauphin Street Nickname: Badgers, Lady Badgers  
 Mobile, Alabama 36608 Colors: Purple and White  
 Enrollment: 1000 President: Fr. William J. Rewak  
 Fieldhouse: under construction  
 Fax Number: 334-460-2196

**ATHLETIC DIRECTOR** ..... **FRANK SIMS**  
 Phone: 334-380-3486 Home: 334-343-7528

**COACHING STAFF:**

**MEN'S BASKETBALL HEAD** ..... **JOE NILAND**  
 Phone: 334-380-3487 Home:  
**WOMEN'S BASKETBALL HEAD** ..... **JAMES WALKER**  
 Phone: 334-380-3488 Home: 334-380-4456  
**BASEBALL HEAD** ..... **FRANK SIMS**  
 Phone: 334-380-3486 Home: 334-343-7528  
**TENNIS (Men and Women)** ..... **BROOKS GREEN**  
 Phone: 334-380-3490 Home: 334-965-7557  
**CROSS COUNTRY (Women)** ..... **JAMES WALKER**  
 Phone: 334-380-3488 Home: 334-460-2100  
**GOLF (Men)** ..... **BARRY COONEY**  
 Phone: 334-380-3489 Home: 334-344-2912  
**GOLF (Women)** ..... **AMBER BIANCO**  
**SAILING** ..... **ELLIS OLLINGER**  
 Phone: 334-432-3932  
**SOCCER (Men)** ..... **PETER FOX**  
 Phone: 334-380-3491 Home: 334-460-0989  
**SOCCER (Women)** ..... **AL BORCHARDT**

**INTRAMURAL DIRECTOR** ..... **TERRY FOWLER**  
 Phone: 334-380-3023

**FACULTY ATHLETIC REPRESENTATIVE** ..... **DR. ROBERT W. MACALEESE**  
 Phone: 334-380-3052 Home: 334-666-4266

**REGISTRAR** ..... **MRS. SHIRLEY KARGLEDER**  
 Phone: 334-380-2242

SPRING HILL COLLEGE MEN'S BASKETBALL STATISTICS

<u>PLAYERS</u>	<u>GA</u>	<u>2-PT</u>		<u>3-PT</u>		<u>TOTAL</u>		<u>REB-AVG</u>	<u>AST</u>	<u>TD</u>	<u>ST</u>	<u>BL</u>	<u>PF</u>	
		<u>FGM-FGA</u>	<u>PCT</u>	<u>FGM-FGA</u>	<u>PCT</u>	<u>FTM-FTA</u>	<u>PCT</u>							<u>PTS-AVG</u>
Parker	29	104-249	41.8	21-82	25.6	52-73	71.2	281-9.7	113-3.9	62	69	58	4	86
Sterling	29	29-71	40.8	20-40	50.0	38-42	90.5	116-4.0	20-0.7	26	25	12	0	32
Frazier	27	37-95	38.9	24-64	37.5	28-34	82.4	126-4.7	36-1.3	24	20	12	2	32
Lovett	29	135-265	50.9	3-13	23.1	108-145	74.5	381-13.1	140-4.8	92	72	60	12	82
Tyson	29	110-185	59.5	0-2	00.0	62-108	57.4	282-9.7	136-4.7	64	71	36	7	74
Minnick	28	27-65	41.5	9-34	26.5	36-60	60.0	99-3.5	72-2.6	40	37	21	7	54
Lee	29	110-235	46.8	29-70	41.4	56-101	55.4	305-10.5	85-2.9	26	39	34	14	92
Ladd	3	2-3	66.7	1-1	1.0	1-2	50.0	6-2.0	2-0.7	0	1	0	0	0
Roberts	29	98-197	49.7	28-71	39.4	35-48	72.9	259-8.9	113-3.9	35	44	13	1	70
Timmons	22	94-166	56.6	0-0	00.0	55-92	59.8	243-11.0	106-4.8	19	32	10	3	58
Schweitzer	6	0-3	00.0	0-1	00.0	0-0	00.0	0-0.0	6-1.0	0	5	0	0	3
Freeman	9	3-6	50.0	0-1	00.0	3-6	50.0	9-1.0	1-0.1	0	1	1	0	5
Cueto	15	10-25	40.0	1-2	50.0	7-13	53.8	28-1.9	25-1.7	5	11	3	3	23
Dickman	15	18-30	60.0	0-0	00.0	14-26	53.8	50-3.3	19-1.3	3	13	1	0	14
TOTALS	29	777-1595	48.7	136-381	35.7	495-750	66.0	2185-75.3	938-32.3	396	442	261	53	625

SPRING HILL COLLEGE WOMEN'S BASKETBALL STATISTICS

<u>PLAYERS</u>	<u>GA</u>	<u>2-PT</u>		<u>3-PT</u>		<u>TOTAL</u>		<u>REB-AVG</u>	<u>AST</u>	<u>TD</u>	<u>ST</u>	<u>BL</u>	<u>PF</u>	
		<u>FGM-FGA</u>	<u>PCT</u>	<u>FGM-FGA</u>	<u>PCT</u>	<u>FTM-FTA</u>	<u>PCT</u>							<u>PTS-AVG</u>
Kerne	32	90-264	34.1	34-119	28.6	38-58	65.5	252-7.9	102-3.2	139	165	88	5	54
Henderson	0	0-0	00.0	0-0	00.0	0-0	00.0	0-0.0	0-0.0	0	0	0	0	0
Turni	32	49-137	35.8	6-32	18.8	40-68	58.8	144-4.5	110-3.4	34	53	24	4	35
Paille	23	12-33	36.4	1-5	20.0	4-6	66.7	29-1.3	21-0.9	15	20	6	0	15
Johnson	24	18-54	33.3	13-44	29.5	8-10	80.0	57-2.4	18-0.8	6	18	6	0	16
Ekins	32	46-143	32.2	32-86	37.2	24-44	54.5	148-4.6	66-2.1	47	68	35	2	53
Kahn	32	175-277	63.2	0-0	00.0	102-150	68.0	452-14.2	207-6.5	75	92	49	10	106
Derrick	32	142-357	39.8	10-52	19.2	113-141	80.1	407-12.1	107-3.3	99	120	63	7	91
Raney	4	32-53	60.4	0-0	00.0	17-25	68.0	81-20.3	30-7.5	2	4	5	11	13
Poiroux	22	65-130	50.0	0-2	00.0	58-85	68.2	188-8.5	90-4.1	18	38	15	1	71
Martin	32	191-405	47.2	0-5	00.0	132-234	56.4	514-16.1	350-10.9	21	105	50	49	95
Walsh	7	3-12	25.0	0-0	00.0	4-6	66.7	10-1.4	12-1.7	0	2	0	1	6
Hougey	1	2-7	28.6	0-1	00.0	0-2	00.0	4-4.0	8-8.0	2	1	0	0	2
TOTALS	32	825-1872	44.1	96-346	27.7	540-829	65.1	2286-71.4	1189-37.2	458	688	341	90	557



## TOUGALOO COLLEGE

ADDRESS: 500 West County Line Rd Nickname: Bulldogs, Lady Bulldogs  
Tougaloo, MS 39174 Colors: Royal Blue and Scarlet  
Enrollment: 1100 President: Dr. Joe Lee  
Fieldhouse: Brownlee Hall (Seats 700)  
Callaway High School (Seats 1000)  
Fax Number: 601-977-6182

ATHLETIC DIRECTOR ..... JAMES TURNER  
Phone: 601-977-7809 Home: 601-366-9994

COACHING STAFF:

MEN'S BASKETBALL HEAD ..... JAMES TURNER  
Phone: 601-977-7836 Home: 601-366-5264

Assistant -Broderick Owens

Phone: 601-977-7898 Home: 601-362-6253

WOMEN'S BASKETBALL HEAD ..... MRS. YOLANDA BROWN  
Phone: 601-977-6165 Home: 601-854-5936

GOLF (Men) ..... DR. JIM COLEMAN  
Phone: 601-977-7887 Home: 601-981-9006

SOFTBALL HEAD ..... MRS. YOLANDA BROWN  
Phone: 601-977-7887 Home: 601-854-5936

TRACK/CROSS COUNTRY HEAD (Women) ..... SANDY SADDLER  
Phone: 601-977-7855 Home: 601-362-9994

SPORTS INFORMATION/PUBLICITY ..... MR. KARIM ABDUL-AZIZ  
Phone: 601-977-7809 Home: 601-354-1257

FACULTY ATHLETIC REPRESENTATIVE ..... DR. JAMES COLEMAN  
Phone: 601-977-7887 Home: 601-981-9006

REGISTRAR ..... CAROLYN EVANS  
Phone: 601-977-7765

TOUGALOOD COLLEGE MEN'S BASKETBALL STATISTICS

<u>PLAYERS</u>	<u>GA</u>	<u>2-PT</u>		<u>3-PT</u>		<u>FTM-FTA</u>		<u>PCT</u>	<u>TOTAL</u>			
		<u>FGM-FGA</u>	<u>PCT</u>	<u>FGM-FGA</u>	<u>PCT</u>	<u>PTS-AVG</u>	<u>REB</u>		<u>AST</u>	<u>BL</u>	<u>ST</u>	
Bentley	31	156-282	55.3	0-0	0.0	48-81	59.3	360-11.6	302	38	18	27
Bland	32	161-316	51.0	39-88	44.3	120-173	69.4	559-17.5	217	42	12	41
Craig	25	85-124	68.6	10-33	30.3	25-60	41.7	223-8.9	135	30	11	19
Daniels	33	58-107	54.2	0-0	0.0	35-57	61.4	151-4.6	154	7	14	9
Davis	20	109-223	48.9	34-99	34.3	38-62	61.3	358-17.9	118	28	0	8
Jackson	15	14-27	51.9	0-2	0.0	10-23	43.5	28-2.5	44	4	7	7
Johnson	14	15-40	37.5	9-27	33.3	2-4	50.0	59-4.2	15	8	1	2
Malone	29	105-367	28.6	94-204	46.0	68-87	78.2	562-19.4	75	58	4	2
Reese	8	9-30	30.0	0-0	0.0	4-15	26.7	22-2.7	45	7	4	3
Richard	28	37-74	50.0	11-22	50.0	35-46	76.1	142-4.9	47	104	1	28
Rhodes	6	1-4	25.0	0-0	0.0	0-2	0.0	2-0.3	1	1	0	1
Scott	9	46-160	28.8	14-43	32.6	24-39	61.5	158-17.5	50	11	16	9
C Williams	31	33-59	56.0	3-7	42.9	43-60	71.7	118-3.8	53	157	3	32
D Williams	8	8-17	47.0	1-6	16.7	3-8	37.5	22-2.7	8	1	1	0
<b>TOTALS</b>	<b>33</b>	<b>837-1827</b>	<b>45.8</b>	<b>216-535</b>	<b>40.4</b>	<b>457-719</b>	<b>63.6</b>	<b>2764-83.7</b>	<b>1263</b>	<b>514</b>	<b>100</b>	<b>213</b>

TOUGALOOD COLLEGE WOMEN'S BASKETBALL STATISTICS

<u>PLAYERS</u>	<u>GA</u>	<u>2-PT</u>		<u>3-PT</u>		<u>FTM-FTA</u>		<u>PCT</u>	<u>TOTAL</u>			
		<u>FGM-FGA</u>	<u>PCT</u>	<u>FGM-FGA</u>	<u>PCT</u>	<u>PTS-AVG</u>	<u>REB</u>		<u>AST</u>	<u>BL</u>	<u>ST</u>	
Anderson	4	12-38	31.6	3-12	25.0	5-8	62.5	38-9.5	7	9	0	4
Baker	25	99-296	33.4	24-77	31.1	48-83	57.8	318-12.7	103	34	3	24
Brooks	25	32-109	29.4	25-102	24.5	37-67	55.2	176-7.4	140	105	8	65
Brown	25	125-298	41.9	4-16	25.0	51-88	58.0	313-12.5	170	47	14	44
Christaas	22	116-251	46.2	0-2	00.0	79-124	63.7	311-14.1	246	23	10	25
Cowan	17	3-13	23.0	29-81	35.8	7-13	53.9	100-5.9	28	4	2	15
Griffin	25	39-167	23.4	12-69	17.4	58-89	65.1	148-5.9	148	24	23	43
Proby	22	39-76	51.3	15-59	25.4	16-26	61.5	139-6.3	46	20	1	28
Ransom	2	3-8	37.5	0-0	00.0	3-3	01.0	6-3.0	6	1	1	1
Robinson A	5	4-8	50.0	2-6	33.3	2-3	66.6	14-2.8	4	4	1	3
Robinson B	20	46-141	32.6	10-30	33.3	26-49	53.0	127-6.3	101	11	1	20
<b>TOTALS</b>	<b>25</b>	<b>593-1291</b>	<b>45.9</b>	<b>124-454</b>	<b>27.3</b>	<b>332-553</b>	<b>71.9</b>	<b>1690-67.6</b>	<b>999</b>	<b>282</b>	<b>64</b>	<b>272</b>



**ADDRESS:** Tuscan Avenue  
 Hattiesburg, MS 39401-9913

Enrollment: 2300  
 Fax Number: 601-582-6111

Nickname: Crusaders, Lady Saders  
 Colors: Red, Black, White  
 President: Dr. James W. Edwards

**ATHLETIC DIRECTOR** ..... **STEVE KNIGHT**  
 Phone: 601-582-6415 Home: 601-582-6389  
 Fax Number: 601-582-6415

**COACHING STAFF:**

**MEN'S BASKETBALL HEAD** ..... **STEVE KNIGHT**  
 Phone: 601-582-6111 Home: 601-582-6389  
 Assistant - Tracy English  
 Phone: 601-582-6111 Home: 601-261-2441  
 Assistant - LaRon Brumfield

**WOMEN'S BASKETBALL HEAD** ..... **TRACY ENGLISH**  
 Phone: 601-582-6111 Home: 601-261-2441  
 Student Assistant - Mark Simmons

**BASEBALL HEAD** ..... **BOBBY HALFORD**  
 Phone: 601-582-6110 Home: 601-264-1550  
 Graduate Assistant - Hayden Cox  
 Graduate Assistant - Stephen Fuller

**WOMEN'S SOFTBALL HEAD** ..... **GLENN MOORE**  
 Phone: 601-582-6431 Home: 601-543-0168  
 Graduate Assistant - Lizzy Tartavouille

**TENNIS HEAD (Men and Women)** ..... **TBA**  
 Phone: 601-582-6187 Home: 601-583-3805  
 Assistant (Men and Women) - Gavin Bradshaw  
 Phone: 601-865-1500

**MEN'S SOCCER HEAD** ..... **DOUG STOVALL**  
 Phone: 601-865-1504 Home: 601-896-6978  
 Graduate Assistant - Wayne Robertson

**WOMEN'S SOCCER HEAD** ..... **TOM BROWN**  
 Phone: 601-865-1518 Home: 601-869-2661  
 Assistant - Melissa Heinz

**SPORTS INFORMATION/PUBLICITY:** ..... **LARON BRUMFIELD**  
 Phone: 601-582-6111 Home: 601-543-0744  
 Fax Number: 601-582-6111

**FACULTY ATHLETIC REPRESENTATIVE** ..... **DR. E. MILTON WHEELER**  
 Phone: 601-582-6165 Home: 601-268-3126

**REGISTRAR** ..... **MRS. SARAH BURRUS**  
 Phone: 601-582-6195

WILLIAM CAREY COLLEGE MEN'S BASKETBALL STATISTICS

PLAYERS	GA	2-PT		3-PT		TOTAL			TOTAL							
		FGM-FGA	PCT	FGM-FGA	PCT	FGM-FGA	PCT	FTM-FTA	PCT	PTS-AVG	REB-AVG	AST	TO	BL	ST	PF
Adams	32	57-27	47.4	0-0	ERR	57-27	47.4	9-19	47.4	63-2.0	72-2.3	10	12	6	4	38
Cox	34	214-104	48.6	13-4	30.8	227-108	47.6	81-146	55.5	301-8.9	169-5.0	19	38	15	20	105
Harris	34	70-37	52.9	46-11	23.9	116-48	41.4	23-39	59.0	130-3.8	67-2.0	31	30	2	10	24
Glass	32	89-49	55.1	87-21	24.1	176-70	39.8	35-52	67.3	196-6.1	89-2.8	39	53	10	27	81
Morris	18	2-0	00.0	22-4	18.2	24-4	16.7	0-0	ERR	12-0.7	9-0.5	6	4	0	3	8
Norman	34	132-62	47.0	144-48	33.3	276-110	39.9	80-110	72.7	348-10.2	75-2.2	70	65	0	44	90
Nunley	33	270-165	61.1	178-49	27.5	448-214	47.8	73-144	50.7	550-16.7	208-6.3	60	83	6	45	82
Owens	33	212-124	58.5	43-15	34.9	225-139	54.5	44-81	54.3	337-10.2	154-4.7	35	39	1	30	61
Patterson	34	30-12	40.0	149-43	28.9	179-55	30.7	22-33	66.7	175-5.2	32-0.9	40	52	0	27	45
Pugh	32	106-63	59.4	291-103	35.4	397-166	41.8	85-104	81.7	520-16.3	124-3.9	81	50	0	68	74
White	34	69-34	49.3	25-7	28.0	94-41	43.6	56-95	59.0	145-4.3	115-3.4	19	21	1	10	76
Windham	34	70-28	40.0	62-10	16.1	132-38	28.8	45-78	57.7	131-3.9	94-2.8	160	80	0	74	69
TOTALS	34	1321-705	53.4	1060-315	29.7	2381-1020	42.8	553-901	61.4	2908-85.5	1332-39.2	570	527	41	362	753

WILLIAM CAREY COLLEGE WOMEN'S BASKETBALL STATISTICS

PLAYERS	GA	2-PT		3-PT		TOTAL			TOTAL							
		FGM-FGA	PCT	FGM-FGA	PCT	FGM-FGA	PCT	FTM-FTA	PCT	PTS-AVG	REB-AVG	AST	TO	BL	ST	PF
Cordell	5	0-0	ERR	0-0	ERR	0-0	ERR	3-3	100.0	3-0.6	1-0.2	1	0	0	0	0
Smith	29	32-82	39.0	8-29	27.6	40-111	36.0	41-55	74.5	129-4.4	83-2.9	50	55	0	16	37
Thompson	28	38-103	36.9	11-33	33.3	49-136	36.0	38-58	65.5	147-5.3	96-3.4	87	77	0	48	79
Shows	3	0-1	00.0	0-2	00.0	0-3	00.0	0-0	ERR	0-0.0	1-0.3	0	0	0	0	0
Reynolds	11	1-4	25.0	0-3	00.0	1-7	14.3	1-2	50.0	3-0.3	4-0.4	6	8	0	1	9
Armstrong	30	227-531	42.7	0-0	ERR	227-531	42.7	77-131	58.8	531-17.7	286-9.5	26	68	5	47	57
Strickland	30	22-67	32.8	19-63	30.2	41-130	31.5	6-15	40.0	107-3.6	79-2.6	39	64	3	20	45
Caldwell	24	10-36	27.8	2-13	15.4	12-49	24.5	2-6	33.3	28-1.2	27-1.1	16	23	0	8	28
Fortenberry	13	2-9	22.2	0-0	ERR	2-9	22.2	1-2	50.0	5-0.4	1-0.1	2	4	0	0	5
Camacho	29	231-410	56.3	0-0	ERR	231-410	56.3	164-272	60.3	626-21.6	374-12.9	68	96	41	49	96
Wilson	24	54-126	42.9	4-17	23.5	58-143	40.6	29-48	60.4	149-6.2	101-4.2	83	68	1	47	47
Drummond	30	63-165	38.2	57-198	28.8	120-363	33.1	29-44	65.9	326-10.9	124-4.1	80	126	5	37	49
TOTALS	30	680-1534	44.3	101-358	28.2	781-1892	41.3	391-636	61.5	2054-68.5	1281-42.7	458	589	55	273	452





**XAVIER UNIVERSITY OF LOUISIANA**

**ADDRESS:** 7325 Pine and Palmetto Nickname: Gold Rush, Gold Nuggets  
 New Orleans, LA 70125 Colors: White and Gold  
 Enrollment: 3400 President: Dr. Norman C. Francis  
 Fieldhouse: The Barn (Seats 1200)  
 Fax Number: 504-482-1561

**ATHLETIC DIRECTOR** ..... **FELIX JAMES**  
 Phone: 504-483-7329 Home: 504-277-3162

**COACHING STAFF:**

**MEN'S BASKETBALL HEAD** ..... **DALE VALDERY**  
 Phone: 504-483-7314 Home: 504-245-0491  
 Assistant - Anthony Roman  
 Phone: 504-483-7314 Home: 504-945-2136  
**WOMEN'S BASKETBALL HEAD** ..... **JANICE JOSEPH**  
 Phone: 504-483-7333 Home: 504-482-7888  
 Assistant - Dannton Jackson  
 Phone: 504-483-7329  
**CROSS COUNTRY** (Men's & Women's) ..... **DANNTON JACKSON**  
 Phone: 504-483-7329  
**TENNIS** (Men's & Women's) ..... **INNOCENT MODIKA**  
 Phone: 504-483-7329

**SPORTS INFORMATION/PUBLICITY** ..... **RICHARD TUCKER**  
 Phone: 504-483-7568 Home: 504-455-2935

**INTRAMURAL DIRECTOR** ..... **SILAS STEELE**  
 Phone: 504-483-7334

**FACULTY ATHLETIC REPRESENTATIVE** ..... **SR. GRACE MARY FLICKINGER**  
 Phone: 504-483-7526 Home: 504-482-0917

**REGISTRAR** ..... **SR. SANDRA SCHMIDT, S.B.S**  
 Phone: 504-486-7411, ext.3583 Home: 504-482-0917

XAVIER UNIVERSITY MEN'S BASKETBALL STATISTICS

<u>PLAYERS</u>	<u>GA</u>	2-PT		3-PT		TOTAL		TOTAL						
		<u>FGM-FGA</u>	<u>FGM-FGA</u>	<u>PCT</u>	<u>FTM-FTA</u>	<u>PCT</u>	<u>PTS-AVG</u>	<u>REB-AVG</u>	<u>AST</u>	<u>TO</u>	<u>BL</u>	<u>ST</u>	<u>PF</u>	
Roberts	29	115-285	38-87	40.4	76-94	80.9	344-11.9	73-2.5	68	65	2	35	64	
Eggleston	26	104-232	30-94	44.8	75-101	74.3	313-12.0	44-1.7	75	77	1	74	61	
R. Johnson	20	16-45	10-32	35.6	12-18	66.7	54-2.7	20-1.0	12	13	0	7	28	
Cliff	20	29-87	3-12	33.3	20-26	76.9	81-4.1	52-2.6	14	22	2	22	39	
Crenshaw	28	31-76	7-18	40.8	33-51	64.7	102-3.6	45-1.6	7	14	0	12	16	
Montgomery	29	97-199	52-121	48.7	16-24	66.7	262-9.0	59-2.0	19	36	1	21	43	
Thomas	27	37-78	0-0	47.4	5-16	31.3	79-2.9	65-2.4	6	13	11	9	46	
Robinson	21	13-31	4-13	41.9	1-3	33.3	31-1.5	32-1.5	8	13	4	7	25	
K. Johnson	28	80-169	2-4	47.3	37-67	55.2	199-7.1	126-4.5	26	37	5	32	54	
Moller	29	98-197	2-8	49.7	68-127	53.5	266-9.2	190-6.6	29	57	27	30	79	
Murray	29	42-82	0-0	51.2	36-57	63.2	120-4.1	66-2.3	14	38	3	12	38	
Thornton	28	75-126	0-0	59.5	45-62	72.6	195-7.0	105-3.8	15	38	18	20	77	
Foster	7	15-27	0-1	55.6	8-11	72.7	38-5.4	24-3.4	2	3	0	2	13	
Brown	9	13-25	0-1	52.0	3-7	42.9	29-3.2	30-3.3	3	8	0	5	12	
<b>TOTALS</b>	<b>29</b>	<b>765-1659</b>	<b>148-391</b>	<b>46.1</b>	<b>435-664</b>	<b>65.5</b>	<b>2113-72.9</b>	<b>931-34.6</b>	<b>298</b>	<b>434</b>	<b>74</b>	<b>288</b>	<b>595</b>	

XAVIER UNIVERSITY WOMEN'S BASKETBALL STATISTICS

<u>PLAYERS</u>	<u>GA</u>	2-PT		3-PT		TOTAL		TOTAL						
		<u>FGM-FGA</u>	<u>FGM-FGA</u>	<u>PCT</u>	<u>FTM-FTA</u>	<u>PCT</u>	<u>PTS-AVG</u>	<u>REB-AVG</u>	<u>AST</u>	<u>TO</u>	<u>BL</u>	<u>ST</u>	<u>PF</u>	
Stovall	29	170-339	5-28	50.1	82-131	62.6	427-14.7	171-5.9	47	82	15	69	98	
A. Jones	30	167-398	18-64	42.0	149-204	73.0	501-16.7	187-6.2	104	91	25	91	84	
Wells	28	78-196	11-54	39.8	38-57	66.7	205-7.3	65-2.3	140	102	2	67	54	
Baker	16	5-24	0-0	20.8	3-5	60.0	13-0.8	13-0.8	2	10	0	6	17	
Spain	29	44-143	0-1	30.8	15-35	42.9	103-3.6	204-7.0	13	48	12	27	68	
S. Jones	15	3-18	0-1	16.7	3-4	75.0	9-0.6	15-1.0	2	3	0	0	7	
Williams	29	96-233	16-54	41.2	17-32	53.1	225-7.8	74-2.6	30	34	3	33	48	
Sherman	19	14-38	0-1	36.8	11-21	52.4	39-2.1	32-1.7	3	4	0	5	23	
Davis	23	131-242	0-4	54.1	48-73	65.8	310-13.5	221-9.6	13	34	10	38	60	
James	30	59-150	4-17	39.3	26-44	59.1	148-4.9	74-2.5	38	40	0	26	73	
Guillory	29	50-149	9-46	33.6	19-34	55.9	128-4.4	33-1.1	20	32	0	25	43	
King	2	3-11	2-3	27.3	0-0	00.0	8-4.0	5-2.5	2	3	0	1	1	
Lee	1	4-7	0-0	57.1	0-0	00.0	8-8.0	4-4.0	0	0	0	1	1	
Parquet	7	36-76	11-27	47.7	14-20	70.0	97-13.9	22-3.1	16	24	5	16	19	
<b>TOTALS</b>	<b>30</b>	<b>860-2024</b>	<b>76-300</b>	<b>42.5</b>	<b>425-660</b>	<b>64.4</b>	<b>2221-74.0</b>	<b>1120-41.9</b>	<b>450</b>	<b>508</b>	<b>72</b>	<b>405</b>	<b>596</b>	

GCAC STANDINGS

<u>TEAM</u>	<u>DIST. W-L</u>	<u>.PCT</u>	<u>OVERALL</u>	<u>.PCT</u>
1. SUND	13 - 3	.813	21 - 9	.700
2. Xavier University	12 - 4	.750	21 - 8	.724
3. Spring Hill College	11 - 5	.688	21 - 8	.724
4. Tougaloo College	10 - 6	.625	16 -16	.500
5. William Carey College	7 - 9	.438	18 -16	.529
6. University of Mobile	7 - 9	.438	21 -13	.618
7. Dillard University	7 - 9	.438	16 -16	.500
8. Belhaven College	4 -12	.250	6 -22	.214
9. Louisiana College	1 -15	.063	4 -21	.160

TEAM SCORING

<u>TEAM</u>	<u>OFF.</u>	<u>DEF.</u>	<u>MARGIN</u>
Xavier	72.9	63.0	+ 9.9
Mobile	85.8	78.1	+ 7.7
Spring Hill	75.3	67.9	+ 7.4
SUND	77.9	73.3	+ 4.6
Dillard	74.2	71.3	+ 2.9
Tougaloo	83.0	81.2	+ 1.8
Wm. Carey	85.5	85.9	- 0.4
Belhaven	68.6	70.3	- 1.7
La. College	70.4	84.0	-13.6

TEAM REBOUNDING

<u>TEAM</u>	<u>AVG.</u>	<u>OPP.</u>	<u>MARGIN</u>
Dillard	38.2	31.1	+ 7.1
Mobile	35.9	29.9	+ 6.0
Xavier	34.6	31.7	+ 2.9
Spring Hill	32.3	30.6	+ 1.7
SUND	35.1	34.1	+ 1.0
Tougaloo	38.8	39.4	- 0.6
Belhaven	28.3	29.5	- 1.2
Wm. Carey	39.2	41.5	- 2.3
La. College	33.6	38.7	- 5.1

TOTAL FIELD GOAL SHOOTING

<u>TEAM</u>	<u>3-PT FGM-FGA</u>	<u>TOTAL FGM-FGA</u>	<u>.PCT</u>
SUND	114-370	885-1813	48.8
Spring Hill	136-381	777-1595	48.7
Mobile	224-654	1061-2178	48.7
Dillard	128-371	871-1788	48.7
Tougaloo	235-584	968-1997	48.7
Belhaven	123-408	685-1458	48.5
Xavier	148-391	765-1659	47.0
La. College	124-453	658-1524	46.1
Wm. Carey	315-1060	1020-2381	42.8

FREE THROW SHOOTING

<u>TEAM</u>	<u>FTM-FTA</u>	<u>.PCT</u>
Mobile	567-827	68.6
Belhaven	422-634	66.6
Spring Hill	495-634	66.0
La. College	320-485	66.0
Xavier	435-664	65.5
Tougaloo	499-785	63.6
Dillard	504-811	62.1
Wm. Carey	553-901	61.4
SUND	454-743	61.1



1994-95 MEN'S BASKETBALL INDIVIDUAL STATISTICS

SCORING

<u>NAME</u>	<u>SCHOOL</u>	<u>GA</u>	<u>2FG-3FG-FT</u>	<u>AVG.</u>
T. King	LC	25	225- 6- 99	22.7
K. Reed	SU	23	129-40- 95	20.6
R. Malone	TC	29	105-94- 70	19.4
R. Davis	TC	19	102-32- 37	17.7
L. Bland	TC	31	154-36-118	17.2
M. Pullum	DU	24	136-12- 92	16.7
J. Nunley	WC	33	165-49- 73	16.7
D. Pugh	WC	32	63-103- 85	16.3
C. Applin	UM	34	132-49- 92	14.8
S. Magee	LC	23	73-36- 76	14.3
E. Lovett	SH	29	132- 3-108	13.1
A. Thomas	UM	34	156- 2-116	12.8
D. Breaux	SU	30	60-52- 87	12.1
D. Eggleston	XU	26	74-30- 75	12.0
C. Bentley	TC	30	157- 0- 47	12.0
D. Brinkley	BC	27	63-48- 54	12.0
R. Roberts	XU	29	77-38- 76	11.9
A. Burton	SU	30	143- 0- 56	11.4
E. Timmons	SH	22	94-04- 55	11.0

REBOUNDING

<u>NAME</u>	<u>SCHOOL</u>	<u>GA</u>	<u>REB</u>	<u>AVG</u>
C. Bentley	TC	30	289	9.6
M. Pullum	DU	24	215	9.0
A. Burton	SU	30	229	7.6
T. King	LC	25	190	7.6
L. Bland	TC	31	217	7.0
T. Moller	XU	29	190	6.6
J. Nunley	WC	33	208	6.3
A. Thomas	UM	34	214	6.3
R. Davis	TC	19	112	5.9
S. Seaple	DU	32	187	5.8
J. Cox	WC	34	169	5.0
R. Sanders	LC	25	123	4.9
E. Lovett	SH	29	140	4.8
E. Timmons	SH	22	106	4.8
D. Tyson	SH	29	136	4.7
M. Owens	WC	33	154	4.7
G. Battle	SU	28	126	4.5

FREE THROW SHOOTING

<u>NAME</u>	<u>SCHOOL</u>	<u>GA</u>	<u>FTM-FTA</u>	<u>.PCT</u>
S. Magee	LC	23	76-88	86.4
C. Applin	UM	34	92-111	82.9
D. Pugh	WC	32	85-104	81.7
R. Roberts	XU	29	76-94	80.9
R. Malone	TC	29	70-89	78.7
M. Pullum	DU	24	92-121	76.0
E. Lovett	SH	29	108-145	74.5
D. Eggleston	XU	26	75-101	74.3
A. Thomas	UM	34	116-161	72.0
K. Reed	SU	23	95-133	71.4

THREE POINT FIELD GOAL SHOOTING

<u>NAME</u>	<u>SCHOOL</u>	<u>GA</u>	<u>FGM-FGA</u>	<u>.PCT</u>
L. Bland	BC	30	37- 87	42.5
R. Roberts	XU	30	63-156	40.4
D. Montgomery	DU	31	94-233	40.3
C. Applin	BC	32	54-136	39.7
D. Lee	LC	25	49-125	39.2

TOTAL FIELD GOAL SHOOTING

<u>NAME</u>	<u>SCHOOL</u>	<u>GA</u>	<u>FGM-FGA</u>	<u>.PCT</u>
C. Bentley	TC	30	157-272	57.7
T. King	LC	25	231-405	57.0
M. Pullum	DU	24	148-285	51.9
C. Applin	UM	34	176-349	50.4
L. Bland	TC	30	190-389	48.8
J. Nunley	WC	33	214-448	47.8
K. Reed	SU	23	169-379	44.6
D. Pugh	WC	32	166-397	41.8



ASSISTS

<u>NAME</u>	<u>SCHOOL</u>	<u>GA</u>	<u>AST</u>	<u>AVG</u>
N. Houston	UM	34	262	7.7
J. McKain	DU	32	168	5.3
C. Williams	TC	32	163	5.1
S. Windham	WC	34	160	4.7
T. Pledger	BC	25	110	4.4
J. Richard	TC	29	109	3.8
E. Lovett	SH	29	92	3.2
R. Sanders	LC	25	75	3.0

Team Scoring, Seas. Avg. Off.  
Wm. Carey, 1989-90, 94.7

Team Scoring, Seas. Avg., Def.  
Belhaven, 1981-82, 55.6

Team Scoring, Seas. Avg., Margin  
Mobile Col. 1987-88, +18.6

Team FGM, Seas.  
Sp. Hill, 1987-88, 1244

Team FG Pct., Seas.  
Sp. Hill, 1987-88, .560 (1244/2221)

Team FTM, Seas.  
Wm. Carey, 1988-89, 709

Team FT Pct., Seas.  
Wm. Carey, 1982-83, .757 (433/572)

Team Reb., Seas. Avg., Off.  
Wm. Carey, 1989-90, 48.9

Team Reb., Seas. Avg., Def.  
Dillard, 1986-87, 41.5

Team Reb., Seas. Avg., Margin  
Wm. Carey, 1989-90, +10.4

Team Three Point FG, Total Seas.  
La. Col., 1991-92, 235

Team Three Point FG, Seas. Pct.  
SUNO, 1987-88, .435 (85-195)

Most Wins, Team, Seas.  
Mobile, 1993-94, 32

Individual Scoring, Seas., Total Points  
Gray, Wm. Carey, 1985-86, 773

Individual Scoring, Seas., Game Avg.  
Jones, Dillard, 1988-89, 26.0

FG Shooting, Total Made, Seas.  
Jones, Dillard, 1988-89, 297

FG Shooting, Seas., Pct.  
Gullett, Xavier, 1981-82, .678 (118/174)

FT Shooting, Total Made, Seas.  
Woody, Wm. Carey, 1984-85, 189  
Gray, Wm. Carey, 1985-86, 189

FT Shooting, Seas., Pct.  
Hamilton, La. College, 1984-85,  
.886 (62-70)

Individual Reb., Seas., Total  
Cooper, Wm. Carey, 1983-84, 346

Individual Reb., Seas., Game Avg.  
Myers, Xavier, 1982-83, 11.2

Assists, Total, Seas.  
Nelson, Spring Hill, 1987-88, 279

Assists, Seas., Game Avg.  
Nelson, Spring Hill, 1987-88, 6.9

Three Point FG, Seas., Total  
Francisco Hardy, Wm. Carey, 1990-91. 109

Three Point FG, Seas. Pct.  
Clemmons, Mobile, 1993-4, .537 (22-41)

Team Record, Best Pct.  
Mobile, 1993-94, .941 (32-2)




**GCAC MEN'S BASKETBALL INDIVIDUAL GAME RECORDS**  
(Through 1994-95 Season)

**INDIVIDUAL SINGLE GAME**

- Most Points Scored** - 41, Juan Mercier, Xavier vs Belhaven, Feb 14, 1987.
- 41, Eugene Thomas, Dillard vs Tougaloo, Feb 7, 1991
- Most Field Goals Attempted** - 31, Juan Mercier, Xavier vs Belhaven, Feb 14, 1987.
- Most Field Goals Made** - 17, Eugene Johnson, Xavier vs Wm. Carey, Feb 12, 1982.
- Most Free Throws Attempted** - 21, Juan Mercier, Xavier vs La. Col., Jan 19, 1987.
- Most Free Throws Made** - 17, Tony Woody, Wm. Carey vs Dillard, Jan 14, 1985.
- Most Three Point FG Attempted** - 17, Barry Johnson, Dillard vs Tougaloo, Jan 21, 1989
- Most Three Point FG Made** - 10, Francisco Hardy, Wm. Carey vs Tougaloo, Jan 24, 1991
- Most Rebounds** - 22, Zac Cooper, Wm. Carey vs Spring Hill, Feb 12, 1983
- Most Assists** - 19, Derrick Collins, Xavier vs Spring Hill, Feb 3, 1986
- Most Steals** - 8, Leslie McClinton, Wm. Carey vs Spring Hill, Jan 29, 1990
- 8, Dennis Powell, UM vs Xavier, Jan 21, 1993
- Most Blocked Shots** - 6, Leslie McClinton, Wm. Carey vs SUNO, Jan 20, 1990
- 6, Julian Moore, Wm. Carey vs Mobile, Feb 16, 1987
- 6, Steven Hawthorne, Wm. Carey vs Sp. Hill, Feb 17, 1994

**TEAM SINGLE GAME**

- Most Points Scored** - 132, Wm. Carey vs SUNO, Feb 23, 1989
- 132, Belhaven vs SUNO, Feb 16, 1991
- Fewest Points Scored** - 31, Tougaloo vs Mobile, Jan 21, 1993
- Most Field Goals Attempted** - 94, Wm. Carey vs Spring Hill, Feb 27, 1984
- Most Field Goals Made** - 49, Wm. Carey vs Xavier, Feb 17, 1990
- Most Free Throws Attempted** - 49, Xavier vs SUNO, Feb 28, 1987
- Most Free Throws Made** - 40, Xavier vs Suno, Feb 28, 1987
- 40, UM vs SUNO, Feb 18, 1991
- Most Three Point FG Attempted** - 31, La. Col. vs Belhaven, Feb 25, 1991
- 31, Wm. Carey vs Sp. Hill, Feb 17, 1994
- Most Three Point FG Made** - 14, La. Col. vs Belhaven, Feb 25, 1991
- 14, SUNO vs Belhaven, Feb 16, 1991
- Most Rebounds** - 69, Wm. Carey vs Xavier, Feb 17, 1990
- Most Assists** - 38, Wm. Carey vs SUNO, Feb 23, 1989
- Most Points, Losing Game** - 123, SUNO vs Belhaven, Feb 16, 1991
- Fewest Points, Winning Game** - 51, Dillard vs Belhaven, Jan 26, 1984
- Most Points, Both Teams** - 255, Belhaven vs SUNO, Feb 16, 1991
- Fewest Points, Both Teams** - 97, Belhaven vs Xavier, Jan 21, 1982
- Highest Field Goal %** - 70.0%, Spring Hill vs SUNO, Jan 11, 1993
- Lowest Field Goal %** - 32.7%, Mobile vs Wm. Carey, Jan 18, 1994
- Highest FG % Both Teams** - 59.7%, Wm. Carey vs Belhaven, Jan 22, 1983
- Lowest FG % Both Teams** - 33.3%, Wm. Carey vs Mobile, Jan 18, 1994





**MEN'S**


**1994-95 ALL-CONFERENCE BASKETBALL TEAM**

<u>NAME</u>	<u>SCHOOL</u>	<u>POS</u>	<u>CLASS</u>	<u>HGT</u>
Karriem Reed	SUNO	F	Jr.	6'4"
Ralph Malone	Tougaloo	G	Jr.	6'1"
Larry Bland	Tougaloo	F	Jr.	6'4"
Columbus Bentley	Tougaloo	F	Jr.	6'3"
Chad Applin	Mobile	F	Sr.	6'4"
Adam Thomas	Mobile	F	Sr.	6'6"
Bobby Parker	Spring Hill	G	Sr.	6'3"
Eric Lovett	Spring Hill	G	So.	6'4"
Jerald Nunley	William Carey	G	Sr.	6'4"
Dexter Pugh	William Carey	G	Fr.	5'6"
Oji Eggleston	Xavier	G	Sr.	5'8"
Terrance King	La. College	F	Jr.	6'5"
Michael Pullum	Dillard	F	Jr.	6'7"

**PLAYER OF THE YEAR:** Karriem Reed ..... SUNO

**NEWCOMER OF THE YEAR:** Karriem Reed ..... SUNO

**COACH OF THE YEAR:** Earl Hill ..... SUNO



**WOMEN' S**

**1994-95 ALL-CONFERENCE BASKETBALL TEAM**

<u>NAME</u>	<u>SCHOOL</u>	<u>POS</u>	<u>CLASS</u>	<u>HGT</u>
Latisha Small	La. College	G	Sr.	5' 7"
Kandace Bradley	La. College	C	Jr.	5' 11"
Antasha Jones	Xavier	G	Sr.	5' 8"
Nicole Stovall	Xavier	F	Jr.	5' 10"
Amy Glasgow	Belhaven	F	Sr.	5' 10"
Mary Camacho	William Carey	F	Jr.	6' 0"
Tina Armstrong	William Carey	F	So.	5' 10"
Donmeka Martin	Spring Hill	C	Fr.	6' 1"
Alison Kahn	Spring Hill	F	So.	5' 11"
Yolanda Brundidge	Mobile	G	Sr.	5' 6"
Bernadette Powe	Mobile	F	So.	5' 10"
Latoya Johnson	Dillard	G	Fr.	5' 6"
Tanya Houseton	Dillard	F	Jr.	6' 1"
Felicia Stark	SUNO	C	So.	6' 1"

**PLAYER OF THE YEAR:** Mary Camacho ..... William Carey

**NEWCOMER OF THE YEAR:** Mary Camacho ..... William Carey

**COACH OF THE YEAR:** Curt Berger ..... Mobile



1994-95 WOMEN'S BASKETBALL TEAM STATISTICS

GCAC STANDINGS

<u>TEAM</u>	<u>DIST. W-L</u>	<u>.PCT</u>	<u>OVERALL</u>	<u>.PCT</u>
1. Xavier University	14 - 2	.875	25 - 5	.833
2. University of Mobile	13 - 3	.813	24 - 8	.750
3. Louisiana College	12 - 4	.750	15 -13	.536
4. Spring Hill College	9 - 7	.563	18 -15	.545
5. William Carey College	9 - 7	.563	16 -16	.500
6. SUNO	5 -11	.313	12 -17	.414
7. Dillard University	5 -11	.313	9 -21	.300
8. Belhaven College	4 -12	.250	10 -20	.333
9. Tougaloo College	1 -15	.063	8 -22	.267

TEAM SCORING

<u>TEAM</u>	<u>OFF.</u>	<u>DEF.</u>	<u>MARGIN</u>
Xavier	74.0	56.0	+18.0
Mobile	69.1	55.9	+13.2
Spring Hill	71.4	69.0	+ 2.4
La. College	68.1	69.4	- 1.3
SUNO	67.8	69.7	- 1.9
Wm. Carey	68.5	71.9	- 3.4
Belhaven	58.6	65.2	- 6.6
Tougaloo	73.2	86.1	-12.9
Dillard	60.9	74.0	-13.1

TEAM REBOUNDING

<u>TEAM</u>	<u>AVG.</u>	<u>OPP.</u>	<u>MARGIN</u>
Dillard	43.0	38.7	+ 4.3
SUNO	40.8	36.8	+ 4.0
Xavier	41.9	38.4	+ 3.5
Wm. Carey	42.7	40.1	+ 2.6
Mobile	37.9	36.3	+ 1.6
Spring Hill	37.2	36.1	+ 1.1
La. College	41.5	44.6	- 3.1
Belhaven	28.3	32.5	- 4.2
Tougaloo	39.0	56.7	-17.7

TOTAL FIELD GOAL SHOOTING

<u>TEAM</u>	<u>3-PT FGM-FGA</u>	<u>TOTAL FGM-FGA</u>	<u>.PCT</u>
Belhaven	99-303	778-1643	47.4
Spring Hill	96-346	825-1872	44.1
La. College	49-176	754-1768	42.6
Xavier	76-300	860-2024	42.5
Mobile	90-260	863-2032	42.5
SUNO	90-316	724-1747	41.4
Wm. Carey	101-358	781-1892	41.3
Tougaloo	114-374	669-1828	36.6
Dillard	53-244	626-1750	35.8

FREE THROW SHOOTING

<u>TEAM</u>	<u>FTM-FTA</u>	<u>.PCT</u>
Spring Hill	540-829	65.1
Xavier	425-660	64.4
La. College	349-553	63.1
Wm. Carey	391-636	61.5
Belhaven	310-523	59.3
Tougaloo	280-484	57.9
Dillard	338-585	57.8
Mobile	398-704	56.5
SUNO	295-534	55.2

1994-95 WOMEN'S BASKETBALL INDIVIDUAL STATISTICS

SCORING

<u>NAME</u>	<u>SCHOOL</u>	<u>GA</u>	<u>2FG-3FG-FT</u>	<u>AVG.</u>
M. Camacho	WC	29	231- 0-164	21.6
L. Small	LC	18	102-19- 72	18.5
T. Armstrong	WC	30	227- 0- 77	17.7
A. Jones	XU	30	149-18-149	16.7
D. Martin	SH	32	191- 0-132	16.1
A. Glasgow	BC	30	170- 2-130	15.9
K. Bradley	LC	28	159-22- 52	15.6
N. Jones	LC	24	148- 0- 60	14.8
N. Stovall	XU	29	165- 5- 82	14.7
L. Johnson	DU	27	132-14- 89	14.6
A. Kahn	SH	32	175- 0-102	14.1
S. Horne	BC	28	140- 0-113	14.0
T. Christmas	TC	21	113- 0- 66	13.9
C. Davis	XU	23	131- 0- 48	13.5
T. Houseton	DU	27	133- 0- 93	13.3
E. Derrick	SH	32	132-10-113	12.7
S. Brown	TC	23	119- 4- 31	12.2
F. Starks	SU	24	112- 0- 40	11.0
K. Drummond	WC	30	63-57- 29	10.9

REBOUNDING

<u>NAME</u>	<u>SCHOOL</u>	<u>GA</u>	<u>REB</u>	<u>AVG</u>
M. Camacho	WC	29	374	12.9
T. Christmas	TC	21	265	12.6
T. Houseton	DU	27	301	11.1
D. Martin	SH	32	350	10.9
C. Rochon	DU	27	282	10.4
C. Davis	XU	23	221	9.6
T. Armstrong	WC	30	286	9.5
N. Jones	LC	24	210	8.8
S. Snaer	SU	20	168	8.4
A. Spain	XU	29	204	7.0
S. Brown	TC	23	158	6.9
A. Kahn	SH	32	207	6.5
D. Crockett	SU	27	174	6.4
A. Jones	XU	30	187	6.2
B. Powe	UM	32	197	6.2
K. Bradley	LC	28	169	6.0
N. Stovall	XU	29	171	5.9
L. McSaha	LC	28	164	5.9

FREE THROW SHOOTING

<u>NAME</u>	<u>SCHOOL</u>	<u>GA</u>	<u>FTM-FTA</u>	<u>.PCT</u>
E. Derrick	SH	32	113-141	80.1
L. Small	LC	18	72-92	78.3
A. Jones	XU	30	149-204	73.0
A. Glasgow	BC	30	130-187	69.5
A. Kahn	SH	32	102-150	68.0
N. Stovall	XU	29	82-131	62.6
S. Horne	BC	28	113-181	62.4

THREE POINT FIELD GOAL SHOOTING

<u>NAME</u>	<u>SCHOOL</u>	<u>GA</u>	<u>FGM-FGA</u>	<u>.PCT</u>
S. Cowan	TC	18	28-68	41.2
M. Ferguson	UM	32	62-151	41.1
M. Elkins	SH	32	32-86	37.2
C. Sullivan	SU	20	23-70	32.9
L. Small	LC	18	19-62	30.6
K. Drummond	WC	30	57-198	28.8

TOTAL FIELD GOAL SHOOTING

<u>NAME</u>	<u>SCHOOL</u>	<u>GA</u>	<u>FGM-FGA</u>	<u>.PCT</u>
A. Kahn	SH	32	175-277	63.2
M. Camacho	WC	29	231-410	56.3
C. Davis	XU	23	131-242	54.1
N. Jones	LC	24	148-284	52.1
S. Horne	BC	28	140-270	51.9
A. Glasgow	BC	30	172-333	51.7
N. Stovall	XU	29	170-339	50.1
D. Martin	SH	32	191-405	47.2
T. Armstrong	WC	30	227-531	42.7
A. Jones	XU	30	167-398	42.0

ASSISTS

<u>NAME</u>	<u>SCHOOL</u>	<u>GA</u>	<u>AST</u>	<u>AVG</u>
L. Small	LC	18	146	8.1
Y. Brundidge	UM	32	175	5.5
V. Wells	XU	28	140	5.0
L. Dugas	BC	29	137	4.7
A. Brooks	TC	24	107	4.5
D. Kerne	SH	32	139	4.3
L. Johnson	DU	27	109	4.0
A. Jones	XU	30	104	3.5

CCAC WOMEN'S BASKETBALL SEASON RECORDS  
(Through 1994-95 Season)

Team Scoring, Seas. Avg., Off. La. College, 1985-86, 86.7	Individual Scoring, Seas., Total Points Jones, Ta., Wm. Carey, 1992-93, 923
Team Scoring, Seas. Avg. Def. La. College, 1982-83, 57.0	Individual Scoring, Seas., Game Avg. McCullow, Wm. Carey, 1986-87, 32.1
Team Scoring, Seas. Avg., Margin Dillard, 1983-84, +22.1 Xavier, 1993-94, +22.1	FG Shooting, Total Made, Seas. Jones, Ta. Wm. Carey, 1992-93, 373
Team FGM, Seas. La. College, 1985-86, 1181	FG Shooting, Seas., Pct. Beasley, Wm. Carey, 1982-83, .642 (217/338)
Team FG Pct., Seas. Wm. Carey, 1986-87 .527 (895-1697)	FT Shooting, Total Made, Seas. Joseph, La. College, 1985-86, 192
Team FTM, Seas. Spring Hill, 1994-95, 540	FT Shooting, Seas., Pct. Quinn, Wm. Carey, 1983-84, .869 (80/92)
Team FT Pct., Seas. La. College, 1988-89, .762 (502/659)	Individual Reb., Seas., Total Franklin, Dillard, 1984-85, 446
Team Reb., Seas. Avg., Off. Dillard, 1983-84, 45.4	Individual Reb., Seas., Game Avg. Franklin, Dillard, 1984-85, 17.2
Team Reb., Seas. Avg., Def. Belhaven, 1982-83, 50.0	Assists, Total, Seas. Joseph, La. College, 1985-86, 283
Team Reb., Seas. Avg., Margin Dillard, 1983-84, +14.5	Assists, Seas., Game Avg. Young, Wm. Carey, 1986-87, 10.1
Team Three Point FG, Total Seas. Dillard, 1987-88, 118	Three Point FG, Seas., Total Johnson, La. College, 1987-88, 84
Team Three Point FG, Seas. Pct. Belhaven, 1988-89, .449	Three Point FG, Seas. Pct. Barnes, Belhaven, 1988-89, .562 (54-96)
Most Wins, Team, Seas. La. College, 1985-86, 31	Team Record, Best Pct. La. College, 1985-86, .912 (31-3)



**GCAC WOMEN'S BASKETBALL INDIVIDUAL GAME RECORDS**  
(Through 1994-95 Season)

**INDIVIDUAL SINGLE GAME**

<b>Most Points Scored</b>	- 50, Demetria Lang, Xavier vs SUNO, Feb 10, 1987
<b>Most Field Goals Attempted</b>	- 30, Demetria Lang, Xavier vs SUNO, Feb 10, 1987
<b>Most Field Goals Made</b>	- 22, Demetria Lang, Xavier vs SUNO, Feb 10, 1987
<b>Most Free Throws Attempted</b>	- 20, Tammie Beasley, Wm. Carey vs Dillard, Feb 13, 1984
<b>Most Free Throws Made</b>	- 16, Debbie Watts, La. Col. vs Mobile Col., Jan 28, 1989
<b>Most Three Point FG Attempted</b>	- 13, Debra Johnson, La. Col. vs Tougaloo, Feb 22, 1988
<b>Most Three Point FG Made</b>	- 7, Debra Johnson, La. Col. vs Tougaloo, Feb 1, 1988
<b>Most Rebounds</b>	- 22, Demetria Lang, Xavier vs Spring Hill, Feb 16, 1987
<b>Most Assists</b>	- 18, Angel Young, Wm. Carey vs SUNO, Jan 22, 1987
<b>Most Steals</b>	- 10, Shantia Lockett, Wm. Carey vs Tougaloo, Feb 8, 1993
<b>Most Blocked Shots</b>	-

**TEAM SINGLE GAME**

<b>Most Points Scored</b>	- 118, Mobile vs Tougaloo, Feb 6, 1993
<b>Fewest Points Scored</b>	- 31, Tougaloo vs. Mobile, Jan 21, 1993
<b>Most Field Goals Attempted</b>	- 101, Xavier vs Tougaloo, Feb 1, 1993
<b>Most Field Goals Made</b>	- 50, Wm. Carey vs Tougaloo, Feb 8, 1993
<b>Most Free Throws Attempted</b>	- 47, Mobile College vs. Spring Hill, Feb 1, 1992
<b>Most Free Throws Made</b>	- 33, SUNO vs Mobile College, Jan 27, 1989
<b>Most Three Point FG Attempted</b>	- 21, Wm. Carey vs La. College, Feb 13, 1993
<b>Most Three Point FG Made</b>	- 10, Wm. Carey vs Tougaloo, Feb 8, 1993
<b>Most Rebounds</b>	- 74, Xavier vs Tougaloo, Feb 1, 1993
<b>Most Assists</b>	- 39, Wm. Carey vs Tougaloo, Feb 8, 1993
<b>Most Points, Losing Game</b>	- 98, La. College vs SUNO, Feb 13, 1989
<b>Fewest Points, Winning Game</b>	- 50, Spring Hill vs Belhaven, Dec 8, 1982
<b>Most Points, Both Teams</b>	- 206, SUNO vs La. College, Feb 13, 1989
<b>Fewest Points, Both Teams</b>	- 94, Spring Hill vs Belhaven, Dec 8, 1982 Xavier vs Belhaven, Feb 18, 1984
<b>Highest Field Goal %</b>	- 75.0, Wm. Carey vs Dillard, Feb 7, 1987
<b>Lowest Field Goal %</b>	- 18.4, Tougaloo vs. Mobile College, Feb 8, 1992
<b>Highest FG %, Both Teams</b>	- 60.0, Wm. Carey vs Dillard, Feb 7, 1987
<b>Lowest FG %, Both Teams</b>	- 33.3, La. College vs Wm. Carey, Feb 24, 1990

Tuesday, November 14  
Loyola at Spring Hill

Saturday, December 9  
Loyola at Wm. Carey

Thursday, January 11  
Wm. Carey at Xavier  
SUND at Belhaven  
Dillard at Loyola

Friday, January 12  
La. College at Spring Hill  
Tougaloo at Mobile

Saturday, January 13  
La. College at Mobile  
Tougaloo at Spring Hill  
SUND at Wm. Carey  
Belhaven at Dillard  
Loyola at Xavier

Thursday, January 18  
SUND at La. College  
Dillard at Tougaloo  
Spring Hill at Xavier  
Mobile at Belhaven  
Wm. Carey at Loyola

Saturday, January 20  
Spring Hill at Belhaven  
Xavier at SUND  
Mobile at Dillard  
Wm. Carey at Tougaloo  
La. College at Loyola

Tentative Tournament Dates:

Women: February 26, 28, March 2

Men: February 29-March 2

Monday, January 22  
Xavier at Mobile  
Dillard at La. College  
Spring Hill at SUND  
Wm. Carey at Belhaven  
Loyola at Tougaloo

Thursday, January 25  
La. College at Xavier  
Mobile at SUND  
Belhaven at Tougaloo  
Dillard at Wm. Carey  
Spring Hill at Loyola

Saturday, January 27  
Tougaloo at SUND  
Xavier at Dillard  
Mobile at Spring Hill  
La. College at Wm. Carey  
Loyola at Belhaven

Monday, January 29  
Belhaven at La. College  
Xavier at Tougaloo  
Wm. Carey at Mobile  
Dillard at Spring Hill  
Loyola at SUND

Thursday, February 1  
Tougaloo at La. College  
Spring Hill at Wm. Carey  
Belhaven at Xavier  
SUND at Dillard  
Loyola at Mobile

Saturday, February 3  
Dillard at Belhaven  
Wm. Carey at SUND  
Spring Hill at Tougaloo  
Mobile at La. College  
Xavier at Loyola

Monday, February 5  
Mobile at Xavier  
SUND at Spring Hill  
La. College at Dillard  
Belhaven at Wm. Carey  
Tougaloo at Loyola

Thursday, February 8  
Xavier at La. College  
SUND at Mobile  
Tougaloo at Belhaven  
Wm. Carey at Dillard

Saturday, February 10  
Belhaven at SUND  
Xavier at Wm. Carey  
Spring Hill at La. College  
Mobile at Tougaloo  
Loyola at Dillard

Monday, February 12  
La. College at SUND  
Tougaloo at Dillard  
Xavier at Spring Hill  
Belhaven at Mobile


Thursday, February 15  
La. College at Belhaven  
Tougaloo at Xavier  
Mobile at Wm. Carey  
Spring Hill at Dillard  
SUND at Loyola

Saturday, February 17  
Belhaven at Spring Hill  
SUND at Xavier  
Dillard at Mobile  
Tougaloo at Wm. Carey  
Loyola at La. College

Monday, February 19  
Mobile at Loyola

Thursday, February 22  
La. College at Tougaloo  
Wm. Carey at Spring Hill  
Xavier at Belhaven  
Dillard at SUND

Saturday, February 24  
SUND at Tougaloo  
Dillard at Xavier  
Spring Hill at Mobile  
Wm. Carey at La. College  
Belhaven at Loyola



1996 GCAC BASEBALL SCHEDULE

SATURDAY, FEBRUARY 24

Spring Hill at LA College  
Belhaven at Wm. Carey  
Loyola at Mobile

SATURDAY, MARCH 2

LA College at Mobile  
Belhaven at Spring Hill  
Wm. Carey at Loyola

TUESDAY, MARCH 5

Mobile at Belhaven  
Spring Hill at Wm. Carey  
LA College at Loyola

SATURDAY, MARCH 9

LA College at Belhaven  
Wm. Carey at Mobile  
Spring Hill at Loyola

SATURDAY, MARCH 16

Wm. Carey at LA College  
Mobile at Spring Hill  
Loyola at Belhaven

SATURDAY, MARCH 23

LA College at Spring Hill  
Wm. Carey at Belhaven  
Mobile at Loyola

SATURDAY, MARCH 30

Mobile at LA College  
Spring Hill at Belhaven  
Loyola at Wm. Carey

SATURDAY, APRIL 13


Belhaven at Mobile  
Wm. Carey at Spring Hill  
Loyola at LA College

SATURDAY, APRIL 20

Belhaven at LA College  
Mobile at Wm. Carey  
Loyola at Spring Hill

SATURDAY, APRIL 27

LA College at Wm. Carey  
Spring Hill at Mobile  
Belhaven at Loyola





BELHAVEN COLLEGE BASEBALL STATISTICS

Not Available

LOUISIANA COLLEGE BASEBALL STATISTICS

<u>PLAYERS</u>	<u>GA</u>	<u>AB</u>	<u>R</u>	<u>H</u>	<u>PO</u>	<u>A</u>	<u>E</u>	<u>ZB</u>	<u>3B</u>	<u>HR</u>	<u>SB</u>	<u>S</u>	<u>HBP</u>	<u>BB</u>	<u>SO</u>	<u>RBI</u>	<u>BA</u>
Franks	25	63	9	15	41	34	12	1	1					9	12	2	.238
Roberson Mik	35	98	23	28	48	5	2	6		1			1	18	21	10	.286
Puckett	35	86	4	15	28	59	14	2						14	21	7	.174
Arrington	36	94	14	27	8	33	11	3		1		1	1	12	19	12	.287
Madigan	9	22	2	4	2	7	1	1						1	1	2	.182
O'Neal	33	92	12	24	212	13	8	3		1			1	10	20	13	.261
Touchet	33	80	12	23	51	0	3	1	1	1	1	1	3	9	14	11	.288
Hughes	25	52	5	8	11	15	6	1						1	8	13	.154
Roberson Mat	36	91	6	19	173	23	1	4					1	2	7	18	.209
Freeman	21	42	5	10	34	1	1	1		1			2	3	8	5	.238
Donald	25	59	7	14	30	1	0	1		2		2	3	2	7	7	.237
Bouillion	5	10	0	2	12	1								1	4	1	.200
Thompson	17	41	6	12	20	17	5	2			2			8	10	4	.293
Mitchell	13	27	3	5	4	1	0				2	1	3	0	3	3	.185
Bandy	3	5	0	1	2	2								1	1		.200
Hebert	2	3	0	0											1		.000
Breaux					1	2	4										.000
Teeter					3	5	1										.000
Fontenot					3	3	4										.000
Bareswill	2	3	0	0	1	1	0										.000
Anderson	15	34	3	8	18												.235
<b>TOTALS</b>	<b>37</b>	<b>868</b>	<b>108</b>	<b>207</b>	<b>684</b>	<b>223</b>	<b>73</b>	<b>26</b>	<b>2</b>	<b>7</b>	<b>6</b>	<b>6</b>	<b>17</b>	<b>103</b>	<b>176</b>	<b>86</b>	<b>.238</b>

LOUISIANA COLLEGE PITCHING STATISTICS

<u>PLAYERS</u>	<u>GA</u>	<u>IP</u>	<u>H</u>	<u>R</u>	<u>ER</u>	<u>HPB</u>	<u>WP</u>	<u>CB</u>	<u>BB</u>	<u>SO</u>	<u>BF</u>	<u>AVG</u>	<u>W-L</u>	<u>ERA</u>
Thompson	4	18.3	31	26	20	1	5		12	8	87	.356	0-4	9.82
Madigan	8	37.7	48	30	25	3	2	2	19	33	144	.333	1-5	5.97
Fontenot	14	85.0	71	38	18	5	5	10	21	76	327	.217	7-5	1.91
Teeter	6	28.0	27	23	22	1	2	2	18	29	112	.241	2-3	7.07
Mitchell	5	13.3	15	6	5	0			4	12	52	.288	0-0	3.37
Breaux	12	46.0	49	42	36	1	2	4	27	31	198	.247	4-4	7.04
Bareswill	10	15.0	20	11	11	1	0	0	1	7	65	.308	1-1	6.60
Smith	2	2.0							3	1	7	.000	0-0	0.00
<b>TOTALS</b>	<b>37</b>	<b>245.3</b>	<b>261</b>	<b>176</b>	<b>137</b>	<b>12</b>	<b>16</b>	<b>18</b>	<b>105</b>	<b>197</b>	<b>992</b>	<b>.263</b>	<b>15-22</b>	<b>5.03</b>







UNIVERSITY OF MOBILE BASEBALL STATISTICS

<u>PLAYERS</u>	<u>GA</u>	<u>AB</u>	<u>R</u>	<u>H</u>	<u>PO</u>	<u>A</u>	<u>E</u>	<u>ZB</u>	<u>3B</u>	<u>HR</u>	<u>SB</u>	<u>SAC</u>	<u>HBP</u>	<u>BB</u>	<u>SO</u>	<u>RBI</u>	<u>BA</u>
Kubin	2	3	0	2				0	0	0	0	0	0	1	1	4	.666
Espada	16	164	63	79	13	40	2	14	8	5	43	3	3	18	8	35	.481
Anderson	16	152	37	57	13	0	0	11	0	1	1	5	9	17	11	35	.375
Harrell	16	137	33	51	5	19	2	11	5	3	10	1	3	15	15	35	.372
Potter	16	124	31	44	17	5	0	9	6	1	2	0	1	15	16	37	.354
Hill	15	103	29	36	43	10	2	2	0	0	5	4	3	4	11	22	.349
Ortiz	12	79	4	26	3	5	0	12	0	2	1	3	2	6	9	17	.329
Romero	16	110	28	36	29	1	0	7	5	3	14	4	6	8	18	25	.327
Bowden	13	117	28	37	9	9	0	6	3	6	4	3	3	15	15	24	.316
Cook	5	59	20	18	2	2	0	4	1	2	7	2	4	3	10	14	.305
Coleman	10	71	1	21	1	3	0	6	0	0	0	5	1	5	7	13	.295
Cauley	3	7	15	2				0	0	0	4	0	56	3	2	1	.285
Whitfield	10	15	21	4				1	0	0	4	0	0	2	2	3	.266
Hass	4	20	4	5	1	2	2	0	0	0	1	0	0	0	2	1	.250
Ladnier	10	116	18	29	53	2	0	11	2	0	2	3	1	15	18	21	.250
Vazquez	8	109	26	25	7	7	2	4	2	0	1	5	0	2	9	18	.229
Lowmen	3	5	5	1				0	0	0	2	0	7	0	1	0	.200
Wentworth	2	3	0	0				0	0	0	0	0	0	0	1	0	.000
<b>TOTALS</b>	<b>17</b>	<b>1394</b>	<b>363</b>	<b>473</b>	<b>200</b>	<b>111</b>	<b>10</b>	<b>98</b>	<b>32</b>	<b>23</b>	<b>101</b>	<b>38</b>	<b>99</b>	<b>120</b>	<b>156</b>	<b>305</b>	<b>.339</b>

UNIVERSITY OF MOBILE PITCHING STATISTICS

<u>PLAYERS</u>	<u>GP</u>	<u>W-L</u>	<u>S</u>	<u>IP</u>	<u>H</u>	<u>R</u>	<u>ER</u>	<u>BB</u>	<u>SO</u>	<u>HBP</u>	<u>WP</u>	<u>HR</u>	<u>ERA</u>
Stein	4	3-0	0	40.0	19	5	4	5	19	3	0	0	1.40
Davis	13	9-3	0	5.0	64	34	25	34	65	1	3	3	2.10
Hill	4	0-0	1	55.0	4	5	3	5	9	7	0	1	2.17
Cook	14	5-0	4	81.2	19	8	8	12	22	10	2	0	2.24
Johnson	11	9-0	0	71.0	35	23	21	33	63	0	2	5	2.43
Glasscock	7	2-3	0	8.2	24	12	11	17	32	1	2	0	2.59
Crosby	4	2-0	0	34.1	15	7	5	9	6	1	0	0	2.83
Andrews	12	5-4	1	21.1	51	31	24	21	37	1	1	4	3.03
Bryars	10	3-1	2		31	21	16	17	29	0	2	3.31	
Romero	1	1-0	0		7	6	5	6	12	1	0	3.38	
<b>TOTALS</b>	<b>50</b>	<b>39-11</b>	<b>8</b>	<b>317.0</b>	<b>269</b>	<b>152</b>	<b>122</b>	<b>159</b>	<b>294</b>	<b>24</b>	<b>11</b>	<b>15</b>	<b>2.51</b>

SPRING HILL COLLEGE BASEBALL STATISTICS

<u>PLAYERS</u>	<u>AB</u>	<u>R</u>	<u>H</u>	<u>PO</u>	<u>A</u>	<u>E</u>	<u>2B</u>	<u>3B</u>	<u>HR</u>	<u>TB</u>	<u>HBP</u>	<u>BB</u>	<u>SO</u>	<u>RBI</u>	<u>SH-SF</u>	<u>SB-AS</u>	<u>BA</u>
Hilpert	160	30	61	33	65	10	11	0	1	75	0	14	12	28	3-0	3-5	.381
Randol	159	31	54	77	93	13	17	2	8	99	4	14	27	52	3-1	12-13	.340
Labue	44	5	13	52	4	3	1	0	0	14	1	5	12	11	1-2	0-0	.295
Weems	141	34	41	75	134	10	6	0	1	50	7	26	14	8	2-1	10-13	.291
Steen	7	1	2	10	2	0	0	0	0	2	0	1	3	19	0-0	0-0	.266
Brabner	46	11	13	18	13	3	1	0	0	14	1	12	17	0	2-0	6-7	.283
Thompson	128	34	35	86	2	2	6	0	5	56	3	18	38	10	4-0	22-24	.273
Grandquest	145	24	39	70	1	2	7	0	6	64	13	9	30	18	2-1	8-9	.269
Cedotal	110	18	29	83	5	2	5	4	1	45	0	12	27	34	10-1	12-13	.264
Kelly	140	17	36	110	44	8	3	0	3	48	5	11	25	9	0-1	3-3	.257
Tomasich	137	6	33	175	28	3	2	1	2	43	3	19	34	22	3-0	0-0	.241
McPherson	59	27	13	27	0	1	1	0	0	14	2	6	11	16	0-0	16-20	.220
Horton	91	10	17	240	17	8	0	0	0	17	1	5	17	8	0-0	1-1	.187
Baker	14	6	2	16	3	2	0	0	0	2	0	2	8	6	0-0	4-4	.143
Carver	0	0	0	0	0	0	0	0	0	0	0	0	0	1	0-0	0-0	.000
Koeth	0	0	0	0	2	1	0	0	0	0	0	0	0	0	0-0	0-0	.000
Norris	0	0	0	0	3	0	0	0	0	0	0	0	0	0	0-0	0-0	.000
Guina	0	0	0	4	8	0	0	0	0	0	0	0	0	0	0-0	0-0	.000
Ringwood	0	0	0	4	15	3	0	0	0	0	0	0	0	0	0-0	0-0	.000
Cummins	0	0	0	0	0	0	0	0	0	0	0	0	0	0	0-0	0-0	.000
Dewitt	2	0	0	3	3	0	0	0	0	0	0	0	0	0	0-0	0-0	.000
Keaton	0	0	0	0	0	0	0	0	0	0	0	0	0	0	0-0	0-0	.000
Rice	0	0	0	0	0	0	0	0	0	0	0	0	0	0	0-0	0-0	.000
Stokes	0	0	0	3	8	0	0	0	0	0	0	0	0	0	0-0	0-0	.000
Winland	0	0	0	0	0	0	0	0	0	0	0	0	0	0	0-0	0-0	.000
Woodriddle	2	0	0	0	3	0	0	0	0	0	0	0	0	0	0-0	0-0	.000
O'Dwyer	2	0	0	1	6	0	0	0	0	0	0	0	0	0	0-0	0-0	.000
TOTALS	1387	254	388	1087	459	71	60	7	27	543	40	154	276	234	30-7	98-113	.280

SPRING HILL COLLEGE PITCHING STATISTICS

<u>PLAYERS</u>	<u>GA</u>	<u>GS</u>	<u>CG</u>	<u>IP</u>	<u>H</u>	<u>R</u>	<u>ER</u>	<u>HBP</u>	<u>WP</u>	<u>BK</u>	<u>BB</u>	<u>SO</u>	<u>BF</u>	<u>W-L</u>	<u>AVG</u>	<u>ERA</u>
Stokes	15	14	6	74.2	74	0	21	3	3	1	24	48	320	6-4	.600	2.53
Woodriddle	9	1	1	20.2	12	0	7	2	1	1	7	5	87	1-3	.250	3.05
Guina	16	13	4	84.2	90	13	31	5	4	1	30	45	381	4-4	.444	3.30
Dewitt	17	11	5	77.0	79	54	29	4	3	0	19	25	340	5-9	.692	3.39
Norris	6	1	2	13.0	5	36	5	1	2	0	7	7	54	2-1	1.00	3.46
Keaton	10	0	0	18.0	19	56	7	0	2	1	15	13	82	0-1	1.00	3.50
Ringwood	18	7	3	67.0	64	8	27	5	0	1	22	24	290	3-5	.500	3.63
Koeth	4	3	1	13.1	9	28	8	0	5	0	16	10	61	1-1	.500	5.40
TOTALS	95	50	22	368.1	352	195	135	20	20	5	140	177	1615	28-22	.560	3.30

WILLIAM CAREY COLLEGE BASEBALL STATISTICS



<u>PLAYERS</u>	<u>GA</u>	<u>AB</u>	<u>R</u>	<u>H</u>	<u>PO</u>	<u>A</u>	<u>E</u>	<u>2B</u>	<u>3B</u>	<u>HR</u>	<u>SF</u>	<u>SB</u>	<u>S</u>	<u>HBP</u>	<u>BB</u>	<u>SO</u>	<u>RBI</u>	<u>BA</u>
Echols	61	217	46	86	104	6	3	16	3	15	1	11	0	4	23	18	42	.396
Ray	57	154	27	54	58	3	2	11	0	7	3	0	6	11	12	23	39	.361
Carter	61	201	26	68	352	38	10	15	0	6	3	1	0	10	22	33	43	.338
Shanks	61	218	48	70	32	80	17	15	0	14	3	1	0	5	17	27	44	.321
McAulay	49	137	6	39	274	29	7	5	0	5	0	0	2	7	12	21	26	.285
Devereaux	46	106	8	29	102	6	1	3	0	4	5	0	1	0	14	20	19	.274
Enis	51	187	33	50	91	144	10	3	1	0	3	10	15	2	27	16	19	.267
Eddington	35	66	15	17	43	0	3	3	0	0	1	4	2	3	5	10	4	.262
Gregg	37	79	15	20	60	0	1	4	1	2	2	1	0	1	10	26	14	.253
Myers	57	172	34	43	122	1	5	2	0	1	0	16	2	0	16	23	17	.250
Tingle	32	56	17	13	34	42	1	1	1	0	0	3	2	1	19	9	11	.232
Whitman	52	110	17	25	76	95	8	5	2	0	3	4	0	6	5	13	15	.227
Doherty	30	45	3	9	0	2	0	0	0	0	0	1	0	0	5	8	4	.300
Hughes	42	26	32	4	14	0	0	0	0	0	0	18	0	0	4	7	0	.154
Wade	1	1	0	0	1	5	1	0	0	0	0	0	0	0	0	1	0	.000
Bolar	1	0	1	0	4	9	2	0	0	0	0	0	0	0	0	0	0	.000
Buckley	1	0	0	0	0	2	0	0	0	0	0	1	0	0	0	0	0	.000
TOTALS	63	1774	331	527	1383	533	78	85	8	54	24	71	30	50	191	256	297	.297

WILLIAM CAREY COLLEGE PITCHING STATISTICS

<u>PLAYERS</u>	<u>ERA</u>	<u>GP</u>	<u>GS</u>	<u>GC</u>	<u>IP</u>	<u>H</u>	<u>R</u>	<u>ER</u>	<u>SHO</u>	<u>HR</u>	<u>HBP</u>	<u>WP</u>	<u>BB</u>	<u>SO</u>	<u>W-L</u>	<u>SA</u>
Buckley	0.00	2	0	0	2.0	4	4	0	0	0	0	0	1	1	0-0	0
Stein	0.00	3	0	0	2.1	1	0	0	0	0	1	0	0	2	0-0	0
Wade	1.71	10	0	0	21.0	16	6	4	0	1	0	1	13	11	4-1	1
Carter	1.84	17	0	0	29.1	19	9	6	0	0	2	1	11	29	4-2	7
Dumas	2.29	6	3	2	23.2	17	7	6	1	0	0	1	7	13	3-0	0
Bolar	2.50	22	0	0	43.2	35	17	12	0	2	4	1	19	34	4-1	2
Blank	2.94	15	13	4	70.1	56	25	23	3	2	2	7	32	54	7-2	0
Ainsworth	3.05	15	14	5	88.2	80	36	30	2	4	7	5	21	74	9-3	1
Gholar	3.07	14	13	3	61.2	53	33	21	2	0	4	4	38	54	5-3	0
Cox	3.15	24	0	0	14.1	16	7	5	0	1	0	0	11	13	0-0	1
Baugh	3.54	15	15	1	68.2	71	33	27	0	4	5	4	31	37	5-2	0
Seymour	4.84	7	4	0	18.2	21	11	10	0	3	2	0	10	12	1-0	0
Stringer	5.66	12	0	0	14.1	13	11	9	0	1	2	2	12	15	2-2	1
Ellis	9.00	4	0	0	3.0	4	4	3	0	0	3	0	4	1	0-0	0
Lewis	9.00	1	0	0	1.0	4	1	1	0	0	0	0	0	1	0-0	0
TOTALS	3.07	61	61	17	461.0	410	204	157	13	18	32	26	210	351	47-16	14

GCAC BASEBALL CONFERENCE RECORDS

<u>Team Batting Avg.</u> Spring Hill, 1992, .336 Mobile, 1994, .343 Reg. Season + Tournament, .336	<u>Most Triples, Ind.</u> Hopkins, Mobile, 1993, 7
<u>Most Runs, Team Game Avg.</u> Wm. Carey, 1987, 7.85	<u>Most HR, Ind.</u> Shepherd, Wm. Carey, 1989, 17
<u>Most Hits, Team Total, Seas.</u> Wm. Carey, 1982, 518	<u>Most RBI, Ind.</u> Williams, Wm. Carey, 1986, 75
<u>Most Runs, Team Total, Seas.</u> Wm. Carey, 1987, 369	<u>Most SB, Ind.</u> Dumas, Wm. Carey, 1991, 52
<u>Most Doubles, (Game)</u> Estopinal, Sp. Hill, 1988, 4*	<u>Most SB, (Game)</u> Estopinal, Sp. Hill, 1987, 7*
<u>Most Doubles, Ind.</u> Kilichowski, Belhaven, 1990, 18	<u>Most Wins, Ind.</u> Calhoun, Belhaven, 1991, 14
<u>Team Pitching, ERA</u> Spring Hill, 1992, 2.19	<u>Complete Games</u> Chiasson, Sp. Hill, 1990, 15*
<u>Team Fielding Pct., Seas.</u> Spring Hill, 1993, .976	<u>Innings Pitched</u> Stein, Sp. Hill, 1994, 119.1
<u>Individual Batting Avg.</u> Grimes, Spring Hill, 1992, .482	<u>Strikeouts</u> Stein, Sp. Hill, 1994, 128
<u>Most Hits, Ind.</u> Kilichowski, Belhaven, 1990, 77	<u>Saves</u> Cazeaux, Wm. Carey, 1984, 11
<u>Most HR, Team Tot, Seas.</u> Wm. Carey, 1987, 78	<u>Best ERA, Ind.</u> Stein, Sp. Hill, 1993, 1.41
<u>Most Wins, Team</u> Wm. Carey, 1982, 41	<u>Team Record, Best Pct.</u> Wm. Carey, 1982, .774 (41-12)
<u>Hit By Pitches</u> Season - Clark, Belhaven, 1991, 17* Career - Calhoun, Belhaven, 1990-92, 34*	

\*National Record

**GCAC BASEBALL STANDINGS**  
(As of May 8, 1994)

<u>TEAM</u>	<u>CONFERENCE</u>		<u>.PCT</u>	<u>OVERALL</u>		<u>.PCT</u>
	<u>W</u>	<u>- L</u>		<u>W</u>	<u>- L</u>	
William Carey	11	- 5	.688	41-13		.759
Mobile	10	- 6	.625	39-11		.780
Spring Hill	9	- 7	.563	27-20		.574
Belhaven	6	-10	.375	22-21		.512
La. College	4	-12	.250	15-22		.405

INDIVIDUAL BATTING (Minimum 2 AB per team outing)

<u>PLAYER</u>	<u>TEAM</u>	<u>GA</u>	<u>AB</u>	<u>R</u>	<u>H</u>	<u>2B</u>	<u>3B</u>	<u>HR</u>	<u>RBI</u>	<u>AVER</u>
Espada	UM	48	164	63	79	14	8	5	35	.482
Echols	WC	52	176	40	70	13	1	13	34	.398
Cardona	BC	41	148	40	57	3	3	3	26	.385
Anderson	UM	50	152	37	57	11	0	1	35	.375
Harrell	UM	48	137	33	51	11	5	3	35	.372
Hilpert	SH	47	148	26	55	9	0	1	24	.372
Potter	UM	45	124	31	44	9	6	1	37	.355
Hill	UM	45	103	29	36	2	0	0	22	.350
Carter	WC	52	168	21	56	11	0	6	37	.333
Randol	SH	47	148	27	49	14	2	5	43	.301

HITS

Espada	UM	79
Echols	WC	70

STOLEN BASES

Espada	UM	43
Cardona	BC	23
Thompson	SH	22

HOMERUNS

Echols	WC	13
Shanks	WC	8

RUNS BATTED IN

Randol	SH	43
Potter	UM	37
Carter	WC	37

TEAM BATTING

<u>TEAM</u>	<u>GA</u>	<u>AB</u>	<u>R</u>	<u>H</u>	<u>2B</u>	<u>3B</u>	<u>HR</u>	<u>RBI</u>	<u>AVER</u>	<u>RUNS/GA</u>
Mobile	50	1394	363	473	98	32	23	305	.339	7.3
William Carey	54	1445	264	424	70	4	40	234	.293	4.9
Belhaven	41	1183	258	346	48	13	13	223	.292	6.3
Spring Hill	47	1287	239	365	54	7	24	219	.284	5.1
La. College	37	868	108	207	26	2	7	86	.238	2.9

## GCAC BASEBALL STANDINGS (Continued)

TEAM PITCHING

<u>TEAM</u>	<u>GA</u>	<u>W-L</u>	<u>IP</u>	<u>H</u>	<u>R</u>	<u>ER</u>	<u>BB</u>	<u>SO</u>	<u>ERA</u>
William Carey	54	41-13	379.0	311	149	105	169	293	2.49
Mobile	50	39-11	339.3	269	152	122	159	294	3.24
Spring Hill	47	27-20	341.0	324	185	125	132	161	3.30
Belhaven	41	22-21	295.0	283	184	123	135	189	3.75
La. College	27	15-22	245.3	261	176	137	105	197	5.03

INDIVIDUAL PITCHING

<u>PLAYER</u>	<u>TEAM</u>	<u>GA</u>	<u>W-L</u>	<u>IP</u>	<u>H</u>	<u>R</u>	<u>ER</u>	<u>BB</u>	<u>SO</u>	<u>ERA</u>
Blank	WC	12	7-1	58.0	40	14	12	26	48	1.86
Fontenot	LC	14	7-5	85.0	71	38	18	21	76	1.91
Gholar	WC	12	5-3	54.3	41	25	14	32	47	2.32
Stokes	SH	14	6-4	68.7	67	34	20	21	40	2.62
Davis	UM	13	9-3	83.0	64	34	25	34	65	2.71
Reimer	BC	8	5-3	54.3	43	20	17	14	39	2.82
Baugh	WC	12	5-2	59.0	58	25	19	26	28	2.90
Dewitt	SH	16	9-4	72.3	72	39	24	19	24	2.99
Ainsworth	WC	13	7-3	72.7	63	30	25	17	67	3.09
Johnson	UM	11	9-0	60.3	35	23	21	33	63	3.13
Duijn	BC	13	3-7	64.0	51	46	24	45	64	3.38

WINS

Johnson	.....	UM	..	9
Davis	.....	UM	..	9
Dewitt	.....	SH	..	9

SAVES

Carter	.....	WC	..	6
Cook	.....	UM	..	4

INNINGS PITCHED

Fontenot	....	LC	..	85.0
Davis	....	UM	..	83.0
Quina	....	SH	..	76.3

STRIKEOUTS

Fontenot	.....	LC	..	76
Ainsworth	.....	WC	..	67
Davis	.....	UM	..	65
Duijn	.....	BC	..	64

1995 ALL-CONFERENCE BASEBALL TEAMINFIELD

Joe Espada ..... Mobile  
 Ruben Cordona ..... Mobile  
 Mike Harrel ..... Mobile  
 Dave Weems ..... Spring Hill  
 Timothy Hilpert ..... Spring Hill

OUTFIELD

Mandell Echols ..... William Carey  
 Jimmy Potter ..... Mobile  
 Mark Thompson ..... Spring Hill  
 Matt Randol ..... Spring Hill

PITCHERS

Zane Johnson ..... Mobile  
 Chris Ainsworth ..... William Carey  
 Lester Fontenot ..... Louisiana College

CATCHERS


John McAulay ..... William Carey  
 Oscar Tomasich ..... Spring Hill

DESIGNATED HITTER


Clint Anderson.....Mobile

PLAYER OF THE YEAR:  
 COACH OF THE YEAR:

Joe Espada ..... Mobile  
 Bobby Halford ..... William Carey

1994 GCAC ALL-CONFERENCE SOCCER

Kevin DeLange, K ..... Mobile  
 Kirk Trotman, D ..... Mobile  
 Kevin Deneraz, D ..... Mobile  
 Miguel Eligon, D ..... Belhaven  
 Richard Williams, D ..... Belhaven  
 Chris Laird, D ..... Belhaven  
 Marco Mthembu, D ..... William Carey  
 Todd Eason, D ..... William Carey  
 Milton Griffiths, M ..... William Carey  
 Solomon Kidane, M ..... William Carey  
 Sheldon Bennett, M ..... Belhaven  
 Mickey Trotman, F ..... Mobile



1995 TENNIS HONORSWOMEN'S SINGLES

No. 1	Isabela Listowska	Mobile
No. 2	Martine Van Der Bijl	Mobile
No. 3	Marina Nyman	Mobile
No. 4	Sandra Groschwitz	Mobile
No. 5	Cassandra Mavin	Mobile
No. 6	Marcia Paganini	Mobile

MEN'S SINGLES

No. 1	Fernando Ibarrola	Mobile
No. 2	Rickard Strom	Mobile
No. 3	Jacques Theron	Mobile
No. 4	Michael McMahon	Mobile
No. 5	Julien Chauvin	Mobile
No. 6	Jonathan Downes	Wm. Carey

WOMEN'S DOUBLES

No. 1	Isabela Listowska Sandra Groschwitz	Mobile
No. 2	Cassandra Mavin Marina Nyman	Mobile
No. 3	Martine Van Der Bijl Ingrid Van Gelder	Mobile

MEN'S DOUBLES

No. 1	Rickard Strom Jacques Theron	Mobile
No. 2	Julien Chauvin Tim Smith	Mobile
No. 3	Fernando Ibarrola Lasse Koskinen	Mobile

TENNIS COACH OF THE YEAR (Men and Women) ..... JIM MOORTGAT

1994-95 ALL-CONFERENCE CROSS COUNTRYMen

Keith Melanson	(Mobile)
Mark Stewart	(Mobile)
James Madison	(Mobile)
Gus Ibarra	(Mobile)
Greg Kennedy	(Xavier)
Sam Smith	(Mobile)
Marlon Smith	(Mobile)
Kacey Crosby	(Tougaloo)
Darrin Browder	(SUNO)
Paul Scott	(Tougaloo)

Women

Ivana Skladana	(Mobile)
Elaine Derrick	(Sp. Hill)
Christine Smith	(SUNO)
Nicole Lukash	(Mobile)
Maranda Holmes	(Tougaloo)
Athena Lopez	(Mobile)
Wysome Cole	(SUNO)
Ashley Rosenthal	(LC)
Shanna Jones	(Tougaloo)
Vanetta Rolle	(SUNO)



1995 ALL-CONFERENCE GOLF HONORS

TEAM CHAMPION: SPRING HILL COLLEGE

ALL CONFERENCE:

Ted Moloney	Spring Hill College
Keith Hoard	Spring Hill College
Ewan Watson	University of Mobile
Tim Butler	University of Mobile
John McLellan	Spring Hill College

COACH OF THE YEAR: Mark Friede Spring Hill College





## GCAC CHAMPIONS 1981-1995

Men's Basketball:

Xavier University	1981-82
Xavier University	1982-83
William Carey College	1983-84
William Carey College	1984-85
Xavier University	1985-86
William Carey College	1986-87
University of Mobile	1987-88
University of Mobile	1988-89
William Carey College	1989-90
Louisiana College	1990-91
William Carey	1991-92
Spring Hill	1992-93
Spring Hill	1993-94
Southern University, NO	1994-95

Baseball:

William Carey College	1982
William Carey College*	1983
Spring Hill College*	1983
William Carey College	1984
Spring Hill College	1985
William Carey College	1986
Louisiana College	1987
William Carey College	1988
William Carey College	1989
William Carey College	1990
William Carey College	1991
William Carey College	1992
William Carey College	1993
Belhaven College	1994
William Carey College	1995

Men's Cross Country:

Tougaloo College	1986
Tougaloo College	1987
Southern University, NO	1988
Southern University, NO	1989
University of Mobile	1990
University of Mobile	1991
University of Mobile	1992
University of Mobile	1993
University of Mobile	1995

Men's Soccer:

Belhaven College	1994
------------------	------

- \* Denotes Co-Champions  
\*\* Denotes Tri-Champions

Women's Basketball:

Belhaven College	1981-82
Dillard University**	1982-83
William Carey College**	1982-83
Xavier University**	1982-83
Dillard University	1983-84
Louisiana College	1984-85
Louisiana College	1985-86
Dillard University*	1986-87
Xavier University*	1986-87
William Carey College	1987-88
Louisiana College	1988-89
Louisiana College	1989-90
University of Mobile	1990-91
William Carey College	1991-92
William Carey College	1992-93
Xavier University	1993-94
Xavier University	1994-95

Men's Tennis

Belhaven College	1982
Belhaven College	1985
Belhaven College	1986
Belhaven College	1987
Belhaven College	1988
Belhaven College	1989
Belhaven College	1990
Belhaven College	1991
University of Mobile	1992
University of Mobile	1993
University of Mobile	1994
University of Mobile	1995

Women's Cross Country

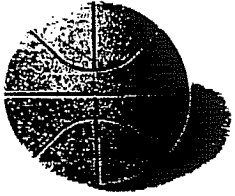
Southern University, NO	1986
Louisiana College	1987
Southern University, NO	1988
Southern University, NO	1989
Southern University, NO	1990
University of Mobile	1991
Spring Hill	1992
University of Mobile	1993
University of Mobile	1995

Women's Tennis

University of Mobile	1995
----------------------	------

Softball

University of Mobile	1996
----------------------	------



University of ~~William Carey College~~ 1996

**SCHOOLS COMPETING (NAIA RECOGNIZED SPORTS)**

**Men's and Women's Basketball:**

Belhaven College  
Dillard University  
Louisiana College  
Loyola University  
University of Mobile  
Southern University/NO  
Spring Hill College  
Tougaloo College  
William Carey College  
Xavier University

**Men's Soccer:**

Belhaven College  
Loyola University  
University of Mobile  
Spring Hill College  
William Carey College

**Women's Soccer:**

Loyola University  
University of Mobile  
Spring Hill College  
William Carey College

**Men's and Women's Cross Country:**

Belhaven College  
Dillard University  
Louisiana College  
Loyola University  
University of Mobile  
Southern University/NO  
Spring Hill College  
Tougaloo College  
Xavier University

**Men's and Women's Track:** (Outdoor & Indoor)  
University of Mobile  
Southern University/NO

Loyola University

**Baseball:**

Belhaven College  
Louisiana College  
Loyola University  
University of Mobile  
Spring Hill College  
William Carey College

**Softball:**

Belhaven College  
University of Mobile  
Tougaloo College

**Men's Tennis:**

Belhaven College  
Dillard University  
Loyola University  
University of Mobile  
Spring Hill College  
William Carey College  
Xavier University

**Women's Tennis:**


Belhaven College  
Dillard University  
Louisiana College  
Loyola University  
University of Mobile  
Spring Hill College  
William Carey College  
Xavier University

**Golf:**

Belhaven College  
Loyola University  
University of Mobile  
Spring Hill College

**Volleyball:**

Loyola University



SCAC HONOR ROLL

1994-1995

BELHAVEN COLLEGE


Arnold, Jonathan	(Soccer	- Men)	Glasgow, Amy	(Basketball	- Women)
Bellamy, Brain	(Basketball	- Men)	Holland, Amy	(Cross Country	- Women)
Bennet, Sheldon	(Soccer	- Men)	Husband, Paul	(Baseball	- Men)
Bezaire, Joel	(Baseball	- Men)	McElroy, Sandy	(Tennis	- Women)
Brien, Andy	(Golf	- Men)	Petrignani, Phillip	(Tennis	- Men)
Cayilri, Isil	(Tennis	- Women)	Romney, Glenn	(Baseball	- Men)
Daughtry, Kevin	(Golf	- Men)	Rymes, Kartessa	(Basketball	- Women)
DeHuff, Brian	(Tennis	- Men)	Shaded, Damarisa	(Basketball	- Women)
DenDuijn, Jeroen	(Baseball	- Men)	Smith, Jason	(Tennis	- Men)
Dinsmore, James	(Soccer	- Men)	Smith, Shaun	(Tennis	- Men)
Dismuke, Trent	(Basketball	- Men)	Spearman, Heidi	(Softball	- Women)
Dotson, Melinda	(Tennis	- Women)	Tircuit, Nathan	(Basketball	- Men)
Duncan, Brent	(Baseball	- Men)	Trotter, Winston	(Basketball	- Men)
Efferson, Maggie	(Basketball	- Women)	Varadi, Sandor	(Cross Country	- Women)
Estrada, Alfredo	(Soccer	- Men)	Ward, William	(Soccer	- Men)
			Wilbourne, Rebekah	(Cross Country	- Women)

UNIVERSITY OF MOBILE

Benjamin, Glenn	(Soccer	- Men)	Simms, Vanessa	(Soccer	- Women)
Chalmers, Lee	(Soccer	- Men)	Skladana, Ivana	(Cross Country	- Women)
Davidson, Nigel	(Soccer	- Men)	Tabbat, Laurie	(Cross Country	- Women)
Lewis, Therese	(Soccer	- Women)	Teneva, Irina	(Soccer	- Women)
Madison, James	(Cross Country	- Men)	Vassilev, Dencho	(Soccer	- Men)
Mitchell, Kelli	(Soccer	- Women)	Vincent, Leslie	(Soccer	- Women)

XAVIER UNIVERSITY

Adams, Shana	(Cross Country	- Women)	Evans, Ebony	(Tennis	- Women)
Baker, Kaci	(Basketball	- Women)	Rainey, Meredith	(Tennis	- Women)
Bell, Jennifer	(Tennis	- Women)	Sherman, Nikia	(Basketball	- Women)
Crenshaw, Daryl	(Basketball	- Men)	Walker, Errika	(Cross Country	- Women)



## GCAC CALENDAR

~~1995-1996~~

1996-1997

- ~~September 23-27~~ - ~~NAA National Convention, Salt Lake City Utah~~  
 September 30  
~~October 2~~ - ~~Coaches' Meeting, Dillard University~~ Loyola University  
 October 3 - ~~GCAC Fall Meeting, Dillard University~~ Loyola  
 October 12-16 - ~~NAA National Convention, Tulsa, OK~~  
 November #2 - ~~Men's/Women's Cross Country Championship, Mobile~~ U. of Mobile  
~~February 26~~ - ~~Women's Basketball Playoffs, First Round~~  
 March 6-8  
~~Feb 29 - Mar 2~~ - ~~Men's Basketball Tournament, Mobile~~ + Women's  
~~February 28~~ - ~~Women's Basketball Playoffs, Second Round~~  
 March 2 - ~~Women's Basketball Championship, Mobile~~  
 May 1-3  
 April 19-20 - ~~Men's Tennis Tournament, William Carey~~ + Women's Panchartrain Park, New Orleans  
 May 1-3 - ~~Softball Tournament, City Park New Orleans~~  
 April 26-17 - ~~Women's Tennis Tournament, Mobile~~  
~~April 30~~  
 TBA May 1 - ~~GCAC Golf Tournament, Bayou Oaks, New Orleans~~  
 April 28 - ~~Coaches' Meeting, Belhaven~~ U. of Mobile  
 April 29-30 29 - ~~GCAC Spring Meeting, Belhaven~~ U. of Mobile  
 May 1-3 TBA - ~~Baseball Tournament, Wesley Barrow Stadium, New Orleans~~ Orleans