


# GULF COAST ATHLETIC CONFERENCE



## 1994 - 1995 DIRECTORY

## TABLE OF CONTENTS

Conference History	2
GCAC Officers	3
GCAC Eligibility Committee	4
GCAC Executive Committee	5
Member Information and Team Basketball Statistics, 1993-94	
Belhaven College	6
Dillard University	8
Louisiana College	10
University of Mobile	12
Southern University in New Orleans	14
Spring Hill College	16
Tougaloo College	18
William Carey College	20
Xavier University	22
Basketball Statistics, 1993-94 Season	
Men's Team Finals	24
Individual	25
Season Records	26
Individual Game Records	27
All Conference Team	28
Women's All Conference Team	29
Team Finals	30
Individual	31
Season Records	32
Individual Game Records	33
1994-95 Basketball Schedule	34
1995 Baseball Schedule	35
Individual Team Statistics	
Belhaven College	36
Louisiana College	37
University of Mobile	38
Spring Hill College	39
William Carey College	40
Conference Records	41
Dist 30/GCAC Baseball Standings	42
All District Team	44
All-Conference Tennis Honors	44
District 30 Soccer Team	45
GCAC Champions 1981-1994	46
Schools Competing (By Sport)	47
GCAC Honor Roll	48
GCAC 1994-1995 Calendar	50

## HISTORY

The Gulf Coast Athletic Conference developed out of a series of meetings held over a period of almost four years. A number of private four-year schools in the Gulf Coast region with similar educational standards, enrollments, budgets, and athletic philosophies mutually felt the need for a conference.

In April and May, 1981, a constitution was developed, officers were elected and the decision was made to proceed with conference competition during the 1981-82 school year. Charter officers were Anthony M. Rachal, Jr., Xavier University, president; John Burton, Spring Hill College, vice-president; Mark Windham, Belhaven College, secretary-treasurer; and Thomas Howell, Louisiana College, commissioner. Charter members were Belhaven College of Jackson, Mississippi; Dillard University and Xavier University of New Orleans, Louisiana; Louisiana College of Pineville, Louisiana; Spring Hill College of Mobile, Alabama; Tougaloo College of Tougaloo, Mississippi; and William Carey College of Hattiesburg, Mississippi.

In August, 1981, the GCAC received recognition as a NAIA Affiliated Conference. Mobile College of Mobile, Alabama was admitted in October, 1985, and Southern University in New Orleans was granted admission in May, 1986, rounding out present membership. All conference members are also members of NAIA District 30.

### Past Presidents:

Anthony M. Rachal, Jr.	Xavier University	1981-82
John Burton	Spring Hill College	1982-83
John Burton	Spring Hill College	1983-84
Charles C. Teamer, Sr.	Dillard University	1984-85
Milton Wheeler	William Carey College	1985-86
Charles C. Teamer, Sr.	Dillard University	1986-87
Billy Allgood	Louisiana College	1987-88
Francis Garner	University of Mobile	1988-89
Artis Davenport	Southern University in New Orleans	1989-90
Sr. Grace Mary Flickinger	Xavier University	1990-91
Charles C. Teamer, Sr.	Dillard University	1991-92
Felix James	Xavier University	1992-93
Bill Elder	University of Mobile	1993-

## GULF COAST ATHLETIC CONFERENCE OFFICERS

President: DR. BILL ELDER, Mobile College  
 Phone: 205-675-5990 Home: 205-675-2775

Vice-President: DR. JAMES COLEMAN, Tougaloo College  
 Phone: 601-977-7746 Home: 601-981-9006

Secretary-Treasurer: GRACE BEALL, Louisiana College  
 Home: 318-473-1983

Commissioner: THOMAS HOWELL, Louisiana College  
 Phone: 318-487-7102 Home: 318-442-3179

Conference Information  
Director: ALAN GEIST, Mobile College  
 Phone: 205-675-5990, Home: 205-344-5721  
 ext.279

Supervisor of Officials (Basketball)  
 BOB COLLINS  
 P. O. Box 4514  
 Biloxi, MS 39531  
 Phone: 601-896-4511 Home: 601-374-3605

Supervisor of Officials (Women's Division)  
 GREG FEDERICO  
 5000 West Esplanade, #288  
 Metairie, LA 70006  
 Phone: 504-887-3507 Home: 601-452-3564

**GCAC ELIGIBILITY COMMITTEE**

<b>SR. GRACE MARY FLICKINGER</b>	-	<b>XAVIER</b>
Xavier University		
7325 Pine and Palmetto		
New Orleans, LA 70125		
Phone: 504-483-7526		
<b>DR. FRANCIS GARNER</b>	-	<b>MOBILE</b>
Mobile College		
P. O. Box 13220		
Mobile, Alabama 36613		
Phone: 205-675-5990 ext. 286		
<b>DR. ARTIS DAVENPORT</b>	-	<b>SUNO</b>
Southern University in New Orleans		
6400 Press Drive		
New Orleans, LA 70126		
Phone: 504-286-5332		

**GCAC EXECUTIVE COMMITTEE**

5

**BELHAVEN**

Mr. Preston York

**DILLARD**

Dr. Anthony A. Osei

**LOUISIANA COLLEGE**

Dr. Wayne McGraw

**MOBILE**

Dr. Bill Elder

**SUNO**

Mr. Louis McMillion

**SPRING HILL**

Dr. Robert W. MacAleese

**TOUGALOO**

Dr. James Coleman

**WILLIAM CAREY**

Dr. E. Milton Wheeler

**XAVIER**

Sr. Grace Mary Flickinger

**ADDRESS:** 1500 Peachtree St.      Nickname: Blazers, Lady Blazers  
 Jackson, MS 39202      Colors: Green and Gold  
 Enrollment: 1100      President: Dr. Newton Wilson  
 Fieldhouse: Heidelberg (Seats 600)  
 General Information: 601-968-5927  
 Fax Number: 601-968-9998

**ATHLETIC DIRECTOR** ..... **HANNIBAL NAJJAR**  
 Phone: 601-968-5956      Home: 601-354-3215

**COACHING STAFF:**

**MEN'S BASKETBALL HEAD** ..... **JASON CONNER**  
 Phone: 601-968-5936      Home: 601-352-1758  
 Assistant - Robert Thompson  
 Phone: 601-968-5953      Home: 601-982-3028

**WOMEN'S BASKETBALL HEAD** ..... **DAVID BOTELER**  
 Phone: 601-968-5954      Home: 601-856-2210  
 Assistant - Becky Coleman  
 Phone: 601-968-5954      Home: 601-857-2954

**BASEBALL HEAD** ..... **SKIP BLYTHE**  
 Phone: 601-968-5984      Home: 601-856-0834

**MEN'S AND WOMEN'S TENNIS HEAD** ..... **DAVID BOTELER**  
 Phone: 601-968-5954      Home: 601-856-2210

**SOCCER HEAD** ..... **HANNIBAL NAJJAR**  
 Phone: 601-968-5956      Home: 601-354-3215

**WOMEN'S SOFTBALL HEAD** ..... **BECKY COLEMAN**  
 Phone: 601-968-5954      Home: 601-857-2954

**CROSS COUNTRY HEAD** ..... **ROBERT THOMPSON**  
 Phone: 601-968-5936      Home: 601-982-3028

**SPORTS INFORMATION/PUBLICITY** ..... **MS. FRANC TAMBOLI**  
 Phone: 601-968-5927      Home: 601-362-7076

**INTRAMURAL DIRECTOR** ..... **MS. PAM PYBAS**  
 Phone: 601-968-5937      Home: 601-968-8708

**FACULTY ATHLETIC REPRESENTATIVE** ..... **DR. PRESTON YORK**  
 Phone: 601-968-8712      Home: 601-362-3397

**REGISTRAR** ..... **MRS. CAROL BUSBEE**  
 Phone: 601-968-5922      Home: 601-825-6660

BELHAVEN COLLEGE MEN'S BASKETBALL STATISTICS

<u>PLAYERS</u>	<u>2-PT</u>		<u>3-PT</u>		<u>TOTAL</u>		<u>TOTAL</u>		<u>REB-AVG</u>	<u>PF</u>	<u>AST</u>	<u>TO</u>	<u>BL</u>	<u>ST</u>		
	<u>GA</u>	<u>FGM-FGA</u>	<u>PCT</u>	<u>FGM-FGA</u>	<u>PCT</u>	<u>FGM-FTA</u>	<u>PCT</u>	<u>FTM-FTA</u>							<u>PCT</u>	<u>PTS-AVG</u>
Jennings	5	3-7	42.0	0-1	.0	1-6	35.1	50-70	71.4	120-3.9	63-2.0	75	147	66	2	48
Brinkley	32	142-333	37.1	54-136	39.7	47-66	32.1	8-15	53.3	147-5.9	24-1.0	24	26	20	0	15
Simmons	32	77-185	46.7	4-19	21.1	98-148	40.2	43-67	64.2	196-6.5	75-2.5	47	97	84	0	39
Bellomy	29	31-75	45.7	12-36	33.3	6-13	43.6	77-107	72.0	497-15.5	244-7.6	112	40	72	60	25
Carter	30	121-254	40.9	37-87	42.6	33-48	36.7	17-20	85.0	122-11.1	29-2.6	19	21	14	5	17
Juban	25	112-283	33.3	23-100	23.0	73-118	33.3	3-4	75.0	7-1.4	3-0.6	3	4	3	0	1
Williams	31	53-145	38.5	12-54	22.2	55-79	35.7	0-4	0.0	20-2.2	26-2.9	14	2	5	0	6
Robinson	26	27-50	31.5	0-1	00.0	14-21	29.5	29-50	58.0	213-8.9	64-2.7	69	35	53	4	22
Snearl	29	198-295	58.3	0-2	00.0	93-170	55.4	152-222	68.5	586-20.2	218-7.5	97	46	68	8	34
Patrick	32	89-143	46.4	0-0	00.0	18-25	43.3	12-22	54.5	38-1.4	39-1.4	25	12	22	3	8
Cloys	17	4-9	63.3	0-0	00.0	10-15	62.5	11-13	84.6	52-5.2	39-3.9	17	11	14	2	9
Smith	5	3-9	48.1	0-0	00.0	1-4	47.3	19-31	61.3	71-3.1	57-2.5	45	9	20	8	10
Tines	13	54-99	44.6	0-0	00.0	38-66	39.9	13-20	65.0	149-9.9	31-2.1	40	39	26	0	10
<b>TOTALS</b>	<b>32</b>	<b>914-1888</b>	<b>46.9</b>	<b>142-437</b>	<b>48.4</b>	<b>817-1948</b>	<b>41.9</b>	<b>434-645</b>	<b>67.3</b>	<b>2218-69.3</b>	<b>912-28.5</b>	<b>587</b>	<b>489</b>	<b>467</b>	<b>92</b>	<b>244</b>

BELHAVEN COLLEGE WOMEN'S BASKETBALL STATISTICS

Not Available





**BLUE DEVILS**

**DILLARD UNIVERSITY**

ADDRESS: 2601 Gentilly Boulevard Nickname: Blue Devils, Devilettes  
New Orleans, LA 70122 Colors: Royal Blue and White  
Enrollment: 1550 President: Dr. Samuel Dubois Cook  
Fieldhouse: A.W. Dent (seats 3500)  
Fax Number: 504-286-4882

ATHLETIC DIRECTOR ..... DR. CHARLES C. TEAMER, SR.  
Phone: 504-286-4644 Home: 504-283-5807

COACHING STAFF:

MEN'S BASKETBALL HEAD ..... MR. JERRY W. LOYD  
Phone: 504-286-4753 Home: 504-242-2598  
WOMEN'S BASKETBALL HEAD ..... MRS. MARY D. TEAMER  
Phone: 504-286-4752 Home: 504-283-5807  
TENNIS COACH ..... MR. JOHN BROWN  
Phone: 504-286-4751 Home: 504-246-1762  
CROSS COUNTRY ..... MR. MARK COOK  
Phone: 504-286-4755 Home: 504-242-5041

SPORTS INFORMATION/PUBLICITY: Each head coach is responsible.

FACULTY ATHLETIC REPRESENTATIVE ..... DR. ANTHONY A. OSEI  
Phone: 504-286-4699 Home: 504-885-1620

REGISTRAR ..... DR. ANTHONY A. OSEI  
Phone: 504-286-4699 Home: 504-885-1620

DILLARD UNIVERSITY MEN'S BASKETBALL STATISTICS

PLAYERS	GA	2-PT		3-PT		TOTAL		REB-AVG	AST	TO	ST	BL	PF
		FGM-FGA	PCT	FGM-FGA	PCT	FTM-FTA	PCT						
Shears	31	204-524	38.9	57-169	33.7	112-150	74.7	577-18.6	128-4.1	63	106	1	72
Tucker	31	145-324	44.8	94-233	40.3	83-124	66.9	467-15.1	85-2.7	57	60	2	60
Pullman	30	136-276	49.3	6-26	23.1	74-107	69.2	352-11.7	188-6.3	21	60	31	103
Ruffin	30	122-216	56.5	0-0	00.0	83-164	50.6	327-10.9	215-7.2	31	63	17	103
McKain	32	53-150	35.3	16-63	25.4	23-50	46.0	145-4.5	67-2.1	69	52	0	74
Barrow	32	55-95	57.9	0-1	00.0	22-35	62.9	132-4.1	138-4.3	21	16	14	76
Borne	29	35-121	28.9	3-15	20.0	36-71	50.7	109-3.8	80-2.8	14	28	0	51
Stewart	32	17-55	30.9	10-25	40.0	21-35	60.0	65-2.0	17-0.5	24	25	2	50
White	13	24-57	42.1	2-4	50.0	8-26	30.8	58-4.5	81-6.2	7	22	13	27
Mallard	22	12-46	26.1	2-6	33.2	25-43	58.1	51-2.3	57-2.6	9	21	3	40
Prater	23	19-49	38.8	0-0	00.0	11-16	68.8	49-2.1	38-1.7	7	13	1	26
Rachal	21	6-16	37.5	0-0	00.0	0-1	00.0	12-0.6	18-0.9	3	6	1	17
Robinson	9	2-9	22.2	0-1	00.0	4-6	66.7	8-0.9	2-0.2	2	3	0	2
Rivers	16	3-7	42.9	0-0	00.0	2-6	33.3	8-0.5	15-0.9	1	6	0	20
Riley	22	3-22	13.6	2-16	12.5	0-0	00.0	8-0.4	11-0.5	1	5	0	10
TOTALS	32	836-1967	42.5	192-559	34.3	504-834	60.4	2368-74.0	1153-36.0	330	486	85	731

DILLARD UNIVERSITY WOMEN'S BASKETBALL STATISTICS

PLAYERS	GA	2-PT		3-PT		TOTAL		REB-AVG	AST	TO	ST	BL	PF	
		FGM-FGA	PCT	FGM-FGA	PCT	FTM-FTA	PCT							PTS-AVG
Scott	31	223-446	50.0	0-0	00.0	120-153	78.4	566-18.3	392-12.6	26	68	53	11	99
Moore	31	210-442	47.5	15-56	26.8	93-124	75.0	528-17.0	172-5.5	86	136	127	16	94
Schaffer	31	108-267	40.4	0-5	00.0	77-143	53.8	293-9.5	120-3.9	99	124	60	5	80
Sam Redmond	28	67-169	39.6	0-5	00.0	97-144	67.4	231-8.3	46-1.6	61	87	39	3	61
Burton	29	90-238	37.8	16-70	22.9	23-41	56.1	219-7.6	54-1.9	41	61	35	3	61
Walker	31	60-143	42.0	0-0	00.0	29-62	46.8	149-4.8	195-6.3	17	61	48	2	46
Saf Redmond	13	44-112	39.3	13-28	46.4	12-22	54.5	113-8.7	26-2.0	23	34	30	1	22
Rochon	31	48-119	40.3	0-0	00.0	14-28	50.0	110-3.5	151-4.9	20	46	22	13	65
Armond	23	18-47	38.3	0-0	00.0	17-21	81.0	53-2.3	45-2.0	2	19	11	0	10
Houseton	17	19-41	46.3	0-0	00.0	10-19	52.6	48-2.8	56-3.3	0	21	6	5	14
Whitaker	10	12-22	54.5	0-0	00.0	5-10	50.0	29-2.9	14-1.4	0	5	3	1	10
Ruffin	10	4-10	40.0	0-0	00.0	4-7	57.1	12-1.2	19-1.9	2	4	6	0	8
Alien	8	1-2	50.0	0-0	00.0	4-7	57.1	6-0.8	2-0.3	2	7	3	0	4
TOTALS	31	904-2058	43.9	44-164	26.8	505-781	64.7	2357-76.0	1298-41.9	379	682	443	60	574



**ADDRESS:** Pineville, LA 71359      Nickname: Wildcats, Lady Wildcats  
Colors: Orange and Blue  
Enrollment: 1150      President: Dr. Robert L. Lynn  
Fieldhouse: H.O. West (Seats 4200)  
General Information: 318-487-7011  
Fax Number: 318-487-7191

# WILDCATS

**ATHLETIC DIRECTOR** ..... **BILLY ALLGOOD**  
Phone: 318-487-7322      Home: 318-640-0197

**COACHING STAFF:**

**MEN'S BASKETBALL HEAD** ..... **GENE RUSHING**  
Phone: 318-487-7503      Home: 318-442-7762  
Assistant - Tracy Gunter  
Phone: 318-487-7503      Home: 318-487-7735

**WOMEN'S BASKETBALL HEAD** ..... **BILLY BROOKS**  
Phone: 318-487-7502      Home: 318-640-5194  
Assistant - Lori Thames Hilburn  
Phone: 318-487-7406      Home: 318-640-2580

**BASEBALL HEAD** ..... **BILLY ALLGOOD**  
Phone: 318-487-7322      Home: 318-640-0197  
Assistant - Ken Johnson  
Phone: 318-487-7322      Home: 318-640-2011

**MEN'S CROSS COUNTRY** ..... **TRACY GUNTER**  
Phone: 318-487-7503      Home: 318-640-5194

**WOMEN'S CROSS COUNTRY** ..... **LORI THAMES HILBURN**  
Phone: 318-487-7406      Home: 318-640-2580

**WOMEN'S TENNIS** ..... **MINDY YODER**  
Home: 318-443-5866

**SPORTS INFORMATION/PUBLICITY** ..... **DERALD HARRIS**  
Phone: 318-487-7194      Home: 318-443-3893

**INTRAMURAL DIRECTOR** ..... **DR. WILLIAM TODD**  
Phone: 318-487-7603      Home: 318-443-4181

**FACULTY ATHLETIC REPRESENTATIVE** ..... **MRS. GRACE BEALL**  
Phone: 318-487-7650      Home: 318-473-1983

**REGISTRAR** ..... **MR. ALAN MOBLEY**  
Phone: 318-487-7222      Home: 318-640-1291

LOUISIANA COLLEGE MEN'S BASKETBALL STATISTICS

PLAYERS	GA	2-PT	3-PT	TOTAL	FTM-FTA	PCT	TOTAL	REB-AVG	AST	TO	BL	ST	PF
		FGM-FGA	FGM-FGA	PCT			PTS-AVG						
Warren	25	151-279	42-123	34.2	104-133	78.2	532-21.3	67-2.7	135	91	3	60	51
Barcelona	17	4-8	5-27	18.5	3-4	75.0	26-1.5	8-.47	8	5	1	4	27
Wagee	20	15-40	10-37	27.0	10-15	66.7	70-3.5	20-1.0	12	13	1	9	23
Travis	25	9-26	49-125	39.2	14-20	70.0	179-7.2	84-3.4	29	22	1	17	38
Sanders	24	51-83	25-82	30.5	29-44	66.0	206-8.6	111-4.4	65	52	2	34	55
Johnson	12	2-7	1-8	12.5	3-6	50.0	10-0.8	13-1.1	4	3	0	4	6
Haman	17	8-18	3-22	13.6	4-7	57.1	29-1.7	23-1.4	15	15	0	14	22
Eckels	24	60-116	16-36	44.4	25-58	43.1	193-8.0	92-3.8	30	45	7	36	79
Stokes	13	5-13	0-0		4-9	44.4	14-1.1	18-1.4	5	5	0	3	12
King	25	149-244	0-0		41-81	50.6	339-13.6	122-4.9	17	36	4	12	57
Copeland	19	25-48	0-0		13-23	56.5	63-3.3	44-2.3	4	20	2	7	42
Victor	23	69-147	0-0		14-22	63.6	152-6.6	100-4.4	19	34	9	10	61
TOTALS	25	548-1029	151-466	32.4	264-422	62.6	1813-72.5	702-28.1	343	341	30	210	473

LOUISIANA COLLEGE WOMEN'S BASKETBALL STATISTICS

PLAYERS	GA	2-PT	3-PT	TOTAL	FTM-FTA	PCT	TOTAL	REB-AVG	AST	TO	BL	ST	PF
		FGM-FGA	FGM-FGA	PCT			PTS-AVG						
Weisgerber	26	17-60	6-9	66.7	20-26	76.9	72-2.8	30-1.2	24	45	0	9	17
Wilson	26	91-190	0-0		27-45	60.0	209-8.0	112-4.3	34	49	5	27	48
Arthur	27	46-105	42-115	36.5	35-47	74.5	253-9.4	70-2.6	55	49	3	64	71
McGaha	27	79-209	8-13	61.5	45-86	52.3	227-8.4	164-6.1	60	45	13	57	83
Franks	17	7-21	0-0		7-10	70.0	21-1.2	10-0.6	2	5	0	5	10
Small	27	178-359	18-81	22.2	73-111	65.8	483-17.9	185-6.9	200	150	5	86	67
Earl	12	5-11	1-5	20.0	2-4	50.0	15-1.3	8-0.7	4	7	1	4	8
Williams	27	55-121	0-0		43-64	67.2	153-5.7	99-3.7	16	36	5	13	65
Bradley	27	163-332	0-2	00.0	53-80	66.3	379-14.0	196-7.3	22	62	10	35	87
Courtney	11	2-8	5-11	45.5	4-4	100.0	23-2.1	12-1.1	4	8	0	0	6
Briggs	23	14-27	0-0		9-13	69.2	37-1.6	25-1.1	18	16	0	4	18
Jones	27	93-181	0-0		32-66	48.5	218-8.1	193-7.2	26	35	2	41	62
TOTALS	27	759-1642	80-240	33.3	353-562	62.8	2111-78.2	1114-41.3	479	518	45	348	552

UNIVERSITY OF  
**MOBILE**

**ADDRESS:** P.O. Box 13220 Nickname: Rams  
Mobile, AL 36663-0220 Colors: Maroon and White  
Enrollment: 1900 President: Dr. Michael A. Magnoli  
Fieldhouse: H. Austill Pharr (Seats 1500)  
Fax Number: 205-675-5332

**ATHLETIC DIRECTOR . . . . . DR. BILL ELDER**

Phone: 205-675-5990, ext.257 Home: 205-675-2775  
Assistant Alan Geist  
Phone: 205-675-5990, ext.279 Home: 205-679-0989  
Secretary Anna White  
Phone: 205-675-5990, ext.278

**COACHING STAFF:**

**MEN'S BASKETBALL HEAD . . . . . DR. BILL ELDER**

Assistant - Brek Cockrell  
Phone: 205-675-5990, ext.264 Home: 205-679-8318

**WOMEN'S BASKETBALL HEAD . . . . . CURT BERGER**

Phone: 205-675-5990, ext.260 Home: 205-344-1647  
Assistant - Martha Gore  
Phone: 205-675-5990, ext.260 Home: 205-456-6847

**TENNIS COACH (Men and Women) . . . . . JIM MOORTGAT**

Phone: 205-675-5990, ext.305 Home: 205-679-0419

**GOLF . . . . . DR. TERRY HOPPER**

Phone: 205-675-5990, ext.258 Home: 205-675-4694

**BASEBALL HEAD . . . . . MIKE JACOBS**

Phone: 205-675-5990, ext.228 Home: 205-666-1775  
Assistant - George Hernandez  
Phone: 205-675-5990, ext.228 Home: 205-675-7562

**FAST-PITCH SOFTBALL HEAD . . . . . MS. MARY ANN JENNINGS**

Phone: 205-675-5990, ext.277 Home: 205-456-6847

**SLOW-PITCH SOFTBALL HEAD . . . . . MS. PATTI MYLES**

Phone: 205-675-5990, ext.277 Home: 205-456-6847

**CROSS COUNTRY (MEN AND WOMEN) . . . . . SCOTT SIMMONS**

Phone: 205-675-5990, ext.264 Home: 205-380-0778

**MEN'S SOCCER . . . . . BOB GRAY**

Phone: 205-675-5990, ext.363 Home: 205-380-0996  
Assistant (Graduate) - Oswald Taylor  
Phone: 205-675-5990, ext.364

**WOMEN'S SOCCER . . . . . UWE TITTLE**

Phone: 205-675-5990, ext.364 Home: 205-679-0024

**WOMEN'S GOLF . . . . . MARK HALL**

Phone: 205-675-5990, ext.369

**ATHLETIC TRAINER . . . . . BETH JOHNSTON**

Phone: 205-675-5990, ext.361

**SPORTS INFORMATION/PUBLICITY . . . . . SCOTT SIMMONS**

Phone: 205-675-5990, ext.264 Home: 205-380-0778  
Secretary - Cindy Kelly

Phone: 205-675-5990, ext.263

**FACULTY ATHLETIC REPRESENTATIVE . . . . . DR. FRANCES GARNER**

Phone: 205-675-5990, ext.286 Home: 205-473-6191

**REGISTRAR . . . . . BARBARA SMITH**

Phone: 205-675-5990, ext.203

WILLIAM CAREY COLLEGE BASEBALL STATISTICS



<u>PLAYERS</u>	<u>GA</u>	<u>AB</u>	<u>R</u>	<u>H</u>	<u>PO</u>	<u>A</u>	<u>E</u>	<u>2B</u>	<u>3B</u>	<u>HR</u>	<u>SB</u>	<u>S</u>	<u>HBP</u>	<u>BB</u>	<u>SO</u>	<u>RBI</u>	<u>BA</u>
Whitman	27	87	26	22	43	48	8	1	0	1	5	2	0	10	24	1	.253
Echols	47	158	27	43	73	1	2	5	4	3	23	0	3	11	35	0	.272
Thompson	53	164	33	51	61	129	14	5	0	10	5	8	14	13	0	.311	
Troche	44	140	36	44	44	55	8	6	2	1	9	4	6	22	23	1	.314
Husband	53	168	36	50	39	69	15	4	4	4	6	7	7	36	23	3	.298
Ray	41	124	14	37	44	1	3	7	0	3	1	1	7	16	15	7	.298
Miller	53	178	22	53	383	18	5	16	1	5	0	2	3	19	42	3	.298
Tingle	30	80	10	19	6	2	3	4	0	0	2	3	2	12	15	3	.238
McAulay	48	136	7	41	264	30	4	6	0	0	0	0	8	22	16	1	.301
Camero	44	130	23	29	64	30	12	7	0	6	6	1	1	25	54	0	.223
Eddington	43	96	13	25	58	4	0	3	0	0	1	1	11	13	26	1	.260
Hughes	37	103	17	27	47	1	5	4	0	0	4	2	2	12	32	0	.262
Baugh	2	3	0	0	6	0	0	0	0	0	0	0	0	0	4	0	.000
Devereaux	0	0	0	0	0	0	0	0	0	0	0	0	0	0	0	0	ERR
<b>TOTALS</b>	<b>53</b>	<b>1567</b>	<b>264</b>	<b>441</b>	<b>1132</b>	<b>388</b>	<b>79</b>	<b>68</b>	<b>11</b>	<b>23</b>	<b>67</b>	<b>28</b>	<b>58</b>	<b>212</b>	<b>322</b>	<b>20</b>	<b>.281</b>

WILLIAM CAREY COLLEGE PITCHING STATISTICS

<u>PLAYERS</u>	<u>ERA</u>	<u>GP</u>	<u>IP</u>	<u>R</u>	<u>ER</u>	<u>SHO</u>	<u>HR</u>	<u>HBP</u>	<u>WP</u>	<u>BA</u>	<u>GS</u>	<u>GC</u>	<u>BB</u>	<u>SO</u>	<u>W-L</u>	<u>SA</u>	<u>PCT</u>
Smith	5.51	16	34.3	23	21	0	5	2	1	0	0	0	15	27	1-1	2	.500
Hillman	4.15	12	65	44	30	0	2	4	4	0	12	2	36	34	7-5	0	.583
Barta	3.60	14	65	38	26	0	0	1	0	1	11	2	15	51	4-5	1	.444
Stringer	3.38	6	13.3	11	5	0	0	0	6	0	3	0	12	12	0-0	0	ERR
Seymour	3.54	8	35.6	20	14	0	1	0	0	7	0	21	23	4-3	0	.571	
Gholar	7.78	9	24.3	33	21	0	1	2	4	1	7	0	25	24	2-0	0	1.00
Homburg	6.00	3	3	3	2	0	0	0	0	0	0	0	1	2	0-0	0	ERR
Ellis	7.16	10	17.6	14	14	0	2	3	0	0	0	0	14	6	1-0	0	1.00
Ainsworth	2.44	15	85	33	23	2	4	7	3	0	13	2	51	58	6-4	1	.600
Buckley	0.00	1	1	0	0	0	0	0	0	0	0	0	1	0	0-0	0	ERR
Baugh	7.40	4	7.3	7	6	0	0	0	1	0	0	0	5	6	1-0	0	1.00
Stein	0.00	2	1.6	3	0	0	0	0	1	0	0	0	0	1	0-0	0	ERR
Daughtrey	2.65	25	51	21	15	0	2	3	5	0	0	0	16	44	4-4	6	.500
<b>TOTALS</b>	<b>4.15</b>	<b>125</b>	<b>351</b>	<b>226</b>	<b>162</b>	<b>2</b>	<b>14</b>	<b>20</b>	<b>19</b>	<b>2</b>	<b>53</b>	<b>6</b>	<b>196</b>	<b>243</b>	<b>26-18</b>	<b>10</b>	<b>.591</b>

UNIVERSITY OF MOBILE MEN'S BASKETBALL STATISTICS

<u>PLAYERS</u>	<u>GA</u>	2-PT			3-PT			TOTAL			TOTAL					
		<u>FGM-FGA</u>	<u>PCT</u>	<u>FTM-FTA</u>	<u>PCT</u>	<u>PTS-AVG</u>	<u>REB-AVG</u>	<u>AST</u>	<u>TO</u>	<u>BL</u>	<u>ST</u>	<u>PF</u>				
Clemons	35	26-50	53.7	40-50	80.3	156-4.5	47-1.3	111	52	1	25	45				
Williams	31	41-87	17.9	59-73	80.8	156-5.0	50-1.6	96	42	1	27	62				
Edwards	35	76-156	32.1	80-115	69.6	334-9.5	54-1.5	41	40	1	44	33				
Pittman	35	37-87	34.7	28-45	62.2	177-5.1	82-2.3	33	17	6	48	47				
Applin	35	52-106	37.0	62-75	82.7	256-7.3	66-1.9	67	39	6	29	47				
Caster	15	10-19	0-1	0	3-9	33.0	23-1.5	22-1.5	2	3	2	1	8			
Smith	34	30-57	48.0	34-45	75.6	165-4.9	29-0.9	61	36	0	30	29				
Davis	23	21-41	10.0	18-23	78.3	63-2.7	32-1.4	13	9	2	10	11				
Powell	34	118-213	40.0	91-128	71.1	405-11.9	177-5.2	90	68	9	60	85				
Polite	35	164-267	44.4	72-90	80.0	412-11.8	169-4.8	62	72	11	52	72				
Spraglin	12	3-5	0	5-10	50.0	11-0.9	14-1.1	0	1	3	1	5				
Bartkowski	25	17-24	24.0	21-25	84.0	71-2.8	29-1.2	8	9	6	12	14				
Hart	35	17-32	36.9	12-14	85.7	114-3.3	51-5.1	21	22	6	12	25				
Shelton	19	13-32	0	7-12	58.3	31-1.6	21-1.1	5	3	0	0	15				
Thomas	35	105-184	0	63-105	60.0	273-7.8	164-4.7	20	52	8	39	70				
Dunn	35	104-170	0	49-95	51.6	257-7.3	181-5.2	20	40	32	40	89				
Polak	6	1-6	0	2-4	50.0	4-.6	2-.3	2	5	0	1	2				
Friedman	4	1-3	0	0-0	--	2-.5	4-1.0	0	1	2	0	2				
<b>TOTALS</b>	<b>35</b>	<b>830-1524</b>	<b>36.3</b>	<b>646-914</b>	<b>70.7</b>	<b>2915-83.3</b>	<b>1195-34.1</b>	<b>659</b>	<b>497</b>	<b>93</b>	<b>276</b>	<b>689</b>				

UNIVERSITY OF MOBILE WOMEN'S BASKETBALL STATISTICS

<u>PLAYERS</u>	<u>GA</u>	2-PT			3-PT			TOTAL			TOTAL					
		<u>FGM-FGA</u>	<u>PCT</u>	<u>FTM-FTA</u>	<u>PCT</u>	<u>PTS-AVG</u>	<u>REB-AVG</u>	<u>AST</u>	<u>TO</u>	<u>BL</u>	<u>ST</u>	<u>PF</u>				
Bailey	29	107-284	15.0	61-87	70.1	283-9.7	158-5.4	39	52	19	60	75				
Ferguson	31	84-228	31.7	53-72	73.6	264-8.5	89-2.8	40	73	3	37	78				
Brundidge	31	104-238	0-11	0-0	45-79	57.0	257-8.3	67-2.1	113	121	2	42	67			
Scott	31	94-242	0-0	0-0	54-89	60.7	241-7.7	102-3.3	20	58	37	36	54			
Dreher	14	48-104	0-0	0-0	10-20	50.0	106-7.5	52-3.7	5	25	13	29				
Pugh	29	81-186	0-0	0-0	36-63	57.1	198-6.8	147-5.1	33	48	7	42	74			
Bilbo	31	78-161	2-7	28.6	30-65	46.2	182-5.8	125-4.0	95	101	5	75	58			
Griffin	30	61-155	0-5	0-0	51-72	70.8	173-5.7	92-3.0	23	52	2	29	42			
Williams	27	46-128	1-1	1.0	26-43	60.5	116-4.3	77-2.8	9	45	0	38	32			
Cummings	31	44-124	5-11	45.5	8-15	53.3	101-3.2	30-.96	21	32	0	21	32			
Blalock	26	7-33	0-0	0-0	10-13	76.9	24-9.2	32-1.2	18	16	0	11	9			
Tenne Kin	4	1-1	0-0	0-0	1-2	50.0	3-.75	0-0	1	2	0	1	0			
Tenne Kelly	7	2-8	0-1	0-0	0-1	0-0	4-.57	2-.28	1	3	0	2	2			
Powe	1	4-7	0-0	0-0	1-2	50.0	9-9.0	6-6.0	0	1	1	8	4			
<b>TOTALS</b>	<b>31</b>	<b>741-1904</b>	<b>29.6</b>	<b>387-625</b>	<b>59.5</b>	<b>1938-62.5</b>	<b>998-32.1</b>	<b>562</b>	<b>632</b>	<b>91</b>	<b>416</b>	<b>562</b>				



SOUTHERN UNIVERSITY OF NEW ORLEANS MEN'S BASKETBALL STATISTICS

Not Available

SOUTHERN UNIVERSITY OF NEW ORLEANS WOMEN'S BASKETBALL STATISTICS

<u>PLAYERS</u>	<u>GA</u>	<u>2-PT</u>		<u>3-PT</u>		<u>FTM-FTA</u>		<u>TOTAL</u>		<u>F</u>	<u>AST</u>	<u>TO</u>	<u>BL</u>	<u>ST</u>
		<u>FGM-FGA</u>	<u>PCT</u>	<u>FGM-FGA</u>	<u>PCT</u>	<u>PCT</u>	<u>PCT</u>	<u>PTS-AVG</u>	<u>REB-AVG</u>					
Collins	30	28-61	45.9	0-0	0.0	14-38	36.8	70-2.3	70-2.3	71	2	17	3	6
Jackson	9	8-24	33.3	0-11	0.0	4-9	44.4	20-2.2	10-1.1	21	8	15	0	5
Johnson	30	122-284	42.9	33-103	32.0	64-96	66.6	407-13.5	111-3.7	49	47	78	2	65
Kelly	28	20-73	27.3	0-2	0.0	14-29	48.2	54-1.9	36-1.2	21	24	48	1	13
Looney	27	22-69	31.8	22-43	51.1	6-12	50.0	116-4.2	42-1.5	24	27	23	0	16
Roker	30	51-127	40.1	6-17	35.2	37-68	54.4	157-5.2	95-3.1	70	44	62	11	40
Stark, F.	29	161-234	68.8	0-0	0.0	90-150	60.0	412-14.2	238-8.2	78	4	55	5	13
Stark, V.	15	11-29	37.9	3-9	33.3	6-12	50.0	37-2.4	28-1.8	25	17	3	4	10
Starks, W.	27	154-316	48.7	0-0	0.0	41-74	55.4	349-12.9	183-6.7	65	10	50	4	39
Suggs	23	117-227	77.9	19-64	29.6	76-121	62.8	367-15.9	78-3.3	35	101	103	1	45
Traylor	30	51-147	34.6	0-1	0.0	25-45	55.5	127-4.2	95-3.1	58	40	65	20	23
<b>TOTALS</b>	<b>30</b>	<b>745-1591</b>	<b>46.8</b>	<b>83-250</b>	<b>33.2</b>	<b>377-654</b>	<b>57.6</b>	<b>2116-32.9</b>	<b>986-32.9</b>	<b>517</b>	<b>324</b>	<b>519</b>	<b>51</b>	<b>275</b>



**SPRING HILL COLLEGE**

**ADDRESS:**      4000 Dauphin Street      Nickname: Badgers, Lady Badgers  
 Mobile, Alabama 36608      Colors: Purple and White  
 Enrollment: 1000      President: Fr. William J. Rewak  
 Fieldhouse: under construction  
 Fax Number: 205-460-2371

**ATHLETIC DIRECTOR** ..... **FRANK SIMS**  
 Phone: 205-380-3486      Home: 205-343-7528

**COACHING STAFF:**

**MEN'S BASKETBALL HEAD** ..... **JOE NILAND**  
 Phone: 205-380-3487      Home:

**WOMEN'S BASKETBALL HEAD** ..... **JAMES WALKER**  
 Phone: 205-380-3488      Home: 205-380-4456

**BASEBALL HEAD** ..... **FRANK SIMS**  
 Phone: 205-380-3486      Home: 205-343-7528

**TENNIS (Men and Women)** ..... **BROOKS GREEN**  
 Phone: 205-380-3490      Home: 205-965-7557

**CROSS COUNTRY (Women)** ..... **JAMES WALKER**  
 Phone: 205-380-3488      Home: 205-460-2100

**GOLF (Men and Women)** ..... **MARK PRIEDE**  
 Phone: 205-380-3489      Home: 205-344-2912

**SAILING** ..... **ELLIS OLLINGER**  
 Phone: 205-432-3932

**SOCCER (Men and Women)** ..... **RON BRILL**  
 Phone: 205-380-3491      Home: 205-460-0989

**INTRAMURAL DIRECTOR** ..... **MELLIE BOAGNI**  
 Phone: 205-380-3023

**FACULTY ATHLETIC REPRESENTATIVE** ..... **DR. ROBERT W. MACALEESE**  
 Phone: 205-380-3052      Home: 205-666-4266

**REGISTRAR** ..... **MRS. SHIRLEY KARGLEDER**  
 Phone: 205-380-2242



SPRING HILL COLLEGE MEN'S BASKETBALL STATISTICS

<u>PLAYERS</u>	<u>GA</u>	<u>2-PT</u>		<u>3-PT</u>		<u>FTM-FTA</u>		<u>TOTAL</u>						
		<u>FGM-FGA</u>	<u>PCT</u>	<u>FGM-FGA</u>	<u>PCT</u>	<u>PCT</u>	<u>PCT</u>	<u>PTS-AVG</u>	<u>REB-AVG</u>	<u>AST</u>	<u>TO</u>	<u>ST</u>	<u>BL</u>	<u>PF</u>
Parker	32	144-282	51.1	50-134	37.3	57-92	62.0	395-12.3	93-2.9	85	66	49	4	100
Sterling	32	71-180	39.4	42-113	37.2	70-88	79.5	254-7.9	65-2.0	65	51	26	1	67
Frazier	25	24-59	40.7	10-33	30.3	23-33	69.7	81-3.2	30-1.2	21	18	6	3	24
Lovett	32	104-210	49.5	4-22	18.2	98-158	62.0	310-9.7	120-3.8	82	74	57	13	90
Tyson	27	32-52	61.5	0-0	00.0	30-56	53.6	94-3.5	52-1.9	17	15	9	0	38
Hubbard	4	6-22	27.3	2-10	20.0	3-4	75.0	17-4.3	7-1.8	3	9	5	1	11
Allen	32	174-263	66.2	3-5	60.0	112-165	67.9	463-14.5	215-6.7	27	59	33	8	108
Roberts	11	13-30	43.3	6-14	42.9	6-6	10.0	38-3.5	19-1.7	5	8	2	0	14
Timmons	26	75-147	51.0	1-2	50.0	34-64	53.1	185-7.1	139-5.3	31	24	18	7	72
Andrews	10	4-7	57.1	0-1	00.0	1-3	33.3	9-0.9	7-0.7	1	5	1	0	2
Coates	24	23-37	62.2	0-2	00.0	25-36	69.4	71-3.0	31-1.3	11	12	5	2	40
Gomez	32	207-419	49.4	0-5	00.0	78-144	54.2	492-15.4	212-6.6	77	102	50	14	126
Graefe	13	4-10	40.0	1-2	50.0	2-5	40.0	11-0.8	7-0.5	2	3	0	0	7
TOTALS	32	881-1718	51.3	119-343	34.7	539-854	63.1	2420-75.6	1051-3.8	427	427	447	53	699

SPRING HILL COLLEGE WOMEN'S BASKETBALL STATISTICS

<u>PLAYERS</u>	<u>GA</u>	<u>2-PT</u>		<u>3-PT</u>		<u>FTM-FTA</u>		<u>TOTAL</u>						
		<u>FGM-FGA</u>	<u>PCT</u>	<u>FGM-FGA</u>	<u>PCT</u>	<u>PCT</u>	<u>PCT</u>	<u>PTS-AVG</u>	<u>REB-AVG</u>	<u>AST</u>	<u>TO</u>	<u>ST</u>	<u>BL</u>	<u>PF</u>
Kerne	29	48-159	30.2	15-60	25.0	36-62	58.1	147-5.1	74-2.6	52	73	50	2	32
Layton	29	82-265	30.9	34-115	29.6	41-55	74.5	239-8.2	94-3.2	77	87	52	5	93
Henderson	29	76-241	31.5	11-45	24.4	46-78	59.0	209-7.2	105-3.6	64	100	61	2	70
Anderson	27	15-41	36.6	0-0	00.0	9-14	64.3	39-1.4	53-2.0	8	18	15	0	25
Paille	11	2-16	12.5	1-4	25.0	1-2	50.0	6-0.5	10-0.9	4	4	2	0	3
Johnson	9	2-13	15.4	0-6	00.0	0-2	00.0	4-0.4	3-0.3	0	5	1	0	0
Ekins	13	1-9	11.1	1-3	33.3	2-3	66.7	5-0.4	5-0.4	4	16	3	0	5
Kahn	29	116-181	64.1	0-0	00.0	56-89	62.9	288-9.9	177-6.1	47	78	49	11	100
Derrick	29	114-273	41.8	12-48	25.0	59-78	75.6	299-10.3	65-2.2	69	83	49	5	79
Raney	29	69-134	51.5	0-0	00.0	35-56	62.5	173-6.0	117-4.0	12	41	16	26	45
Poiroux	27	53-113	46.9	0-0	00.0	60-88	68.2	166-6.1	96-3.6	19	52	26	1	100
Richardson	28	168-363	46.3	7-20	35.0	44-81	54.3	387-13.8	219-7.8	41	71	69	21	55
TOTALS	32	746-1808	41.3	81-301	26.9	389-608	64.0	1962-67.7	1066-36.8	397	630	393	73	607



TOUGALOO COLLEGE MEN'S BASKETBALL STATISTICS

PLAYERS	GA	2-PT		3-PT		TOTAL				TOTAL		PF	AST	TO	BL	ST
		FGM-FGA	PCT	FGM-FGA	PCT	FGM-FTA	PCT	FTM-FTA	PCT	PTS-AVG	REB-AVG					
Williams	31	29-69	42.0	4-25	16.0	33-94	35.1	50-70	71.4	120-3.9	63-2.0	75	147	66	2	48
Lawson	25	23-62	37.1	31-106	29.2	54-168	32.1	8-15	53.3	147-5.9	24-1.0	24	26	20	0	15
J. Richard	30	57-122	46.7	13-52	25.0	70-174	40.2	43-67	64.2	196-6.5	75-2.5	47	97	84	0	39
Hopson	32	198-433	45.7	8-39	20.5	206-472	43.6	77-107	72.0	497-15.5	244-7.6	112	40	72	60	25
Griffin	11	27-66	40.9	17-54	31.5	44-120	36.7	17-20	85.0	122-11.1	29-2.6	19	21	14	5	17
Newsom	5	2-6	33.3	0-0	0.0	2-6	33.3	3-4	75.0	7-1.4	3-0.6	3	4	3	0	1
Noore	9	10-26	38.5	0-2	0.0	10-28	35.7	0-4	0.0	20-2.2	26-2.9	14	2	5	0	6
Pearson	24	41-130	31.5	34-124	27.4	75-254	29.5	29-50	58.0	213-8.9	64-2.7	69	35	53	4	22
Bland	29	193-331	58.3	16-46	34.8	209-377	55.4	152-222	68.5	586-20.2	218-7.5	97	46	68	8	34
Jackson	28	13-28	46.4	0-2	0.0	13-30	43.3	12-22	54.5	38-1.4	39-1.4	25	12	22	3	8
White	10	19-30	63.3	1-2	50.0	20-32	62.5	11-13	84.6	52-5.2	39-3.9	17	11	14	2	9
Goodloe	23	26-54	48.1	0-1	0.0	26-55	47.3	19-31	61.3	71-3.1	57-2.5	45	9	20	8	10
Cowan	15	29-65	44.6	26-73	35.6	55-138	39.9	13-20	65.0	149-9.9	31-2.1	40	39	26	0	10
TOTALS	32	667-1422	46.9	150-526	28.5	817-1948	41.9	434-645	67.3	2218-69.3	912-28.5	587	489	467	92	244

TOUGALOO COLLEGE WOMEN'S BASKETBALL STATISTICS

PLAYERS	GA	2-PT		3-PT		TOTAL				TOTAL		PF	AST	TO	BL	ST
		FGM-FGA	PCT	FGM-FGA	PCT	FGM-FTA	PCT	FTM-FTA	PCT	PTS-AVG	REB-AVG					
Brown	32	72-207	34.8	2-12	16.7	74-219	33.8	31-57	54.4	181-5.7	77-2.4	64	65	95	3	36
Christmas	31	148-291	50.9	0-0	0.0	148-291	50.9	62-140	44.3	358-11.5	310-10.0	97	12	73	7	29
Griffin	31	26-117	22.2	18-110	16.4	44-227	19.4	28-51	54.9	134-4.3	100-3.2	54	20	51	1	34
Jones	10	13-51	25.5	1-2	50.0	14-53	26.4	1-3	33.3	30-3.0	35-3.5	13	0	5	61	5
Lewis	19	11-34	32.4	0-0	0.0	11-34	32.4	1-3	33.3	23-1.2	14-0.7	11	5	10	0	3
McKay	30	242-469	51.6	0-3	0.0	242-472	51.3	82-162	50.6	566-18.9	227-7.6	94	31	86	1	48
McLeod	10	3-14	21.4	0-1	0.0	3-15	20.0	6-10	60.0	12-1.2	5-0.5	7	5	5	0	2
Patrick	32	24-113	21.2	51-143	35.7	75-236	29.3	16-22	72.7	217-6.8	36-1.1	73	34	80	0	19
Patton	11	21-39	53.8	0-0	0.0	21-39	53.8	4-13	30.8	46-4.2	23-2.1	37	20	43	0	14
A. Robinson	11	1-4	25.0	0-6	0.0	1-10	10.0	0-1	0.0	2-0.2	0-0.0	6	0	11	0	0
B. Robinson	30	32-87	36.8	1-3	33.3	33-90	36.7	18-42	42.9	85-2.8	91-3.0	43	11	24	2	22
Thomas	32	77-243	31.7	54-180	30.0	131-423	31.0	32-62	51.6	348-10.9	94-2.9	114	152	227	3	95
Vickers	32	48-160	30.0	0-8	0.0	48-168	28.6	31-60	51.7	127-4.0	125-3.9	58	20	49	4	20
TOTALS	32	718-1829	39.3	150-526	27.1	817-1948	36.8	312-626	49.8	2129-66.5	912-28.5	671	375	759	22	327



**ADDRESS:** Tuscan Avenue  
Hattiesburg, MS 39401-9913

Nickname: Crusaders, Lady Saders  
Colors: Red, Black, White  
President: Dr. James W. Edwards

Enrollment: 2300  
Fax Number: 601-582-6111

**ATHLETIC DIRECTOR** ..... **STEVE KNIGHT**  
Phone: 601-582-6111 Home: 601-582-6389

**COACHING STAFF:**

**MEN'S BASKETBALL HEAD** ..... **STEVE KNIGHT**  
Phone: 601-582-6111 Home: 601-582-6389  
Assistant - Tracy English  
Phone: 601-582-6111 Home: 601-261-2441  
Student Assistant - LaRon Brumfield

**WOMEN'S BASKETBALL HEAD** ..... **TRACY ENGLISH**  
Phone: 601-582-6111 Home: 601-261-2441  
Student Assistant - Mark Simmons

**BASEBALL HEAD** ..... **BOBBY HALFORD**  
Phone: 601-582-6110 Home: 601-264-1550  
Graduate Assistant - Hayden Cox  
Student Assistant - Stephen Fuller

**WOMEN'S SOFTBALL HEAD** ..... **TBA**

**TENNIS HEAD (Men and Women)** ..... **JACK JONES**  
Phone: 601-582-6187 Home: 601-583-3805  
Assistant (Men and Women) - Gavin Bradshaw

**MEN'S SOCCER HEAD** ..... **DOUG STOVALL**  
Phone: 601-865-1504 Home: 601-896-6978  
Graduate Assistant - Barrington Gaynor

**WOMEN'S SOCCER HEAD** ..... **WILLIAM B. FINDLEY, II**  
Phone: 601-865-1518  
Assistant - Katie Anderson

**SPORTS INFORMATION/PUBLICITY:** Each coach is responsible.

**FACULTY ATHLETIC REPRESENTATIVE** ..... **DR. E. MILTON WHEELER**  
Phone: 601-582-6165 Home: 601-268-3126

**REGISTRAR** ..... **MRS. SARAH BURRUS**

WILLIAM CAREY COLLEGE MEN'S BASKETBALL STATISTICS

PLAYERS	2-PT			3-PT			TOTAL			TOTAL			REB-AVG	AST	TO	BL	ST	PF
	GA	FGM-FGA	PCT	FGM-FGA	PCT	FGM-FGA	PCT	FTM-FTA	PCT	PTS-AVG								
Norman	30	48-124	38.7	26-81	32.1	74-205	36.1	60-92	65.2	234-7.8	53-1.8	74	68	0	31	62		
Windham	33	26-73	35.6	9-44	20.5	35-117	29.9	43-64	67.2	122-3.7	71-2.2	147	104	0	51	58		
Morris	10	2-6	33.3	2-11	18.2	4-17	23.5	2-2	100.0	12-1.2	8-0.8	3	10	1	2	4		
White	0	0-0	00.0	0-0	00.0	0-0	00.0	0-0	00.0	0-0	0-0	9	0	0	0	0		
Owens	6	14-34	41.2	4-12	33.3	18-46	39.1	5-11	45.5	45-7.5	15-2.5	10	9	0	6	7		
Glass	32	36-77	46.8	32-89	36.0	68-166	41.0	18-35	51.4	186-5.8	72-2.3	23	52	5	11	61		
Cooperm	33	132-215	52.2	58-191	30.4	190-406	46.8	77-117	65.8	515-15.6	160-4.9	70	94	13	46	76		
Nunley	23	59-113	52.2	25-100	25.0	84-213	39.4	41-68	60.3	234-10.2	107-4.7	37	49	5	35	38		
Hardene	27	9-31	29.0	1-8	12.5	10-39	25.6	2-5	40.0	23-0.9	33-1.2	11	15	3	8	22		
Mitchell	17	24-48	50.0	0-1	00.0	24-49	49.0	7-15	46.7	55-3.2	39-2.3	1	17	2	6	16		
John	33	204-325	62.8	6-33	18.2	210-358	58.7	100-157	63.7	526-15.9	326-9.9	39	91	52	50	91		
Cox	33	47-106	44.3	6-27	22.2	53-133	39.9	37-66	56.1	149-4.5	75-2.3	13	30	3	7	65		
Hawthorne	32	120-230	52.2	0-6	00.0	120-236	50.9	107-190	56.3	347-10.8	243-7.6	25	47	76	36	68		
Adams	3	4-10	40.0	0-0	00.0	4-10	40.0	3-7	42.9	11-3.7	11-3.7	0	0	2	0	6		
Stewart	1	0-0	00.0	0-0	00.0	0-0	00.0	0-0	00.0	0-0	3-3.0	0	1	0	0	1		
Mackey	16	6-13	46.2	0-10	00.0	6-23	26.1	5-8	62.5	17-1.1	7-0.4	3	8	0	2	10		
Madden	30	21-48	43.8	6-33	18.2	27-81	33.3	18-44	40.9	78-2.6	76-2.5	58	51	0	24	54		
TOTALS	33	752-1453	51.8	175-646	27.1	927-2099	44.2	525-881	59.6	2554-77.4	1449-43.9	523	646	162	315	639		

WILLIAM CAREY COLLEGE WOMEN'S BASKETBALL STATISTICS

PLAYERS	2-PT			3-PT			TOTAL			TOTAL			REB-AVG	AST	TO	BL	ST	PF
	GA	FGM-FGA	PCT	FGM-FGA	PCT	FGM-FGA	PCT	FTM-FTA	PCT	PTS-AVG								
Thompson	29	48-107	44.9	2-11	18.2	50-118	42.4	42-63	66.7	144-5.0	87-3.0	65	72	0	33	70		
Agee	30	83-156	53.2	100-196	51.0	183-352	52.0	48-73	65.8	514-17.1	122-4.1	83	123	4	68	74		
Keyes	30	50-159	31.4	17-42	40.5	67-201	33.3	26-53	49.1	177-5.9	173-5.8	129	115	4	61	53		
Strickland	29	26-76	34.2	3-34	8.8	29-110	26.4	12-20	60.0	73-2.5	55-1.9	36	43	0	7	18		
Armstrong	4	14-25	56.0	0-1	00.0	14-26	53.8	7-9	77.8	35-8.8	25-6.3	2	6	1	2	5		
Lucas	30	174-290	60.0	0-0	00.0	174-290	60.0	34-66	51.6	382-12.7	181-6.0	35	82	32	30	72		
Beavers	13	11-25	44.0	0-0	00.0	11-25	44.0	6-10	60.0	28-2.2	19-1.5	0	11	1	0	15		
Wilson	30	59-159	37.1	1-3	33.3	60-162	37.0	33-52	63.5	154-5.1	113-3.8	105	139	1	75	65		
Caldwell	28	22-56	39.3	1-25	4.0	23-81	28.4	11-17	64.7	58-2.1	41-1.5	32	49	1	15	36		
Jones	30	222-444	50.0	0-7	00.0	222-451	49.2	132-199	66.3	576-19.2	249-8.3	29	78	8	39	82		
Brown	29	31-16	51.6	1-1	100.0	32-77	41.6	8-21	38.1	73-2.5	91-3.1	8	34	5	11	71		
Camacho	0	0-0	00.0	0-0	00.0	0-0	00.0	0-0	00.0	0-0	0-0	0	0	0	0	0		
TOTALS	30	740-1573		125-320		865-1893		359-583		2214-73.8	1156-38.5	524	752	57	341	561		

**XAVIER UNIVERSITY OF LOUISIANA**

**ADDRESS:** 7325 Pine and Palmetto      Nickname: Gold Rush, Gold Nuggets  
New Orleans, LA 70125      Colors: White and Gold  
Enrollment: 3400      President: Dr. Norman C. Francis  
Fieldhouse: The Barn (Seats 1200)  
Fax Number: 504-482-1561

**ATHLETIC DIRECTOR** ..... **FELIX JAMES**  
Phone: 504-483-7329      Home: 504-277-3162

**COACHING STAFF:**

**MEN'S BASKETBALL HEAD** ..... **DALE VALDERY**  
Phone: 504-483-7314      Home: 504-241-6220  
Assistant  
Phone: 504-483-7314      Home: 504-945-2136  
- Anthony Roman  
**WOMEN'S BASKETBALL HEAD** ..... **JANICE JOSEPH**  
Phone: 504-483-7333      Home: 504-482-7888  
Assistant  
Phone: 504-483-7329      Home: 504-482-7888  
- Dannton Jackson  
**CROSS COUNTRY** (Men's & Women's) ..... **DANNTON JACKSON**  
Phone: 504-483-7329  
**TENNIS** (Men's & Women's) ..... **TBA**  
Phone: 504-483-7329

**SPORTS INFORMATION/PUBLICITY** ..... **RICHARD TUCKER**  
Phone: 504-483-7568      Home: 504-455-2935

**INTRAMURAL DIRECTOR** ..... **SILAS STEELE**  
Phone: 504-483-7334

**FACULTY ATHLETIC REPRESENTATIVE** ..... **SR. GRACE MARY FLICKINGER**  
Phone: 504-483-7526      Home: 504-482-0917

**REGISTRAR** ..... **SR. SANDRA SCHMIDT, S.B.S**  
Phone: 504-486-7411, ext.3583      Home: 504-482-0917

XAVIER UNIVERSITY MEN'S BASKETBALL STATISTICS

<u>PLAYERS</u>	<u>GA</u>	2-PT		3-PT		TOTAL		TOTAL							
		<u>FGM-FGA</u>	<u>FGM-FGA</u>	<u>PCT</u>	<u>FTM-FTA</u>	<u>PCT</u>	<u>PTS-AVG</u>	<u>REB-AVG</u>	<u>AST</u>	<u>TO</u>	<u>BL</u>	<u>ST</u>	<u>PF</u>		
Eggleston	31	78-226	22-92	34.5	91-122	74.6	269-8.7	63-2.0	100	104	0	92	91		
Montgomery	30	104-240	63-156	43.3	29-43	67.4	300-10.0	87-2.9	34	58	4	22	62		
Britton	31	122-265	20-52	46.0	71-109	65.1	335-10.8	153-4.9	53	76	6	26	88		
Fulford	31	120-207	1-4	58.0	44-71	62.0	285-9.2	137-4.4	46	56	6	25	90		
Wilder	31	185-349	12-40	53.0	99-172	57.6	481-15.5	221-7.1	70	77	22	45	83		
Thornton	30	52-85	0-0	61.2	24-44	54.5	128-4.3	91-3.0	8	27	9	13	49		
Roberts	30	29-83	10-28	34.9	19-27	70.4	87-2.9	33-1.1	21	39	0	5	23		
Cliff	29	22-51	3-10	43.1	15-20	75.0	62-2.1	51-1.8	19	23	0	6	32		
Crenshaw	28	30-72	4-11	41.7	28-41	68.3	92-3.3	30-1.1	6	24	1	12	13		
Van Dalm	4	3-6	3-4	50.0	0-0	N/A	9-2.3	1-0.3	3	3	0	3	1		
Robinson	20	13-24	1-2	54.2	12-18	66.7	39-2.0	19-1.0	0	5	1	2	16		
Murray	19	10-19	0-0	52.6	4-12	33.3	24-1.3	22-1.2	1	7	1	1	22		
Pinales	13	56-99	0-0	56.6	39-65	60.0	151-11.6	66-5.1	7	31	9	21	38		
Woller	8	9-16	1-4	56.3	4-6	66.7	23-2.9	15-1.9	2	5	2	3	7		
<b>TOTALS</b>	<b>31</b>	<b>833-1742</b>	<b>140-403</b>	<b>47.8</b>	<b>479-750</b>	<b>63.9</b>	<b>2285-73.7</b>	<b>989-35.1</b>	<b>370</b>	<b>535</b>	<b>61</b>	<b>276</b>	<b>615</b>		

XAVIER UNIVERSITY WOMEN'S BASKETBALL STATISTICS

<u>PLAYERS</u>	<u>GA</u>	2-PT		3-PT		TOTAL		TOTAL							
		<u>FGM-FGA</u>	<u>FGM-FGA</u>	<u>PCT</u>	<u>FTM-FTA</u>	<u>PCT</u>	<u>PTS-AVG</u>	<u>REB-AVG</u>	<u>AST</u>	<u>TO</u>	<u>BL</u>	<u>ST</u>	<u>PF</u>		
Jones	32	127-278	3-12	45.7	64-98	65.3	321-10.0	153-4.8	103	100	3	83	53		
Johnson	32	58-166	11-32	34.9	35-50	70.0	162-5.1	88-2.8	87	82	1	63	69		
Henry	32	97-261	26-95	37.2	41-66	62.1	261-8.2	93-2.9	104	81	6	69	78		
Hendy	32	187-323	0-1	57.9	91-152	59.9	465-14.5	219-6.8	22	53	2	56	76		
Burton	32	136-309	0-4	44.0	62-107	57.9	334-10.4	214-6.7	24	51	13	44	69		
Stovall	32	146-286	7-29	51.0	51-92	55.4	350-10.9	132-4.1	55	77	7	64	86		
Guillory	26	25-74	0-5	33.8	13-30	43.3	70-2.7	24-0.9	9	20	0	6	22		
King	25	18-59	5-21	30.5	6-7	85.7	42-1.7	34-1.4	10	14	0	2	9		
Stewart	24	20-58	0-0	34.5	7-11	63.6	52-2.2	13-0.5	37	21	0	9	13		
Sherman	21	7-21	0-0	33.3	5-14	35.7	19-0.9	27-1.3	0	9	0	1	22		
Evans	31	97-198	0-0	49.0	61-99	61.6	255-8.2	154-5.0	15	42	13	27	63		
Pollard	24	21-56	0-0	37.5	9-19	47.4	51-2.1	58-2.4	9	15	1	8	33		
Lee	21	12-28	0-0	42.9	5-11	45.5	29-1.4	16-0.8	3	10	0	4	8		
Davis	1	0-0	0-0	00.0	0-0	00.0	0-0.0	0-0.0	1	2	0	1	0		
<b>TOTALS</b>	<b>31</b>	<b>951-2117</b>	<b>59-224</b>	<b>44.9</b>	<b>450-756</b>	<b>59.5</b>	<b>2411-75.3</b>	<b>1225-42.1</b>	<b>479</b>	<b>577</b>	<b>46</b>	<b>439</b>	<b>601</b>		



GCAC STANDINGS

TEAM	DIST. W-L	.PCT	OVERALL	.PCT	GCAC	GCAC PLAYOFFS
1. University of Mobile	16 - 0	1.000	32 - 3	.914	13- 3	First Round: Wm. Carey 92 Belhaven 62
2. Spring Hill College	13 - 3	.813	22 -10	.688	12- 4	Xavier 74 Tougaloo 66
3. Xavier University	10 - 6	.625	21 -10	.677	12- 4	
4. William Carey College	8 - 8	.500	17 -16	.515	8- 8	Semifinals: Mobile 78 Wm. Carey 69
5. Belhaven College	7 - 9	.438	15 -17	.469	8- 8	Sp. Hill 75 Xavier 67
6. Tougaloo College	5 -11	.313	11 -21	.344	7- 9	
7. Dillard University	5 -11	.313	15 -17	.469	5-11	Championship: SPRING HILL 83 Mobile 67
8. SUNO	5 -11	.313	12 -15	.444	4-12	
9. Louisiana College	3 -13	.188	9 -16	.360	3-13	

GCAC CHAMPION: SPRING HILLTEAM SCORING

TEAM	OFF.	DEF.	MARGIN
Mobile	83.3	66.1	+17.2
Spring Hill	75.6	67.3	+ 8.3
Xavier	73.7	67.1	+ 6.6
Wm. Carey	77.4	75.7	+ 1.7
SUNO	81.7	80.9	+ 0.8
Belhaven	76.8	76.3	+ 0.5
La. College	72.5	75.2	- 2.7
Tougaloo	69.3	72.5	- 3.2
Dillard	74.0	78.2	- 4.2

TEAM REBOUNDING

TEAM	AVG.	OPP.	MARGIN
Mobile	34.1	26.4	+ 7.7
Spring Hill	32.8	28.2	+ 4.6
Wm. Carey	43.9	37.8	+ 6.1
Xavier	35.1	31.6	+ 3.5
Belhaven	33.0	30.3	+ 2.7
Dillard	36.0	36.7	- 0.7
SUNO	35.7	36.7	- 1.0
Tougaloo	28.5	33.2	- 4.7
La. College	28.1	36.7	- 8.6

TOTAL FIELD GOAL SHOOTING

TEAM	J-PT FGM-FGA	TOTAL FGM-FGA	.PCT
Spring Hill	119-343	881-1718	51.3
Mobile	201-553	1037-2096	59.5
Belhaven	142-437	914-1888	48.4
Xavier	140-403	833-1742	47.8
SUNO	138-332	873-1862	46.9
La. College	151-466	699-1495	46.8
Wm. Carey	175-646	927-2099	44.2
Dillard	192-559	836-1967	42.5
Tougaloo	150-526	817-1948	41.9

FREE THROW SHOOTING

TEAM	FTM-FTA	.PCT
Mobile	646-914	70.7
Tougaloo	434-645	67.3
Xavier	479-750	63.9
La. College	264-422	62.6
Belhaven	486-780	62.3
Spring Hill	477-769	62.0
Dillard	504-834	60.4
Wm. Carey	525-881	59.6
SUNO	351-595	59.0



1993-94 MEN'S BASKETBALL INDIVIDUAL STATISTICS

SCORING

<u>NAME</u>	<u>SCHOOL</u>	<u>GA</u>	<u>2FG-3FG-FT</u>	<u>AVG.</u>
K. Warren	LC	25	151-42-104	21.3
L. Bland	TC	29	193-16-152	20.2
W. Shears	DU	31	147-57-112	18.6
K. Snearl	BC	29	198- 0- 93	16.9
K. Scales	SU	27	182- 0- 70	16.1
T. John	WC	32	204- 6-100	15.9
J. Cooper	WC	32	132-58- 77	15.6
V. Hopson	TC	32	198- 8- 77	15.5
J. Wilder	XU	30	173-12- 99	15.5
R. Gomez	SH	29	207- 0- 78	15.4
A. Tucker	DU	31	51-94- 83	15.1
M. Allen	SH	29	173- 3-112	14.6
T. King	LC	25	149- 0- 41	13.6
A. Burton	SU	25	139- 4- 46	13.4
R. Parker	SH	29	94-50- 57	12.3
D. Brinkley	BC	32	88-54- 47	12.0

REBOUNDING

<u>NAME</u>	<u>SCHOOL</u>	<u>GA</u>	<u>REB</u>	<u>AVG</u>
T. John	WC	32	316	9.9
S. Hawthorne	WC	31	240	7.7
A. Burton	SU	25	193	7.7
K. Snearl	BC	29	223	7.7
V. Hopson	TC	32	244	7.6
L. Bland	TC	29	218	7.5
P. Ruffin	DU	30	215	7.2
J. Wilder	XU	31	221	7.1
W. Allen	SH	32	215	6.7
R. Gomez	SH	32	212	6.6
K. Scales	SU	27	176	6.5
M. Pullom	DU	30	188	6.3
K. Timmons	SH	23	123	5.3
E. Powell	UM	34	177	5.2
C. Dunn	UM	35	181	5.2

FREE THROW SHOOTING

<u>NAME</u>	<u>SCHOOL</u>	<u>GA</u>	<u>FTM-FTA</u>	<u>.PCT</u>
K. Warren	LC	25	104-133	78.2
W. Shears	DU	31	112-150	74.7
O. Eggleston	XU	31	91-122	74.6
V. Hopson	TC	31	77-106	72.6
D. Powell	UM	34	91-128	71.1

ASSISTS

<u>NAME</u>	<u>SCHOOL</u>	<u>GA</u>	<u>AST</u>	<u>AVG</u>
K. Warren	LC	25	135	5.4
C. Williams	TC	31	147	4.7
S. Windham	WC	33	147	4.5
R. Williams	BC	31	112	3.6
J. Simmons	BC	32	111	3.5

TOTAL FIELD GOAL SHOOTING

<u>NAME</u>	<u>SCHOOL</u>	<u>GA</u>	<u>FGM-FGA</u>	<u>.PCT</u>
K. Snearl	BC	29	198-295	67.1
M. Allen	SH	32	174-263	66.2
E. Polite	UM	35	168-276	60.9
T. King	LC	25	149-244	61.1
T. John	WC	33	210-358	58.7
P. Ruffin	DU	30	122-216	56.5
L. Bland	TC	29	209-377	55.4
K. Scales	SU	27	182-333	54.7
A. Burton	SU	25	143-266	53.8
J. Wilder	XU	31	185-349	53.0

THREE POINT FIELD GOAL SHOOTING

<u>NAME</u>	<u>SCHOOL</u>	<u>GA</u>	<u>FGM-FGA</u>	<u>.PCT</u>
R. Carter	BC	30	37- 87	42.5
D. Montgomery	XU	30	63-156	40.4
A. Tucker	DU	31	94-233	40.3
D. Brinkley	BC	32	54-136	39.7
H. Travis	LC	25	49-125	39.2
R. Parker	SH	32	54-134	37.3
S. Sterling	SH	32	42-113	37.2
S. Glass	WC	32	32- 89	36.0
C. Cowan	TC	15	26- 73	35.6
K. Warren	LC	25	42-123	34.1



Team Scoring, Seas. Avg. Off. Wm. Carey, 1989-90, 94.7	Individual Scoring, Seas., Total Points Gray, Wm. Carey, 1985-86, 773
Team Scoring, Seas. Avg., Def. Belhaven, 1981-82, 55.6	Individual Scoring, Seas., Game Avg. Jones, Dillard, 1988-89, 26.0
Team Scoring, Seas. Avg., Margin Mobile Col. 1987-88, +18.6	FG Shooting, Total Made, Seas. Jones, Dillard, 1988-89, 297
Team FGW, Seas. Sp. Hill, 1987-88, 1244	FG Shooting, Seas., Pct. Gullett, Xavier, 1981-82, .678 (118/174)
Team FG Pct., Seas. Sp. Hill, 1987-88, .560 (1244/2221)	FT Shooting, Total Made, Seas. Woody, Wm. Carey, 1984-85, 189 Gray, Wm. Carey, 1985-86, 189
Team FTM, Seas. Wm. Carey, 1988-89, 709	FT Shooting, Seas., Pct. Hamilton, La. College, 1984-85, .886 (62-70)
Team FT Pct., Seas. Wm. Carey, 1982-83, .757 (433/572)	Individual Reb., Seas., Total Cooper, Wm. Carey, 1983-84, 346
Team Reb., Seas. Avg., Off. Wm. Carey, 1989-90, 48.9	Individual Reb., Seas., Game Avg. Myers, Xavier, 1982-83, 11.2
Team Reb., Seas. Avg., Def. Dillard, 1986-87, 41.5	Assists, Total, Seas. Nelson, Spring Hill, 1987-88, 279
Team Reb., Seas. Avg., Margin Wm. Carey, 1989-90, +10.4	Assists, Seas., Game Avg. Nelson, Spring Hill, 1987-88, 6.9
Team Three Point FG, Total Seas. La. Col., 1991-92, 235	Three Point FG, Seas., Total Francisco Hardy, Wm. Carey, 1990-91. 109
Team Three Point FG, Seas. Pct. SUNO, 1987-88, .435 (85-195)	Three Point FG, Seas. Pct. Clemons, Mobile, 1993-4, .537 (22-41)
Most Wins, Team, Seas. Mobile, 1993-94, 32	Team Record, Best Pct. Mobile, 1993-94, .941 (32-2)



**GCAC MEN'S BASKETBALL INDIVIDUAL GAME RECORDS**  
(Through 1993-94 Season)

**INDIVIDUAL SINGLE GAME**

<b>Most Points Scored</b>	- 41, Juan Mercier, Xavier vs Belhaven, Feb 14, 1987.
	- 41, Eugene Thomas, Dillard vs Tougaloo, Feb 7, 1991
<b>Most Field Goals Attempted</b>	- 31, Juan Mercier, Xavier vs Belhaven, Feb 14, 1987.
<b>Most Field Goals Made</b>	- 17, Eugene Johnson, Xavier vs Wm. Carey, Feb 12, 1982.
<b>Most Free Throws Attempted</b>	- 21, Juan Mercier, Xavier vs La. Col., Jan 19, 1987.
<b>Most Free Throws Made</b>	- 17, Tony Woody, Wm. Carey vs Dillard, Jan 14, 1985.
<b>Most Three Point FG Attempted</b>	- 17, Barry Johnson, Dillard vs Tougaloo, Jan 21, 1989
<b>Most Three Point FG Made</b>	- 10, Francisco Hardy, Wm. Carey vs Tougaloo, Jan 24, 1991
<b>Most Rebounds</b>	- 22, Zac Cooper, Wm. Carey vs Spring Hill, Feb 12, 1983
<b>Most Assists</b>	- 19, Derrick Collins, Xavier vs Spring Hill, Feb 3, 1986
<b>Most Steals</b>	- 8, Leslie McClinton, Wm. Carey vs Spring Hill, Jan 29, 1990
	- 8, Dennis Powell, UM vs Xavier, Jan 21, 1993
<b>Most Blocked Shots</b>	- 6, Leslie McClinton, Wm. Carey vs SUNO, Jan 20, 1990
	- 6, Julian Moore, Wm. Carey vs Mobile, Feb 16, 1987
	- 6, Steven Hawthorne, Wm. Carey vs Sp. Hill, Feb 17, 1994

**TEAM SINGLE GAME**

<b>Most Points Scored</b>	- 132, Wm. Carey vs SUNO, Feb 23, 1989
	- 132, Belhaven vs SUNO, Feb 16, 1991
<b>Fewest Points Scored</b>	- 31, Tougaloo vs Mobile, Jan 21, 1993
<b>Most Field Goals Attempted</b>	- 94, Wm. Carey vs Spring Hill, Feb 27, 1984
<b>Most Field Goals Made</b>	- 49, Wm. Carey vs Xavier, Feb 17, 1990
<b>Most Free Throws Attempted</b>	- 49, Xavier vs SUNO, Feb 28, 1987
<b>Most Free Throws Made</b>	- 40, Xavier vs Suno, Feb 28, 1987
	- 40, UM vs SUNO, Feb 18, 1991
<b>Most Three Point FG Attempted</b>	- 31, La. Col. vs Belhaven, Feb 25, 1991
	- 31, Wm. Carey vs Sp. Hill, Feb 17, 1994
<b>Most Three Point FG Made</b>	- 14, La. Col. vs Belhaven, Feb 25, 1991
	- 14, SUNO vs Belhaven, Feb 16, 1991
<b>Most Rebounds</b>	- 69, Wm. Carey vs Xavier, Feb 17, 1990
<b>Most Assists</b>	- 38, Wm. Carey vs SUNO, Feb 23, 1989
<b>Most Points, Losing Game</b>	- 123, SUNO vs Belhaven, Feb 16, 1991
<b>Fewest Points, Winning Game</b>	- 51, Dillard vs Belhaven, Jan 26, 1984
<b>Most Points, Both Teams</b>	- 255, Belhaven vs SUNO, Feb 16, 1991
<b>Fewest Points, Both Teams</b>	- 97, Belhaven vs Xavier, Jan 21, 1982
<b>Highest Field Goal %</b>	- 70.0%, Spring Hill vs SUNO, Jan 11, 1993
<b>Lowest Field Goal %</b>	- 32.7%, Mobile vs Wm. Carey, Jan 18, 1994
<b>Highest FG % Both Teams</b>	- 59.7%, Wm. Carey vs Belhaven, Jan 22, 1983
<b>Lowest FG % Both Teams</b>	- 33.3%, Wm. Carey vs Mobile. Jan 18, 1994





**MEN' S**

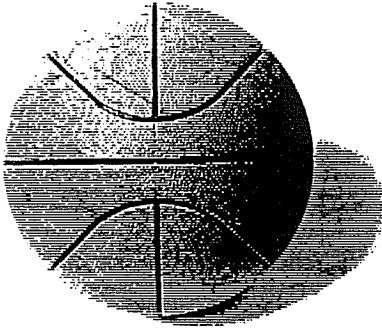
**1993-94 ALL-DISTRICT/GCAC BASKETBALL TEAM**

<u>NAME</u>	<u>SCHOOL</u>	<u>POS</u>	<u>CLASS</u>	<u>HGT</u>
Kerry Warren	La. College	G	Sr.	5-7
Kelvin Snearl	Belhaven	F	Jr.	6-4
Torrey John	William Carey	F	Jr.	6-6
Jimmie Wilder	Xavier	F	Sr.	6-6
Eric Polite	Mobile	F	Sr.	6-3
Dennis Powell	Mobile	F	Sr.	6-2
Marc Allen	Spring Hill	C	Sr.	6-10
Ronald Gomez	Spring Hill	F	Sr.	6-4
Willie Shears	Dillard	G	Sr.	6-2
Joseph Cooper	William Carey	F	Sr.	6-6
Cortez Dunn	Mobile	C	Sr.	6-6
Kurt Scales	SUNO	F	Jr.	6-6

**PLAYER OF THE YEAR:** Kerry Warren..... La. College

**FRESHMAN OF THE YEAR:** Kelvin Snearl.... Belhaven

**COACH OF THE YEAR:** Dr. Bill Elders.. Mobile



**WOMEN' S**

**1993-94 ALL-DISTRICT 30/GCAC BASKETBALL TEAM**

<u>NAME</u>	<u>SCHOOL</u>	<u>POS</u>	<u>CLASS</u>	<u>HGT</u>
Latisha Small	La. College	G	Jr.	5- 7
Sherlett Hendy	Xavier	C	Sr.	6- 1
Daphne Scott	Dillard	F	Sr.	5- 9
Sharetta Moore	Dillard	G	Sr.	5- 7
Marsha Richardson	Spring Hill	C	Sr.	6- 0
Tracy Jones	William Carey	C	Sr.	6- 1
Amy Glasgow	Belhaven	F	Jr.	5-10
Kim Wingard	Belhaven	C	Sr.	5-11
Staci Agee	William Carey	G	Sr.	5- 6
Yasantas Burton	Xavier	C	Sr.	6- 1
Kandace Bradley	La. College	C	So.	5-11
Michelle Starks	SUNO	F	Jr.	5-10

**PLAYER OF THE YEAR: Latisha Small La. College**

**NEWCOMER OF THE YEAR: Felicia Stark SUNO**

**COACH OF THE YEAR: Janice Joseph Xavier**

GCAC STANDINGS

<u>TEAM</u>	<u>DIST. W-L</u>	<u>.PCT</u>	<u>OVERALL</u>	<u>.PCT</u>	<u>GCAC PLAYOFFS</u>
1. Xavier University	15 - 1	.938	28 - 4	.875	First Round: La. College 96 Dillard 87 Xavier 76 Sp. Hill 45
2. Louisiana College	15 - 1	.938	20 - 7	.741	
3. Dillard University	10 - 6	.625	21 -11	.656	Championship: XAVIER 76 La. College 56
4. Spring Hill College	8 - 8	.500	15 -14	.517	
5. SUNO	7 - 9	.438	14 -15	.483	
6. William Carey College	6 -10	.375	13 -17	.433	
7. Belhaven College	6 -10	.375	10 -18	.357	
8. University of Mobile	5 -11	.313	15 -16	.484	
9. Tougaloo College	0 -16	.000	4 -28	.125	

GCAC CHAMPION: XAVIERTEAM SCORING

<u>TEAM</u>	<u>OFF.</u>	<u>DEF.</u>	<u>MARGIN</u>
Xavier	75.3	53.2	+22.1
La. College	78.2	68.0	+10.2
Dillard	76.4	67.7	+ 8.7
SUNO	75.0	69.8	+ 5.2
Wm. Carey	73.8	73.0	+ 0.8
Spring Hill	67.7	67.5	+ 0.2
Mobile	62.5	66.0	- 3.5
Belhaven	64.7	69.7	- 5.0
Tougaloo	66.5	84.4	-17.9

TEAM REBOUNDING

<u>TEAM</u>	<u>AVG.</u>	<u>OPP.</u>	<u>MARGIN</u>
Dillard	41.8	34.2	+ 7.6
Xavier	42.1	35.2	+ 6.9
La. College	41.3	35.3	+ 6.0
Wm. Carey	38.5	37.0	+ 1.5
Belhaven	31.2	31.8	- 0.6
Tougaloo	35.5	36.3	- 0.8
SUNO	42.3	43.6	- 1.3
Spring Hill	36.8	38.8	- 2.0
Mobile	32.2	37.4	- 5.2

TOTAL FIELD GOAL SHOOTING

<u>TEAM</u>	<u>3-PT FGM-FGA</u>	<u>TOTAL FGM-FGA</u>	<u>.PCT</u>
Wm. Carey	125-320	865-1893	45.7
Xavier	59-224	951-2117	44.9
La. College	80-240	839-1882	44.6
Dillard	46-172	936-2130	43.9
Belhaven	59-232	707-1669	42.4
SUNO	93-274	865-2054	42.1
Spring Hill	81-301	746-1808	41.3
Mobile	62-210	741-1904	38.9
Tougaloo	127-468	845-2297	36.8

FREE THROW SHOOTING

<u>TEAM</u>	<u>FTM-FTA</u>	<u>.PCT</u>
Belhaven	334-484	69.0
Dillard	526-815	64.5
Spring Hill	389-608	64.0
La. College	353-562	62.8
Mobile	387-625	61.9
Wm. Carey	359-583	61.6
Xavier	450-756	59.5
SUNO	396-688	57.6
Tougaloo	312-626	49.8



1993-94 WOMEN'S BASKETBALL INDIVIDUAL STATISTICS

SCORING

<u>NAME</u>	<u>SCHOOL</u>	<u>GA</u>	<u>2FG-3FG-FT</u>	<u>AVG</u>
K. Wingard	BC	26	215- 0-116	21.0
T. Jones	WC	30	222- 0-132	19.2
C. McKay	TC	30	242- 0- 82	18.9
D. Scott	DU	32	228- 0-123	18.1
L. Small	LC	27	178-18- 73	17.9
A. Glasgow	BC	28	215- 0- 69	17.8
S. Moore	DU	32	203-15- 98	17.2
S. Agee	WC	30	83-100-48	17.1
S. Johnson	SU	26	124-39- 70	16.7
S. Hendy	XU	32	187- 0- 91	14.5
M. Starks	SU	26	151- 0- 74	14.5
K. Bradley	LC	27	163- 0- 53	14.0
M. Richardson	SH	28	161- 7- 44	13.8
F. Starks	SU	28	153- 0- 74	13.6
D. Lucas	WC	30	174- 0- 34	12.7

REBOUNDING

<u>NAME</u>	<u>SCHOOL</u>	<u>GA</u>	<u>REB</u>	<u>AVG</u>
D. Scott	DU	32	398	12.4
T. Christmas	TC	31	310	10.0
F. Starks	SU	28	254	9.1
K. Wingard	BC	26	234	9.0
T. Jones	WC	30	249	8.3
A. Glasgow	BC	28	223	8.0
M. Richardson	SH	28	219	7.8
C. McKay	TC	30	227	7.6
K. Bradley	LC	27	196	7.3
M. Starks	SU	26	186	7.2
N. Jones	LC	27	193	7.1
L. Small	LC	27	185	6.9
S. Hendy	XU	32	219	6.8
Y. Burton	XU	32	214	6.7
D. Walker	DU	32	206	6.4
A. Kahn	SH	29	177	6.1
L. McGaha	LC	27	164	6.1
D. Lucas	WC	30	181	6.0
S. Keyes	WC	30	173	5.8
S. Moore	DU	32	175	5.5
S. Bailey	UM	29	158	5.4
T. Pugh	UM	29	147	5.1

FREE THROW SHOOTING

<u>NAME</u>	<u>SCHOOL</u>	<u>GA</u>	<u>FTM-FTA</u>	<u>.PCT</u>
D. Scott	DU	32	123-157	78.3
S. Moore	DU	32	98-130	75.4
K. Wingard	BC	26	111-154	72.1
S. Johnson	SU	26	70-103	68.0
T. Jones	WC	30	132-199	66.3

ASSISTS

<u>NAME</u>	<u>SCHOOL</u>	<u>GA</u>	<u>AST</u>	<u>AVG</u>
L. Small	LC	27	200	7.4
L. Thomas	TC	32	152	4.8
S. Keyes	WC	30	129	4.3
Y. Brundidge	UM	31	113	3.6
T. Wilson	WC	30	105	3.5

TOTAL FIELD GOAL SHOOTING

<u>NAME</u>	<u>SCHOOL</u>	<u>GA</u>	<u>FGM-FGA</u>	<u>.PCT</u>
D. Lucas	WC	30	174-290	60.0
S. Hendy	XU	32	187-323	57.9
F. Starks	SU	28	153-279	54.8
C. McKay	TC	30	242-469	51.6
T. Christmas	TC	31	148-291	50.9
D. Scott	DU	32	228-460	49.6
K. Bradley	LC	27	163-334	48.8
S. Moore	DU	32	218-461	47.3
M. Richardson	SH	28	168-363	46.3
L. Small	LC	27	196-440	44.5

THREE POINT FIELD GOAL SHOOTING

<u>NAME</u>	<u>SCHOOL</u>	<u>GA</u>	<u>FGM-FGA</u>	<u>.PCT</u>
S. Agee	WC	30	100-196	51.0
C. Arthur	LC	27	42-115	36.5
K. Patrick	TC	32	51-143	35.7
M. Ferguson	UM	31	44-139	31.7
L. Thomas	TC	32	54-180	30.0



**GCAC WOMEN'S BASKETBALL SEASON RECORDS**  
(Through 1993-94 Season)

Team Scoring, Seas. Avg., Off. La. College, 1985-86, 86.7	Individual Scoring, Seas., Total Points Jones, Ta., Wm. Carey, 1992-93, 923
Team Scoring, Seas. Avg. Def. La. College, 1982-83, 57.0	Individual Scoring, Seas., Game Avg. McCullon, Wm. Carey, 1986-87, 32.1
Team Scoring, Seas. Avg., Margin Dillard, 1983-84, +22.1 Xavier, 1993-94, +22.1	FG Shooting, Total Made, Seas. Jones, Ta. Wm. Carey, 1992-93, 373
Team FGM, Seas. La. College, 1985-86, 1181	FG Shooting, Seas., Pct. Beasley, Wm. Carey, 1982-83, .642 (217/338)
Team FG Pct., Seas. Wm. Carey, 1986-87 .527 (895-1697)	FT Shooting, Total Made, Seas. Joseph, La. College, 1985-86, 192
Team FTN, Seas. Mobile, 1991-92, 515	FT Shooting, Seas., Pct. Quinn, Wm. Carey, 1983-84, .869 (80/92)
Team FT Pct., Seas. La. College, 1988-89, .762 (502/659)	Individual Reb., Seas., Total Franklin, Dillard, 1984-85, 446
Team Reb., Seas. Avg., Off. Dillard, 1983-84, 45.4	Individual Reb., Seas., Game Avg. Franklin, Dillard, 1984-85, 17.2
Team Reb., Seas. Avg., Def. Belhaven, 1982-83, 50.0	Assists, Total, Seas. Joseph, La. College, 1985-86, 283
Team Reb., Seas. Avg., Margin Dillard, 1983-84, +14.5	Assists, Seas., Game Avg. Young, Wm. Carey, 1986-87, 10.1
Team Three Point FG, Total Seas. Dillard, 1987-88, 118	Three Point FG, Seas., Total Johnson, La. College, 1987-88, 84
Team Three Point FG, Seas. Pct. Belhaven, 1988-89, .449	Three Point FG, Seas. Pct. Barnes, Belhaven, 1988-89, .562 (54-96)
Most Wins, Team, Seas. La. College, 1985-86, 31	Team Record, Best Pct. La. College, 1985-86, .912 (31-3)



GCAC WOMEN'S BASKETBALL INDIVIDUAL GAME RECORDS  
(Through 1993-94 Season)

33

INDIVIDUAL SINGLE GAME

Most Points Scored	- 50, Demetria Lang, Xavier vs SUNO, Feb 10, 1987
Most Field Goals Attempted	- 30, Demetria Lang, Xavier vs SUNO, Feb 10, 1987
Most Field Goals Made	- 22, Demetria Lang, Xavier vs SUNO, Feb 10, 1987
Most Free Throws Attempted	- 20, Tammie Beasley, Wm. Carey vs Dillard, Feb 13, 1984
Most Free Throws Made	- 16, Debbie Watts, La. Col. vs Mobile Col., Jan 28, 1989
Most Three Point FG Attempted	- 13, Debra Johnson, La. Col. vs Tougaloo, Feb 22, 1988
Most Three Point FG Made	- 7, Debra Johnson, La. Col. vs Tougaloo, Feb 1, 1988
Most Rebounds	- 22, Demetria Lang, Xavier vs Spring Hill, Feb 16, 1987
Most Assists	- 18, Angel Young, Wm. Carey vs SUNO, Jan 22, 1987
Most Steals	- 10, Shantia Lockett, Wm. Carey vs Tougaloo, Feb 8, 1993
Most Blocked Shots	-

TEAM SINGLE GAME

Most Points Scored	- 118, Mobile vs Tougaloo, Feb 6, 1993
Fewest Points Scored	- 31, Tougaloo vs. Mobile, Jan 21, 1993
Most Field Goals Attempted	- 101, Xavier vs Tougaloo, Feb 1, 1993
Most Field Goals Made	- 50, Wm. Carey vs Tougaloo, Feb 8, 1993
Most Free Throws Attempted	- 47, Mobile College vs. Spring Hill, Feb 1, 1992
Most Free Throws Made	- 33, SUNO vs Mobile College, Jan 27, 1989
Most Three Point FG Attempted	- 21, Wm. Carey vs La. College, Feb 13, 1993
Most Three Point FG Made	- 10, Wm. Carey vs Tougaloo, Feb 8, 1993
Most Rebounds	- 74, Xavier vs Tougaloo, Feb 1, 1993
Most Assists	- 39, Wm. Carey vs Tougaloo, Feb 8, 1993
Most Points, Losing Game	- 98, La. College vs SUNO, Feb 13, 1989
Fewest Points, Winning Game	- 50, Spring Hill vs Belhaven, Dec 8, 1982
Most Points, Both Teams	- 206, SUNO vs La. College, Feb 13, 1989
Fewest Points, Both Teams	- 94, Spring Hill vs Belhaven, Dec 8, 1982 Xavier vs Belhaven, Feb 18, 1984
Highest Field Goal %	- 75.0, Wm. Carey vs Dillard, Feb 7, 1987
Lowest Field Goal %	- 18.4, Tougaloo vs. Mobile College, Feb 8, 1992
Highest FG %, Both Teams	- 60.0, Wm. Carey vs Dillard, Feb 7, 1987
Lowest FG %, Both Teams	- 33.3, La. College vs Wm. Carey, Feb 24, 1990

## GCAC BASKETBALL SCHEDULE 1994-95

Thursday, January 12  
Wm. Carey at Spring Hill

Saturday, January 14  
\*Belhaven at Dillard  
Spring Hill at Tougaloo  
Mobile at La. College  
Xavier at SUNO

Thursday, January 19  
SUNO at Spring Hill  
La. College at Tougaloo  
Dillard at Mobile  
\*Wm. Carey at Belhaven

Saturday, January 21  
Belhaven at Xavier  
Dillard at Wm. Carey  
Mobile at Tougaloo  
\*Spring Hill at La. College

Monday, January 23  
Xavier at Spring Hill  
Tougaloo at SUNO  
Wm. Carey at Mobile  
Belhaven at La. College

Wednesday, January 25  
\*Spring Hill at Dillard

Thursday, January 26  
Wm. Carey at Xavier  
Tougaloo at Belhaven  
La. College at SUNO

Friday, January 27  
Spring Hill at Mobile

Saturday, January 28  
Dillard at Xavier  
\*La. College at Wm. Carey  
SUNO at Belhaven

Monday, January 30  
Tougaloo at Wm. Carey  
Xavier at La. College  
SUNO at Dillard  
Belhaven at Mobile

Thursday, February 2  
Belhaven at Spring Hill  
\*Xavier at Mobile  
Tougaloo at Dillard  
SUNO at Wm. Carey

Saturday, February 4  
\*Tougaloo at Xavier  
\*Mobile at SUNO  
\*Spring Hill at Wm. Carey  
La. College at Dillard

Monday, February 6  
\*Dillard at Spring Hill  
Mobile at Belhaven  
\*Wm. Carey at Tougaloo  
\*SUNO at La. College

Thursday, February 9  
Wm. Carey at Dillard  
Xavier at Belhaven

Friday, February 10  
Tougaloo at Spring Hill  
La. College at Mobile

Saturday, February 11  
\*La. College at Spring Hill  
\*Tougaloo at Mobile  
\*Belhaven at SUNO  
Xavier at Wm. Carey

Monday, February 13  
\*Xavier at Tougaloo  
SUNO at Mobile  
\*Dillard at Belhaven

Thursday, February 16  
Mobile at Dillard  
SUNO at Tougaloo  
Spring Hill at Belhaven  
La. College at Xavier

Saturday, February 18  
Wm. Carey at La. College  
Spring Hill at SUNO  
Dillard at Tougaloo  
\*Mobile at Xavier

Monday, February 20  
Spring Hill at Xavier  
Dillard at SUNO  
Belhaven at Wm. Carey  
Tougaloo at La. College

Thursday, February 23  
Mobile at Wm. Carey  
Dillard at La. College  
SUNO at Xavier  
Belhaven at Tougaloo

Saturday, February 25  
Wm. Carey at SUNO  
Mobile at Spring Hill  
La. College at Belhaven  
Xavier at Dillard


\*The men's game will be played first and the women's game last.

#### Men's Playoffs:

Eight Team Tournament at Mobile, AL., March 2-4, 1995.

#### Women's Playoffs:

Six Team Playoff at homecourt of highest seed. Game dates are March 1, March 6, and March 8.



1995 GCAC/DISTRICT 30 BASEBALL SCHEDULE

SATURDAY, FEBRUARY 25

Mobile at LA College  
Spring Hill at Belhaven

SATURDAY, MARCH 4

LA College at Spring Hill  
Belhaven at Wm. Carey

TUESDAY, MARCH 7

LA College at Belhaven

SATURDAY, MARCH 11

Wm. Carey at Mobile

SATURDAY, MARCH 18

LA College at Wm. Carey  
Spring Hill at Mobile

TUESDAY, MARCH 21

Belhaven at Mobile  
Wm. Carey at Spring Hill

SATURDAY, MARCH 25

LA College at Mobile  
Belhaven at Spring Hill

SATURDAY, APRIL 1

Spring Hill at LA College  
Wm. Carey at Belhaven

SATURDAY, APRIL 8

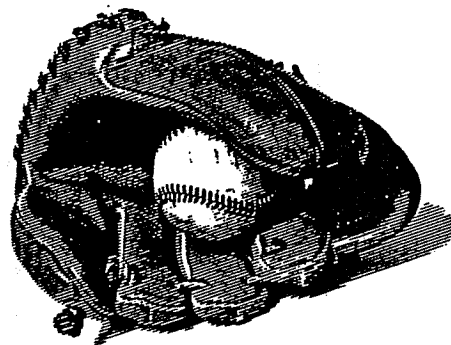
Belhaven at LA College  
Mobile at Wm. Carey

SATURDAY, APRIL 22

Wm. Carey at LA College  
Mobile at Spring Hill

SATURDAY, APRIL 29

Mobile at Belhaven  
Spring Hill at Wm. Carey





<u>PLAYERS</u>	<u>GA</u>	<u>AB</u>	<u>R</u>	<u>H</u>	<u>PO</u>	<u>A</u>	<u>E</u>	<u>ZB</u>	<u>JB</u>	<u>HR</u>	<u>SB</u>	<u>S</u>	<u>HB</u>	<u>BB</u>	<u>SO</u>	<u>RBI</u>	<u>BA</u>
Cardona	159	64	70	118	81	7	9	4	7	23	3	1	37	10	49	.440	
Kyzar	148	40	54	42	0	1	9	0	3	5	3	9	21	19	43	.365	
Van Hoose	147	44	47	261	9	4	11	0	3	2	0	9	35	22	54	.320	
Reimer	170	45	54	40	116	15	8	4	4	0	0	3	30	27	40	.318	
Howard	155	37	49	39	99	27	12	2	8	3	4	6	15	40	52	.316	
Duncan	165	51	49	79	2	4	4	1	0	1	2	2	32	29	25	.297	
Treigle	133	26	38	78	3	6	6	0	6	2	1	3	24	39	27	.286	
Keup	95	11	27	153	41	5	8	0	2	0	0	2	9	13	13	.284	
Fairley	80	24	22	52	1	10	4	1	0	4	5	3	15	11	14	.275	
Oitker	82	9	19	77	5	2	3	0	3	0	1	3	8	21	20	.232	
McCann	56	10	13	49	5	3	0	0	0	0	1	2	9	11	14	.232	
Cochran	27	5	5	7	4	1	0	0	0	0	1	2	5	6	5	.185	
Yanus	6	7	1	2	0	0	0	0	0	0	0	1	3	1	1	.167	
Weaver	14	0	2	20	7	2	0	0	0	0	0	1	0	1	1	.143	
North	12	6	1	3	0	0	0	0	1	0	1	0	3	8	1	.083	
Albritton	0	0	0	0	0	0	0	0	0	0	0	0	0	0	0	.000	
Blount	0	1	0	2	22	1	0	0	0	0	0	0	0	0	0	.000	
Borries	0	0	0	0	0	0	0	0	0	0	0	0	0	0	0	.000	
Brinson	0	11	0	3	4	0	0	0	0	0	0	0	0	0	0	.000	
Duijn	1	0	0	1	10	0	0	0	0	0	0	0	0	1	0	.000	
Dismuke	0	0	0	0	4	0	0	0	0	0	0	0	0	0	0	.000	
Duffie	1	0	0	2	9	1	0	0	0	0	0	0	0	0	0	.000	
Lavergne	0	0	0	0	4	0	0	0	0	0	0	0	0	0	0	.000	
Nester	6	0	0	5	1	1	0	0	0	0	0	0	0	4	0	.000	
Nowlin	0	1	0	1	1	1	0	0	0	0	0	0	0	0	0	.000	
Stockstill	0	0	0	2	5	1	0	0	0	0	0	0	0	0	0	.000	
TOTALS	39	1457	393	451	1036	433	92	74	12	37	40	22	45	245	264	359	.310

BELHAVEN COLLEGE PITCHING STATISTICS

<u>PLAYERS</u>	<u>GA</u>	<u>IP</u>	<u>H</u>	<u>R</u>	<u>ER</u>	<u>HPR</u>	<u>WP</u>	<u>GS</u>	<u>CG</u>	<u>BR</u>	<u>SO</u>	<u>BF</u>	<u>AVG</u>	<u>W-L</u>	<u>ERA</u>
McCann	2	2.1	2	0	0	0	0	0	0	2	2	10	1.00	1-0	0.00
Blount	15	82.2	66	35	24	4	3	12	7	39	65	349	.778	7-2	2.61
Duijn	11	57.0	62	37	26	2	8	9	6	39	49	268	.625	5-3	4.10
Nester	9	19.1	26	13	9	1	0	0	0	10	13	94	.667	2-1	4.19
Stockstill	11	56.2	54	31	27	5	1	7	3	28	44	256	.700	7-3	4.29
Brinson	6	26.1	34	20	15	0	2	4	2	12	10	125	1.00	3-0	5.13
Dismuke	4	18.1	19	13	11	2	1	4	1	11	13	81	.333	1-2	5.40
Cochran	4	6.0	7	6	4	1	0	0	0	6	6	33	.000	0-0	6.00
Duffie	11	47.0	63	39	34	4	0	7	3	26	25	232	.500	4-4	6.51
Lavergne	11	27.0	44	47	34	3	5	4	0	24	11	154	.333	1-2	11.33
Nowlin	2	2.2	7	7	6	0	1	1	0	2	3	19	.000	0-0	20.23
TOTALS	86	345.1	384	248	190	22	21	48	22	199	241	1621	.646	31-17	4.96

LOUISIANA COLLEGE BASEBALL STATISTICS

<u>PLAYERS</u>	<u>GA</u>	<u>AB</u>	<u>R</u>	<u>H</u>	<u>PO</u>	<u>A</u>	<u>E</u>	<u>2B</u>	<u>3B</u>	<u>HR</u>	<u>SB</u>	<u>S</u>	<u>HBP</u>	<u>BB</u>	<u>SO</u>	<u>RBI</u>	<u>BA</u>
LeBlanc	21	64	3	15	26	17	9	1	0	0	4	0	1	11	11	7	.234
Bonin	17	31	3	2	7	9	1	0	0	0	0	0	0	1	10	0	.065
Touchet	39	117	14	24	68	5	0	5	0	1	3	0	5	15	28	9	.205
Nadigan	36	111	8	26	65	13	4	7	1	1	0	1	0	6	23	18	.234
Hughes	38	97	11	16	45	18	6	3	0	0	3	0	0	15	20	6	.165
Mitchell	28	72	12	11	14	15	6	0	0	1	0	0	1	5	15	1	.153
Aymond	19	43	2	6	18	10	5	1	0	1	0	0	1	2	14	2	.140
Roberson	38	99	10	23	214	18	4	1	0	1	1	0	3	11	19	7	.232
Franks	30	82	14	19	41	27	1	1	1	0	6	1	1	10	22	4	.232
Owens	7	15	2	3	13	0	1	0	0	0	0	0	1	2	8	0	.200
Freeman	16	34	2	11	37	2	1	2	0	0	0	0	0	3	6	2	.324
O'Neal	32	78	3	22	142	8	4	6	0	0	0	0	0	5	13	7	.282
Moore	15	24	2	4	3	5	1	0	0	0	0	0	0	1	11	2	.167
McLin	23	66	8	11	24	2	8	2	1	1	1	1	1	5	22	3	.167
Thompson	21	51	5	11	16	7	9	2	1	0	1	1	0	4	10	2	.216
Simonsen	4	7	0	0	0	0	0	0	0	0	0	0	0	0	0	0	.000
Jones	1	1	0	0	0	0	0	0	0	0	0	0	0	0	1	0	.000
Teeter	1	1	0	0	3	1	7	0	0	0	0	0	0	0	1	0	.000
Fontenot	8	17	0	3	0	7	3	1	0	0	0	0	0	0	8	1	.176
<b>TOTALS</b>	<b>39</b>	<b>1010</b>	<b>99</b>	<b>207</b>	<b>736</b>	<b>164</b>	<b>70</b>	<b>32</b>	<b>4</b>	<b>6</b>	<b>19</b>	<b>4</b>	<b>14</b>	<b>96</b>	<b>242</b>	<b>71</b>	<b>.205</b>

LOUISIANA COLLEGE PITCHING STATISTICS

<u>PLAYERS</u>	<u>GA</u>	<u>IP</u>	<u>H</u>	<u>R</u>	<u>ER</u>	<u>HPB</u>	<u>WP</u>	<u>CG</u>	<u>BB</u>	<u>SO</u>	<u>BF</u>	<u>AVG</u>	<u>W-L</u>	<u>ERA</u>
Thompson	9	43.7	66	61	45	3	7	5	26	29	207	.319	0-5	9.28
Nadigan	13	71.7	54	40	31	6	3	6	41	63	274	.197	4-7	3.89
Fontenot	14	77.7	84	53	45	3	3	7	29	84	314	.268	4-8	5.21
Teeter	11	42.4	67	57	45		4	1	25	35	201	.333	1-5	9.56
O'Neal	4	10.3	17	16	12		2		8	3	48	.354	0-1	10.45
McLin	2	1.3	8	8	8		1		1	2	14	.571	0-1	54.14
Mitchell	6	20.0	18	16	13	2	1		7	15	77	.234	1-2	5.85
<b>TOTALS</b>	<b>39</b>	<b>267.0</b>	<b>314</b>	<b>251</b>	<b>199</b>	<b>14</b>	<b>21</b>	<b>19</b>	<b>137</b>	<b>231</b>	<b>1135</b>	<b>.277</b>	<b>10-29</b>	<b>6.71</b>

<u>PLAYERS</u>	<u>AB</u>	<u>R</u>	<u>H</u>	<u>PO</u>	<u>A</u>	<u>E</u>	<u>2B</u>	<u>3B</u>	<u>HR</u>	<u>SB</u>	<u>SH</u>	<u>BB</u>	<u>BB</u>	<u>K</u>	<u>RBI</u>	<u>BA</u>
Cook	54	17	16	10	26	6	4	0	2	2	1	4	8	8	9	.296
Hill	138	44	42	62	74	9	8	0	0	16	7	6	16	20	21	.304
Ladiner	128	24	50	261	23	3	8	2	2	3	6	1	15	22	33	.391
Cauley	7	21	1	1	2	1	0	0	1	8	0	0	2	1	3	.143
Carr	127	52	54	56	5	1	10	4	6	25	1	9	29	22	33	.425
Vickers	14	4	2	7	11	1	1	0	0	1	0	1	1	2	3	.143
Espada	150	45	59	50	110	7	6	1	3	38	2	0	28	9	27	.393
Snow	6	13	1	2	0	0	1	0	0	2	0	0	6	0	2	.167
Harrell	109	20	38	18	52	16	13	4	0	5	3	3	9	25	22	.349
Freeland	106	20	36	59	1	5	8	2	1	3	6	1	14	21	22	.340
Lowman	3	5	2	0	0	0	0	0	0	1	0	0	2	0	0	.667
Evans	0	0	0	0	0	0	0	0	0	0	0	0	0	0	0	.000
Soares	0	0	0	0	3	0	0	0	0	0	0	0	0	0	0	.000
Coleman	115	4	30	17	21	3	3	1	3	0	5	0	12	12	21	.261
Naravez	0	0	0	0	0	0	0	0	0	0	0	0	0	0	0	.000
Travis	53	13	19	7	0	0	3	2	1	0	1	3	4	5	12	.358
Davis	7	3	2	5	6	1	0	0	0	0	0	0	1	1	1	.286
Whitfield	21	7	5				0	0	0	1	1	1	2	1	4	.238
Wentworth	133	1	1	2	0	0	0	0	0	0	1	0	4	2	1	.167
Potter	104	20	36	55	1	1	7	1	0	0	1	0	10	21	17	.271
Anderson	0	11	36	40	2	1	6	2	0	0	3	2	14	7	19	.346
Howard	0	0	0	0	9	2	0	0	0	0	0	0	0	0	0	.000
Bryars	0	1	0	0	0	0	0	0	0	0	0	0	0	0	0	.000
Glasscock	0	0	0	0	3	1	0	0	0	0	0	0	0	0	0	.000
Gaffney	0	0	0	0	0	0	0	0	0	0	0	0	0	0	0	.000
<b>TOTALS</b>	<b>1281</b>	<b>325</b>	<b>430</b>	<b>654</b>	<b>349</b>	<b>58</b>	<b>78</b>	<b>19</b>	<b>19</b>	<b>105</b>	<b>38</b>	<b>31</b>	<b>177</b>	<b>179</b>	<b>250</b>	<b>.336</b>



UNIVERSITY OF MOBILE PITCHING STATISTICS

<u>PLAYERS</u>	<u>GA</u>	<u>GS</u>	<u>CG</u>	<u>IP</u>	<u>H</u>	<u>R</u>	<u>ER</u>	<u>2B</u>	<u>3B</u>	<u>HR</u>	<u>HBP</u>	<u>WP</u>	<u>BK</u>	<u>BB</u>	<u>K</u>	<u>BF</u>	<u>W-L</u>	<u>S</u>	<u>AVG</u>	<u>ERA</u>
Cook	13	4	2	40.0	30	25	17	4	1	2	3	0	0	35	38	184	6-1	0	.857	2.98
Freeland	2	0	0	5.0	2	0	0	0	0	0	1	0	0	4	4	20	0-0	0	.000	.00
Soares	15	9	4	55.0	63	38	27	10	2	2	7	1	0	29	41	271	4-4	0	.500	3.44
Davis	13	12	10	81.2	50	24	17	11	1	1	10	0	1	27	73	330	10-1	0	.909	1.47
Howard	17	11	4	71.0	72	40	34	12	5	2	0	1	0	42	59	324	6-4	2	.600	3.35
Bryars	2	2	1	8.2	4	5	5	0	0	1	1	2	0	5	11	34	2-0	0	.000	4.27
Glasscock	12	5	0	34.1	33	24	15	10	1	0	1	1	0	14	21	157	1-1	3	.500	3.08
Gaffney	7	3	2	21.1	10	3	2	1	0	1	1	0	0	4	23	80	4-0	1	.000	.66
<b>TOTALS</b>	<b>81</b>	<b>46</b>	<b>23</b>	<b>317.0</b>	<b>264</b>	<b>159</b>	<b>117</b>	<b>48</b>	<b>10</b>	<b>9</b>	<b>24</b>	<b>5</b>	<b>1</b>	<b>160</b>	<b>270</b>	<b>1400</b>	<b>33-11</b>	<b>6</b>	<b>.750</b>	<b>2.58</b>

SPRING HILL COLLEGE BASEBALL STATISTICS

<u>PLAYERS</u>	<u>AB</u>	<u>R</u>	<u>H</u>	<u>PO</u>	<u>A</u>	<u>E</u>	<u>2B</u>	<u>3B</u>	<u>HR</u>	<u>TB</u>	<u>SLGX</u>	<u>OBX</u>	<u>HB</u>	<u>BB</u>	<u>SO</u>	<u>RBI</u>	<u>SH-SF</u>	<u>SB-AS</u>	<u>BA</u>
Steen	3	0	2	0	0	0	0	0	0	2	.667	.667	0	0	1	1	0-0	0-0	.667
Burg	124	30	42	70	1	3	7	1	4	63	.508	.442	1	22	20	22	3-0	12-14	.339
Weems	152	34	50	61	106	4	14	1	3	75	.493	.424	3	22	12	32	6-0	18-20	.329
McPherson	32	14	10	14	0	2	1	0	0	11	.344	.371	0	3	6	8	0-0	2-3	.313
Divis	157	22	49	32	77	9	11	0	1	63	.401	.365	2	11	13	32	8-0	4-6	.312
Grandquest	111	16	33	26	1	1	3	0	4	48	.432	.402	5	15	27	17	3-1	2-2	.297
Carver	64	2	19	119	6	4	0	0	0	19	.297	.375	0	8	9	7	0-0	0-0	.297
Randol	116	15	31	44	21	2	5	0	4	48	.414	.351	6	9	23	22	1-0	7-9	.267
Polozola	136	15	36	107	26	2	8	1	1	49	.360	.327	2	11	23	19	3-1	2-3	.265
Demouy	65	7	17	94	19	3	4	0	1	24	.369	.377	0	12	8	7	1-0	0-0	.262
Cedotal	95	28	24	66	3	2	3	2	0	31	.326	.390	1	21	20	5	4-1	8-9	.253
Walker	24	3	6	19	5	1	2	0	0	8	.333	.308	1	1	7	2	2-0	0-0	.250
Barry	131	14	32	258	17	4	8	3	0	46	.351	.331	2	16	18	19	2-2	1-2	.244
Horton	30	7	6	52	8	4	1	1	0	7	.233	.351	0	7	6	3	0-0	0-0	.200
Guirovich	23	9	4	13	0	1	0	0	0	4	.174	.269	0	3	5	2	1-0	2-2	.174
Brabner	41	12	5	21	41	8	0	1	0	7	.171	.265	0	8	13	4	4-0	6-6	.122
Johnson	1	2	0	2	2	0	0	0	0	0	.000	.000	0	0	1	0	0-0	1-1	.000
TOTALS	1305	230	366	998	333	50	67	9	18	505	.387	.372	38	169	212	202	38-5	65-77	.280

SPRING HILL COLLEGE PITCHING STATISTICS

<u>PLAYERS</u>	<u>GA</u>	<u>IP</u>	<u>H</u>	<u>2B</u>	<u>3B</u>	<u>HR</u>	<u>R</u>	<u>ER</u>	<u>HBP</u>	<u>WP</u>	<u>BK</u>	<u>GS</u>	<u>CG</u>	<u>BB</u>	<u>SO</u>	<u>BF</u>	<u>W-L</u>	<u>S</u>	<u>WIN%</u>	<u>ERA</u>
Horton	1	1.0	0	0	0	0	0	0	0	0	0	0	0	0	0	0	0-0	0	.000	0.00
Weems	1	0.1	0	0	0	0	0	0	0	0	0	0	1	0	1	0	0-0	1	.000	0.00
Norris	8	29.1	20	1	0	13	9	4	2	0	3	5	12	16	124	2-1	2	.667	2.76	
Demouy	17	111.1	89	14	1	0	54	44	8	0	1	15	8	29	83	467	8-4	1	.667	3.56
Quina	10	64.1	69	10	0	1	36	26	4	3	1	9	6	24	44	289	5-4	1	.556	3.64
Stein	18	108.0	85	14	4	2	56	44	8	7	0	16	8	50	128	475	8-8	0	.500	3.67
Koeth	4	11.0	8	0	0	1	8	5	1	1	1	1	1	14	11	42	1-0	0	1.00	4.09
Johnson	12	24.2	28	4	0	0	28	30	6	5	0	1	5	21	13	123	2-1	1	.667	10.9
TOTALS	71	24.7	299	43	5	4	195	158	31	18	3	45	34	150	296	1520	26-18	6	.591	4.06



WILLIAM CAREY COLLEGE BASEBALL STATISTICS

<u>PLAYERS</u>	<u>GA</u>	<u>AB</u>	<u>R</u>	<u>H</u>	<u>PO</u>	<u>A</u>	<u>E</u>	<u>2B</u>	<u>3B</u>	<u>HR</u>	<u>SB</u>	<u>S</u>	<u>HBP</u>	<u>BB</u>	<u>SO</u>	<u>RBI</u>	<u>BA</u>
Whitman	27	87	26	22	43	48	8	1	0	1	5	2	0	10	24	1	.253
Echols	47	158	27	43	73	1	2	5	4	3	23	0	3	11	35	0	.272
Thompson	53	164	33	51	61	129	14	5	0	0	10	5	8	14	13	0	.311
Troche	44	140	36	44	44	55	8	6	2	1	9	4	6	22	23	1	.314
Husband	53	168	36	50	39	69	15	4	4	4	6	7	7	36	23	3	.298
Ray	41	124	14	37	44	1	3	7	0	3	1	1	7	16	15	7	.298
Miller	53	178	22	53	383	18	5	16	1	5	0	2	3	19	42	3	.298
Tingle	30	80	10	19	6	2	3	4	0	0	2	3	2	12	15	3	.238
McAulay	48	136	7	41	264	30	4	6	0	0	0	0	8	22	16	1	.301
Camero	44	130	23	29	64	30	12	7	0	6	6	1	1	25	54	0	.223
Eddington	43	96	13	25	58	4	0	3	0	0	1	1	11	13	26	1	.260
Hughes	37	103	17	27	47	1	5	4	0	0	4	2	2	12	32	0	.262
Baugh	2	3	0	0	6	0	0	0	0	0	0	0	0	0	4	0	.000
Devereaux	0	0	0	0	0	0	0	0	0	0	0	0	0	0	0	0	ERR
TOTALS	53	1567	264	441	1132	388	79	68	11	23	67	28	58	212	322	20	.281

WILLIAM CAREY COLLEGE PITCHING STATISTICS

<u>PLAYERS</u>	<u>ERA</u>	<u>GP</u>	<u>IP</u>	<u>R</u>	<u>ER</u>	<u>SHO</u>	<u>HR</u>	<u>HBP</u>	<u>WP</u>	<u>BA</u>	<u>GS</u>	<u>GC</u>	<u>BB</u>	<u>SO</u>	<u>W-L</u>	<u>SA</u>	<u>PCT</u>
Smith	5.51	16	34.3	23	21	0	5	2	1	0	0	0	15	27	1-1	2	.500
Hillman	4.15	12	65	44	30	0	2	4	4	0	12	2	36	34	7-5	0	.583
Barta	3.60	14	65	38	26	0	0	1	0	1	11	2	15	51	4-5	1	.444
Stringer	3.38	6	13.3	11	5	0	0	0	6	0	3	0	12	12	0-0	0	ERR
Seymour	3.54	8	35.6	20	14	0	0	1	0	0	7	0	21	23	4-3	0	.571
Gholar	7.78	9	24.3	33	21	0	1	2	4	1	7	0	25	24	2-0	0	1.00
Homburg	6.00	3	3	3	2	0	0	0	0	0	0	0	1	2	0-0	0	ERR
Ellis	7.16	10	17.6	14	14	0	2	3	0	0	0	0	14	6	1-0	0	1.00
Ainsworth	2.44	15	85	33	23	2	4	7	3	0	13	2	51	58	6-4	1	.600
Buckley	0.00	1	1	0	0	0	0	0	0	0	0	0	1	0	0-0	0	ERR
Baugh	7.40	4	7.3	7	6	0	0	0	1	0	0	0	5	6	1-0	0	1.00
Stein	0.00	2	1.6	3	0	0	0	0	1	0	0	0	0	1	0-0	0	ERR
Daughtrey	2.65	25	51	21	15	0	2	3	5	0	0	0	16	44	4-4	6	.500
TOTALS	4.15	125	351	226	162	2	14	20	19	2	53	6	196	243	26-18	10	.591

## GCAC BASEBALL CONFERENCE RECORDS

41

<u>Team Batting Avg.</u> Spring Hill, 1992, .336 Mobile, 1994, .343 Reg. Season + Tournament, .336	<u>Most Triples. Ind.</u> Hopkins, Mobile, 1993, 7
<u>Most Runs. Team Game Avg.</u> Wm. Carey, 1987, 7.85	<u>Most HR. Ind.</u> Shepherd, Wm. Carey, 1989, 17
<u>Most Hits. Team Total. Seas.</u> Wm. Carey, 1982, 518	<u>Most RBI. Ind.</u> Williams, Wm. Carey, 1986, 75
<u>Most Runs. Team Total. Seas.</u> Wm. Carey, 1987, 369	<u>Most SB. Ind.</u> Dumas, Wm. Carey, 1991, 52
<u>Most Doubles. (Game)</u> Estopinal, Sp. Hill, 1988, 4*	<u>Most SB. (Game)</u> Estopinal, Sp. Hill, 1987, 7*
<u>Most Doubles. Ind.</u> Kilichowski, Belhaven, 1990, 18	<u>Most Wins. Ind.</u> Calhoun, Belhaven, 1991, 14
<u>Team Pitching. ERA</u> Spring Hill, 1992, 2.19	<u>Complete Games</u> Chlasson, Sp. Hill, 1990, 15*
<u>Team Fielding Pct., Seas.</u> Spring Hill, 1993, .976	<u>Innings Pitched</u> Stein, Sp. Hill, 1994, 119.1
<u>Individual Batting Avg.</u> Grimes, Spring Hill, 1992, .482	<u>Strikeouts</u> Stein, Sp. Hill, 1994, 128
<u>Most Hits. Ind.</u> Kilichowski, Belhaven, 1990, 77	<u>Saves</u> Cazeaux, Wm. Carey, 1984, 11
<u>Most HR. Team Tot. Seas.</u> Wm. Carey, 1987, 78	<u>Best ERA. Ind.</u> Stein, Sp. Hill, 1993, 1.41
<u>Most Wins. Team</u> Wm. Carey, 1982, 41	<u>Team Record. Best Pct.</u> Wm. Carey, 1982, .774 (41-12)
<u>Hit By Pitches</u> Season - Clark, Belhaven, 1991, 17* Career - Calhoun, Belhaven, 1990-92, 34*	

\*National Record

**DISTRICT 30/GCAC BASEBALL STANDINGS**  
(As of May 9, 1994)

<u>TEAM</u>	<u>DIST. W-L</u>	<u>.PCT</u>	<u>OVERALL</u>	<u>.PCT</u>	<u>GCAC</u>
Mobile	15 - 4	.789	38- 9	.809	13 - 2
William Carey	13 - 6	.684	34-21	.618	10 - 5
Spring Hill	10 - 8	.556	29-16	.644	8 - 8
Belhaven	9 - 9	.500	31-16	.660	6 - 8
Loyola	5 -11	.313	21-28	.429	0 - 0
La. College	1 -15	.063	10-29	.256	1 -15

**INDIVIDUAL BATTING** (Minimum 2 AB per team outing)

<u>PLAYER</u>	<u>TEAM</u>	<u>GA</u>	<u>AB</u>	<u>R</u>	<u>H</u>	<u>2B</u>	<u>3B</u>	<u>HR</u>	<u>RBI</u>	<u>AVER</u>
Cardona	BC	29	96	36	41	8	3	5	33	.427
Carr	UM	30	79	39	37	10	3	3	22	.468
Ladnier	UM	30	77	20	39	7	1	2	23	.506
Espada	UM	30	93	35	41	3	1	3	24	.441
Kyzar	BC	41	127	39	48	9	0	3	40	.378
Burg	SH	32	96	26	36	6	1	3	17	.375
Freeland	UM	30	62	15	21	4	1	0	10	.339
Anderson	UM	30	60	6	23	2	1	0	13	.383
Harrell	UM	41	96	20	32	12	3	0	21	.333
Van Hoose	BC	41	130	41	43	10	0	3	50	.331
Reimer	BC	31	109	30	39	6	3	3	27	.358
Simpson	LU	38	86	18	28	3	0	0	6	.326

**HITS**

Cardona	..... BC	.. 65
Espada	..... UM	.. 56
Carr	..... UM	.. 52

**STOLEN BASES**

Espada	..... UM	.. 36
Wellmeyer	..... LU	.. 29
Echols	..... WC	.. 23

**HOMERUNS**

Cardona	..... BC	.. 7
Howard	..... BC	.. 7
Cameron	..... WC	.. 7

**RUNS BATTED IN**

Van Hoose	..... BC	.. 50
Howard	..... BC	.. 49
Cardona	..... BC	.. 46

**TEAM BATTING**

<u>TEAM</u>	<u>GA</u>	<u>AB</u>	<u>R</u>	<u>H</u>	<u>2B</u>	<u>3B</u>	<u>HR</u>	<u>RBI</u>	<u>AVER</u>	<u>RUNS/GA</u>
Mobile	41	1174	317	403	76	18	18	243	.343	7.7
Belhaven	47	1284	359	405	68	9	35	329	.315	7.6
William Carey	51	1494	255	420	66	11	23	212	.281	5.0
Loyola	45	1249	221	347	73	4	17	190	.278	4.9
Spring Hill	46	1158	203	318	56	8	18	173	.275	4.4
La. College	39	1010	99	207	32	4	6	71	.205	2.5

DISTRICT 30/GCAC BASEBALL STANDINGS (Continued)

**TEAM PITCHING**

<u>TEAM</u>	<u>GA</u>	<u>W-L</u>	<u>IP</u>	<u>H</u>	<u>R</u>	<u>ER</u>	<u>BB</u>	<u>SO</u>	<u>ERA</u>
Mobile	41	32- 9	290.0	240	148	107	148	252	3.32
Spring Hill	46	29-16	313.0	260	165	127	125	273	3.65
William Carey	51	30-21	340.0	339	214	157	189	242	4.16
Belhaven	47	31-16	300.1	334	225	177	185	209	5.31
La. College	43	10-33	267.0	314	251	199	137	231	6.71
Loyola	45	17-28	320.1	434	350	241	167	143	6.78

**INDIVIDUAL PITCHING**

<u>PLAYER</u>	<u>GA</u>	<u>W-L</u>	<u>IP</u>	<u>H</u>	<u>R</u>	<u>ER</u>	<u>BB</u>	<u>SO</u>	<u>ERA</u>
Davis	12	9-1	72.2	46	23	16	24	66	1.99
Ainsworth	14	6-4	79.0	48	29	22	47	57	2.51
Daughtery	24	4-3	47.2	37	20	14	15	42	2.67
Quina	9	5-3	62.0	63	30	20	22	43	2.90
Blount	13	6-1	64.2	53	29	21	34	51	2.94
Demouy	15	7-4	96.1	76	45	35	22	77	3.28
Seymour	8	4-3	35.2	35	20	14	21	23	3.58
Glasscock	11	1-1	32.2	30	22	13	13	20	3.63
Barta	14	4-5	64.2	55	38	26	15	51	3.64
Stein	16	7-7	98.0	76	53	41	43	117	3.77
Cook	13	6-1	40.0	30	25	17	35	38	3.83
Duijn	10	5-3	54.1	57	33	23	37	48	3.83
Madigan	13	4-7	71.2	54	40	31	41	63	3.92

WINS

Davis	....	UM	..	9
Demouy	....	SH	..	7
Stein	....	SH	..	7
Hillman	....	WC	..	7

SAVES

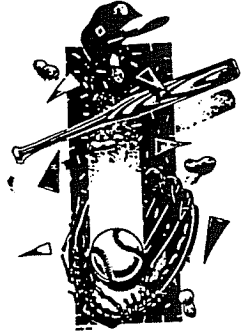
Daughtrey	.....	WC	..	6
Lupo	.....	LU	..	5
Glasscock	.....	UM	..	3

INNINGS PITCHED

Stein	....	SH	..	98.0
Demouy	....	SH	..	96.1
Ainsworth	....	WC	..	79.0

STRIKEOUTS

Stein	....	SH	..	177
Fontenot	....	LC	..	84
Demouy	....	SH	..	77



INFIELD

Rikard Reimer.....Belhaven  
 Josu Espada.....Mobile  
 Ruben Cardona.....Belhaven  
 Tommy Ladnier.....Mobile

OUTFIELD

Jeff Burg.....Spring Hill  
 Chris Carr.....Mobile  
 Jody Kyzar.....Belhaven  
 John Wellmeyer.....Loyola

UTILITY PLAYER

David Weems.....Spring Hill

PITCHERS

Chris Demouy.....Spring Hill  
 Blake Stein.....Spring Hill  
 Bryan Blount.....Belhaven  
 Lance Davis.....Mobile

CATCHER

John McAulay.....William Carey

DESIGNATED HITTER

Clint Anderson.....Mobile

PLAYER OF THE YEAR:  
 PITCHER OF THE YEAR:  
 COACH OF THE YEAR:

Ruben Cardona..... Belhaven

1994 TENNIS HONORS

WOMEN'S SINGLES

No. 1 Anna Moll Mobile  
 No. 2 Marilia Andrade Mobile  
 No. 3 Melissa Metcalfe Mobile  
 No. 4 Marina Nyman Mobile  
 No. 5 Cassandra Mavin Mobile  
 No. 6 Anita Pearson Mobile

MEN'S SINGLES

No. 1 Kobus Pretorius Belhaven  
 No. 2 Mattias Karlsson Mobile  
 No. 3 Rickard Strom Mobile  
 No. 4 Christer Fellwing Mobile  
 No. 5 Marco Povoas Mobile  
 No. 6 Peter Tschudin Wm. Carey

WOMEN'S DOUBLES

No. 1 Anna Moll Mobile  
 Melissa Metcalfe  
 No. 2 Marilia Andrade Mobile  
 Anita Pearson  
 No. 3 Cassandra Mavin Mobile  
 Marina Nyman

MEN'S DOUBLES

No. 1 Mattias Karlsson Mobile  
 Jacques Theron  
 No. 2 Alessio Albisetti Wm. Carey  
 Peter Tschudin  
 No. 3 Raul Malaver Mobile  
 Lasse Koskinen



1993 DISTRICT 30 SOCCER TEAM

1ST TEAM

Craig McMillian, GK	Mobile
Craig Demmin, B	Belhaven
Kirk Trotman, B	Mobile
Aaron Wilson, B	Wm. Carey
Bubba Williams, B	Belhaven
John Cox, MF	Wm. Carey
Sheldon Bennett, MF	Belhaven
Rob Harradine, MF	Mobile
Oleg Chickanov, MF	Wm. Carey
Dencho Vassilev, F	Mobile
David Dausman, F	Belhaven
Steve Ritcher, F	Spring Hill

2ND TEAM

Brian Travis, GK	Belhaven
Chip Jackson, GK	Spring Hill
Orville McTaggart, B	Wm. Carey
Danny Grimsley, B	Wm. Carey
Dwayne Demmin, B	Belhaven
Kelly Welch, B	Spring Hill
Lowell Clark, B	Mobile
Glen Benjamin, B	Mobile
Ifedel Hamilton, MF	Wm. Carey
Joel Carver, MF	Belhaven
Lester Felician, MF	Belhaven
Jose Rojas, MF	Mobile
Mickey Trotman, F	Mobile
Colen Buck, F	Mobile
Chris Scott, F	Wm. Carey
Paul Kutnsen, F	Belhaven

**PLAYER OF THE YEAR:** Craig Demmin ..... Belhaven



## GCAC CHAMPIONS 1981-1994

Men's Basketball:

Xavier University	1981-82
Xavier University	1982-83
William Carey College	1983-84
William Carey College	1984-85
Xavier University	1985-86
William Carey College	1986-87
Mobile College	1987-88
Mobile College	1988-89
William Carey College	1989-90
Louisiana College	1990-91
William Carey	1991-92
Spring Hill	1992-93
Spring Hill	1993-94

Baseball:

William Carey College	1982
William Carey College*	1983
Spring Hill College*	1983
William Carey College	1984
Spring Hill College	1985
William Carey College	1986
Louisiana College	1987
William Carey College	1988
William Carey College	1989
William Carey College	1990
William Carey College	1991
William Carey College	1992
William Carey College	1993
Belhaven College	1994

Men's Cross Country:

Tougaloo College	1986
Tougaloo College	1987
Southern University, NO	1988
Southern University, NO	1989
Mobile College	1990
Mobile College	1991
Mobile College	1992
University of Mobile	1993

Women's Basketball:

Belhaven College	1981-82
Dillard University**	1982-83
William Carey College**	1982-83
Xavier University**	1982-83
Dillard University	1983-84
Louisiana College	1984-85
Louisiana College	1985-86
Dillard University*	1986-87
Xavier University*	1986-87
William Carey College	1987-88
Louisiana College	1988-89
Louisiana College	1989-90
Mobile College	1990-91
William Carey College	1991-92
William Carey College	1992-93
Xavier University	1993-94

Men's Tennis


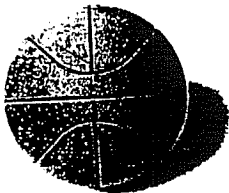
Belhaven College	1982
Belhaven College	1985
Belhaven College	1986
Belhaven College	1987
Belhaven College	1988
Belhaven College	1989
Belhaven College	1990
Belhaven College	1991
Mobile College	1992
Mobile College	1993
University of Mobile	1994

Women's Cross Country

Southern University, NO	1986
Louisiana College	1987
Southern University, NO	1988
Southern University, NO	1989
Southern University, NO	1990
Mobile College	1991
Spring Hill	1992
University of Mobile	1993


\* Denotes Co-Champions

\*\* Denotes Tri-Champions



Men's and Women's Basketball:

Belhaven College  
Dillard University  
Louisiana College  
Mobile College  
Southern University/NO  
Spring Hill College  
Tougaloo College  
William Carey College  
Xavier University



Men's Soccer:

Belhaven College  
Mobile College  
Spring Hill College  
William Carey College

Women's Soccer:

Mobile College  
William Carey College

Men's and Women's Cross Country:

Belhaven College  
Dillard University  
Louisiana College  
Mobile College  
Southern University/NO  
Spring Hill College  
Tougaloo College  
Xavier University

Baseball:

Belhaven College  
Louisiana College  
Mobile College  
Spring Hill College  
William Carey College

Softball:

Belhaven College  
Mobile College  
Tougaloo College

Men's Tennis:

Belhaven College  
Dillard University  
Mobile College  
Spring Hill College  
William Carey College  
Xavier University



Women's Tennis:

Belhaven College  
Dillard University  
Louisiana College  
Mobile College  
Spring Hill College  
William Carey College  
Xavier University

Golf:

Belhaven College  
Mobile College  
Spring Hill College

Men's and Women's Track:

Southern University/NO





1993-1994

BELHAVEN COLLEGE

Alford, Shelley	(Basketball - Women)	Hogue, Esther	(Cross Country - Women)
Arnold, Jonathon	(Soccer - Men)	Kemp, Willem	(Baseball - Men)
Bellowy, Brian	(Basketball - Men)	Knutsen, Paul	(Soccer - Men)
Bushey, Eric	(Soccer - Men)	Noyer, Phillip	(Soccer - Men)
Carver, Joel	(Soccer - Men)	Rhymes, Kartessa	(Basketball - Women)
Dawson, Tonya	(Basketball - Women)	Shaded, Damaris	(Basketball - Women)
Dinsmore, James	(Soccer - Men)	Spearman, Heidi	(Softball - Women)
Dotson, Mindy	(Tennis - Women)	Travis, Brian	(Soccer - Men)
Duijin, Jeroen Den	(Baseball - Men)	Turnipseed, Elizabeth	(Basketball - Women)
Duncan, Brent	(Baseball - Men)	Ward, William	(Soccer - Men)
Efferson, Maggie	(Basketball - Women)	Webb, Nicole	(Tennis - Women)
Fairley, Chris	(Baseball - Men)	Wilbourne, Rebekah	(Cross Country - Men)
Flach, Lauren	(Cross Country - Women)	Williams, Richard	(Soccer - Men)
Glasgow, Amy	(Basketball - Women)	Woodard, Zachery	(Basketball - Men)
Gracey, James	(Basketball - Women)		

LOUISIANA COLLEGE

Arthur, Callie	(Basketball - Women)	Hughes, Damon	(Baseball - Men)
Aymond, Errol	(Baseball - Men)	Jones, Joanna	(Tennis - Women)
Barcelona, Joseph	(Basketball - Men)	Kreider, Jason	(Cross Country - Men)
Beasley, Laqueta	(Cross Country - Women)	McGaha, Lori	(Basketball - Women)
Bradley, Kandace	(Basketball - Women)	Moreau, Melissa	(Tennis - Women)
Briggs, Cassandra	(Basketball - Women)	Schriefer, Emily	(Tennis - Women)
Carmouche, Melissa	(Tennis - Women)	Simonsen, Robert	(Baseball - Men)
Franks, Brian	(Baseball - Men)	Stokes, Casey	(Basketball - Men)
Franks, Candice	(Basketball - Women)	Teeter, Craig	(Baseball - Men)
Freeman, Scott	(Baseball - Men)	Touchet, Kevin	(Baseball - Men)
Gautier, Melissa	(Tennis - Women)	Verbick, Kelley	(Tennis - Women)
Haman, Michael	(Basketball - Men)	Wilson, Tina	(Cross Country - Women)
Holton, Charles	(Cross Country - Men)		

UNIVERSITY OF MOBILE

Andrade, Marilia	(Tennis - Women)	Lundin, Malin	(Tennis - Women)
Bailey, Sarah	(Basketball - Women)	Netcalfe, Melissa	(Tennis - Women)
Benjamin, Glenn	(Soccer - Men)	Noll, Anna	(Tennis - Women)
Carr, Chris	(Baseball - Men)	Nice, Phillip	(Golf - Men)
Cashion, Coby	(Softball - Women)	Pearson, Anita	(Tennis - Women)
Chalmers, Lee	(Soccer - Men)	Polak, Scott	(Basketball - Men)
Clark, Becky	(Softball - Women)	Potter, Jimmy	(Baseball - Men)
Coleman, Chris	(Baseball - Men)	Smith, Marlon	(Track - Men)
Crocker, April	(Softball - Women)	Snow, Scott	(Baseball - Men)
Chalmers, Lee	(Soccer - Men)	Tabatt, Laurie	(Track - Women)
Davidson, Nigel	(Soccer - Men)	Theron, Jacques	(Tennis - Men)
Faucett, Amanda	(Tennis - Women)	Uribe, Juan	(Tennis - Men)
Ferguson, Misty	(Basketball - Women)	Vassileu, Dencho	(Soccer - Men)
Fillingim, Jon	(Golf - Men)	Whitefield, Shane	(Baseball - Men)
Hart, David	(Basketball - Men)	Wilson, Ewan	(Golf - Men)
Hill, Hanna	(Golf - Women)		

**SOUTHERN UNIVERSITY IN NEW ORLEANS**

Nagee, LaJuan (Basketball - Men)

**SPRING HILL COLLEGE**

Battaglia, Cecelia (Cross Country - Women)  
 Brophy, Carolyn (Cross Country - Women)  
 Burg, Jeff (Baseball - Men)  
 Carroll, Lauren (Soccer - Women)  
 Demouy, Chris (Baseball - Men)  
 Ekins, Meg (Basketball and Golf - Women)  
 Goodwin, Keith (Soccer - Men)  
 Gottstaine, Teresa (Soccer - Women)  
 Graefe, Chris (Basketball - Men)  
 Green, Lacy (Soccer - Women)  
 Hall, Beth (Soccer - Women)  
 Hickman, Michelle (Cross Country - Women)  
 Hicks, Mary (Cross Country - Women)  
 Hines, Dina (Golf - Women)  
 Horton, Bill (Baseball - Men)  
 Johnson, Megan (Basketball - Women)  
 Kahn, Alison (Basketball - Women)  
 Koeth, Michael (Baseball - Men)  
 Koivisto, Requel (Golf - Women)

**WILLIAM CAREY COLLEGE**

Ainsworth, John (Baseball - Men)  
 Albisetti, Alessio (Tennis - Men)  
 Ames, Victoria (Soccer - Women)  
 Astrom, Maria (Soccer - Women)  
 Baugh, Frank (Baseball - Men)  
 Boydston, Lori (Soccer - Women)  
 Bruggner, Marco (Tennis - Men)  
 Chichkanov, Oleg (Soccer - Men)  
 Daniels, Neil (Soccer - Men)  
 Eddington, Joshua (Baseball - Men)  
 Elias, Christi (Soccer - Women)  
 Fortenberry, Shannon (Tennis - Women)  
 Frosch, Wendi (Soccer - Women)  
 Homberg, Mark (Baseball - Men)  
 Hughes, Charles (Baseball - Men)  
 Jordan, Lori (Tennis - Women)  
 Keller, Marco (Tennis - Men)  
 Kidane, Salomon (Soccer - Men)

**XAVIER UNIVERSITY**

Bell, Jennifer (Tennis - Women)  
 Burton, Yasontas (Basketball - Women)  
 Crenshaw, Daryl (Basketball - Men)  
 Evans, Ebony (Tennis - Women)

Kramer, Chris (Soccer - Men)  
 Krehling, Hanna (Golf - Women)  
 Layton, Molly (Basketball - Women)  
 Maier, Ellen (Soccer - Women)  
 Paille, Lena (Basketball and Cross Country - Women)  
 Pirra, Brigida (Cross Country - Women)  
 Quina, Stephen (Baseball - Men)  
 Rehm, Pat (Golf - Men)  
 Richardson, Marsha (Basketball - Women)  
 Smith, Michael (Soccer - Men)  
 Stein, Blake (Baseball - Men)  
 Stevens, Abigail (Soccer - Women)  
 Stuppy, Frank (Soccer - Men)  
 Sumner, William (Soccer - Men)  
 Tuznik, Dawn (Soccer - Women)  
 Weems, David (Baseball - Men)  
 Welch, Kelly (Soccer - Men)  
 York, Molly (Soccer - Women)

Kuhl, Jennifer (Soccer - Women)  
 Martin, Tracy (Soccer - Women)  
 Maullin, Justin (Soccer - Men)  
 McAulay, John (Baseball - Men)  
 McGinn, Robyn (Soccer - Women)  
 Morris, Douglas (Basketball - Men)  
 Nicolet, Catina (Soccer - Women)  
 Norman, Ronald (Basketball - Men)  
 Novak, Jiri (Tennis - Men)  
 Rahm, Gabriela (Tennis - Women)  
 Ray, Jonathan (Baseball - Men)  
 Rezzonico, Nicol (Tennis - Women)  
 Rihner, David (Baseball - Men)  
 Scott, Christopher (Soccer - Men)  
 Trochesset, Brandon (Baseball - Men)  
 Tschudin, Peter (Tennis - Men)  
 Wilson, Arron (Soccer - Men)  
 Wullschlegler, Sascha (Tennis - Men)

Fulford, Reginald (Basketball - Men)  
 Hendy, Sherlett (Basketball - Women)  
 Stewart, Catina (Basketball - Women)



**GCAC CALENDAR**  
**1994-1995**

- October 3 - Coaches' Meeting, Xavier
- October 4 - GCAC Fall Meeting, Xavier
- October 8-12 - NAIA National Convention, Tulsa, Oklahoma
- November 5 - Cross Country Championship, Mobile
- November 21-26 - NAIA National Soccer Tournament, Mobile
- March 1 - Women's Basketball Playoffs, First Round
- March 2-4 - Men's Basketball Tournament, Mobile
- March 6 - Women's Basketball Playoffs, Second Round
- March 8 - Women's Basketball Championship
- Men's Tennis Tournament, Mobile
- Women's Tennis Tournament, Belhaven
- April 21-23 - Golf Tournament
- April 24 - Coaches' Meeting, Belhaven
- April 25 - GCAC Spring Meeting, Belhaven
- May 10-12 - Baseball Tournament