


GULF COAST ATHLETIC CONFERENCE



1993 - 1994 DIRECTORY

TABLE OF CONTENTS

Conference History	2
GCAC Officers	3
District Eligibility Committee	4
GCAC Executive Committee	5
Member Information and Team Basketball Statistics, 1992-93	
Belhaven College	6
Dillard University	8
Louisiana College	10
Mobile College	12
Southern University in New Orleans	14
Spring Hill College	16
Tougaloo College	18
William Carey College	20
Xavier University	22
Basketball Statistics, 1992-93 Season	
Men's Team Finals	24
Individual	25
Season Records	26
Individual Game Records	27
All Conference Team	28
Women's All Conference Team	29
Team Finals	30
Individual	31
Season Records	32
Individual Game Records	33
1993-94 Basketball Schedule	34
1994 Baseball Schedule	35
Individual Team Statistics	
Belhaven College	36
Louisiana College	37
Mobile College	38
Spring Hill College	39
William Carey College	40
Conference Records	41
Dist 30/GCAC Baseball Standings	42
All District Team	44
All-Conference Tennis Honors	45
GCAC Champions 1981-1993	46
Schools Competing (By Sport)	47
GCAC Honor Roll	48

HISTORY

The Gulf Coast Athletic Conference developed out of a series of meetings held over a period of almost four years. A number of private four-year schools in the Gulf Coast region with similar educational standards, enrollments, budgets, and athletic philosophies mutually felt the need for a conference.

In April and May, 1981, a constitution was developed, officers were elected and the decision was made to proceed with conference competition during the 1981-82 school year. Charter officers were Anthony M. Rachal, Jr., Xavier University, president; John Burton, Spring Hill College, vice-president; Mark Windham, Belhaven College, secretary-treasurer; and Thomas Howell, Louisiana College, commissioner. Charter members were Belhaven College of Jackson, Mississippi; Dillard University and Xavier University of New Orleans, Louisiana; Louisiana College of Pineville, Louisiana; Spring Hill College of Mobile, Alabama; Tougaloo College of Tougaloo, Mississippi; and William Carey College of Hattiesburg, Mississippi.

In August, 1981, the GCAC received recognition as a NAIA Affiliated Conference. Mobile College of Mobile, Alabama was admitted in October, 1985, and Southern University in New Orleans was granted admission in May, 1986, rounding out present membership. All conference members are also members of NAIA District 30.

Past Presidents:

Anthony M. Rachal, Jr.	Xavier University	1981-82
John Burton	Spring Hill College	1982-83
John Burton	Spring Hill College	1983-84
Charles C. Teamer, Sr.	Dillard University	1984-85
Milton Wheeler	William Carey College	1985-86
Charles C. Teamer, Sr.	Dillard University	1986-87
Billy Allgood	Louisiana College	1987-88
Francis Garner	Mobile College	1988-89
Artis Davenport	Southern University in New Orleans	1989-90
Sr. Grace Mary Flickinger	Xavier University	1990-91
Charles C. Teamer, Sr.	Dillard University	1991-92
Felix James	Xavier University	1992-93

1993-1994

GULF COAST ATHLETIC CONFERENCE OFFICERS

President:

DR. BILL ELDER, Mobile College

Phone: 205-675-5990

Home: 205-675-2775

Vice-President:

DR. JAMES COLBMAN, Tougaloo College

Phone: 601-977-7746

Home: 601-981-9006

Secretary-Treasurer:

GRACE BEALL, Louisiana College

Home: 318-473-1983

Commissioner:

THOMAS HOWELL, Louisiana College

Phone: 318-487-7102

Home: 318-442-3179

Conference Information

Director:

ALAN GIBBY, Mobile College

**Phone: 205-675-5990,
ext. 279**

Home: 205-344-5721

Supervisor of Officials (Basketball)

BOB COLLINS

P. O. Box 4514

Biloxi, MS 39531

Phone: 601-896-4511

Home: 601-374-3605

Supervisor of Officials (Women's Division)

GRIG FERRICO

4429 Lefkoe St. Apt. A

Metairie, LA 70006

Phone: 504-887-3507

Home: 504-456-9357

Both
1-601-896-7000-Fax
(Home)
1-601-896-4334
1-601-388-6633

DISTRICT ELIGIBILITY COMMITTEE

SR. GRACE MARY FLICKINGER	-	XAVIER
Xavier University 7325 Pine and Palmetto New Orleans, LA 70125 Phone: 504-483-7526		
DR. FRANCIS GARNER	-	MOBILE
Mobile College P. O. Box 13220 Mobile, Alabama 36613 Phone: 205-675-5990 ext. 286		
DR. ARTIS DAVENPORT	-	SUNO
Southern University in New Orleans 6400 Press Drive New Orleans, LA 70126 Phone: 504-286-5332		

GCAC EXECUTIVE COMMITTEE

BELHAVEN

Mr. Preston York

DILLARD

Dr. Anthony A. Osei

LOUISIANA COLLEGE

Dr. Wayne McGraw

MOBILE

Dr. Bill Elder

SUNO

Mr. Louis McMillion

SPRING HILL

Dr. Robert W. MacAleese

TOUGALOO

Dr. James Coleman

WILLIAM CAREY

Dr. E. Milton Wheeler

XAVIER

Sr. Grace Mary Flickinger



BELHAVEN COLLEGE

ADDRESS: 1500 Peachtree St. Nickname: Blazers, Lady Blazers
Jackson, MS 39202 Colors: Green and Gold
President: Dr. Newton Wilson
Fieldhouse: Heidelberg (Seats 600)
Enrollment: 1000
General Information: 601-968-5940
Fax Number: 601-968-9998

ATHLETIC DIRECTOR **DR. WES BUSBER**
Phone: 601-968-5982 Home: 601-825-6660

COACHING STAFF:

MEN'S BASKETBALL HEAD **JASON CONNER**
Phone: 601-968-5936 Home: 601-352-1758
Assistant - Robert Thompson
Phone: 601-968-5953 Home: 601-982-3028

WOMEN'S BASKETBALL HEAD **DAVID BOTELE**
Phone: 601-968-5954 Home: 601-856-2210
Assistant - Becky Coleman
Phone: 601-968-5954 Home: 601-857-2954

BASEBALL HEAD **SKIP BLYTHE**
Phone: 601-968-5984 Home: 601-856-0834

MEN'S AND WOMEN'S TENNIS HEAD **DAVID BOTELE**
Phone: 601-968-5954 Home: 601-856-2210

SOCCER HEAD **PETER FULLER**
Phone: 601-968-5956 Home: 601-948-0563

WOMEN'S SOFTBALL HEAD **BECKY COLEMAN**
Phone: 601-968-5954 Home: 601-857-2954

CROSS COUNTRY HEAD **ROBERT THOMPSON**
Phone: 601-968-5936 Home: 601-352-1758

SPORTS INFORMATION/PUBLICITY **MS. FRANC TAMBOLI**
Phone: 601-968-5928 Home: 601-362-7076

INTRAMURAL DIRECTOR **PAM PYBAS**
Phone: 601-968-5937 Home: 601-968-3587

FACULTY ATHLETIC REPRESENTATIVE **DR. PRESTON YORK**
Phone: 601-968-8712 Home: 601-362-3397

DREAVEN COLLEGE MEN'S BASKETBALL STATISTICS

PLAYERS	2-PT			3-PT			TOTAL			RBD-AVG	PP	AST	ST	BL	TO-AVG
	GA	FGM-FGA	PCT	FGM-FGA	PCT	FTM-FTA	PCT	PTS-AVG	PTS-AVG						
Hobbs	4	1- 5	20	0- 1	0	4- 6	66	6- 1.2			1	1			3-
Jennings	27	4- 12	33	0- 3	0	6- 9	67	14- .5	23- .9	14	39	14			20-
Simmons	12	28- 60	47	1- 3	33	39- 55	71	100- 0.3	31-2.6	39	52	15			34-
Bellomy	5	2- 7	29	1- 2	50	1- 2	50	8- 1.6	6-1.2	1	2	2			4-
Purvis	32	124-275	45	64-166	39	48- 57	84	349-10.9	77-2.4	63	52	22	4		44-
Muddleston	32	13- 40	33	0- 2	0	28- 39	72	52- 1.6	49-1.5	53	63	11	2		50
Juban	32	147-334	44	38- 95	40	124-188	66	461-14.4	119-3.7	76	67	39	5		89-
Williams	30	69-187	36	32- 99	32	52- 76	68	206- 6.8	132-4.4	87	108	74	5		46-
Brown	5	4- 15	27	4- 15	27	2- 3	66	14- 2.8	5-2.0	4	8	3	10		3-
Sunnerville	32	179-318	56	2- 8	25	134-197	68	500-15.6	160-5.0	110	34	42	11		77-
Finley	32	72-166	43	0- 8	0	28- 39	71	172- 5.3	82-2.5	67	11	4	28		14-
McDowell	6	14- 25	56	1- 2	50	6- 10	60	35- 5.8	32-5.3	11	5	2	2		7-
Cloyd	7	3- 6	50	0- 0	-	2- 6	33	8- 1.1	6- .9	7	3	-	-		4-
Jones	12	62-121	51	0- 0	-	36- 60	60	156-13.0	62-5.2	35	2	5	7		17-
Tines	32	120-215	56	0- 1	0	75-126	60	319- 9.9	162-5.1	86	23	30	15		32-
Hurry	18	16- 41	39	13- 35	37	1- 3	33	45- 2.7	12- .6	10	10	1	-		8
TOTALS	32	882-1811	49	152-432	35	589-890	66	2532-79.1	969-30.0	664	506	280	77	496-	

DREAVEN COLLEGE WOMEN'S BASKETBALL STATISTICS

PLAYERS	2-PT			3-PT			TOTAL			RBD-AVG	PP	AST	ST	BL
	GA	FGM-FGA	PCT	FGM-FGA	PCT	FTM-FTA	PCT	PTS-AVG	PTS-AVG					



BLUE DEVILS

DILLARD UNIVERSITY

ADDRESS : 2601 Gentilly Boulevard Nickname: Blue Devils, Devilettes
New Orleans, LA 70122 Colors: Royal Blue and White
President: Dr. Samuel Dubois Cook
Fieldhouse: A.W. Dent (seats 3500)
Enrollment: 1550
Fax Number: 504-286-4882

ATHLETIC DIRECTOR **DR. CHARLES G. TEAMER, SR.**
Phone: 504-286-4644 Home: 504-283-5807

COACHING STAFF:

MEN'S BASKETBALL HEAD **MR. WOODIE J. JACKSON**
Phone: 504-286-4753 Home: 504-282-9182
WOMEN'S BASKETBALL HEAD **MRS. MARY D. TEAMER**
Phone: 504-286-4752 Home: 504-283-5807

SPORTS INFORMATION/PUBLICITY: Each head coach is responsible.

FACULTY ATHLETIC REPRESENTATIVE **DR. ANTHONY A. OSEI**
Phone: 504-286-4699 Home: 504-885-1620

BILLARD UNIVERSITY MEN'S BASKETBALL STATISTICS

PLAYERS	GA	2-PT		3-PT		TOTAL		RND-AVG	AST	TO	ST	BL	PF	
		FGH-FGA	PCT	FGH-FGA	PCT	FGH-FTA	PCT							FGH-AVG
Shears	30	206-502	41.0	50-170	29.4	122-181	67.4	504-19.5	115- 3.0	104	115	36	1	79
Thomas	30	172-302	57.0	0- 1	00.0	98-161	60.9	442-14.7	313-10.4	32	86	42	17	98
Corenuther	29	119-350	33.2	78-249	31.3	67- 85	78.0	383-13.2	71- 2.4	36	41	36	0	79
Pollum	30	93-161	57.8	2- 4	50.0	55- 86	64.0	243- 8.1	130- 4.3	11	24	13	27	76
Ruffin	30	63-131	48.1	0- 0	00.0	54- 90	60.0	180- 6.0	137- 4.6	18	27	21	14	87
Barrow	30	58- 91	63.7	0- 1	00.0	22- 44	50.0	138- 4.6	114- 3.8	4	14	15	14	60
Jackson	12	51-103	49.5	9- 21	42.9	19- 31	61.3	130-10.8	27- 2.3	36	46	21	1	22
Borne	29	41- 85	48.2	0- 2	00.0	29- 69	42.0	111- 3.8	93- 3.2	4	26	6	2	49
Grant	12	25- 54	46.3	3- 4	75.0	7- 13	53.8	60- 5.0	56- 4.7	8	16	19	6	22
Riley	21	17- 37	45.9	12- 25	48.0	5- 5	100.0	51- 2.4	12- 0.6	2	7	1	0	21
Nyulu	17	10- 32	31.3	6- 19	31.6	4- 7	57.1	30- 1.8	7- 0.4	1	6	1	1	12
Singleton	12	2- 5	40.0	0- 0	00.0	5- 8	62.5	9- 0.8	8- 0.7	0	7	1	0	9
Washington	7	1- 6	16.7	0- 2	00.0	0- 0	00.0	2- 0.3	0- 0.0	1	1	1	0	3
Cato	5	0- 3	00.0	0- 3	00.0	1- 1	100.0	1- 0.2	1- 0.2	0	0	0	0	1
TOTALS	30	858-1870	45.9	160-501	31.9	488-781	62.5	2364-78.8	1099-36.6	257	417	213	83	618

BILLARD UNIVERSITY WOMEN'S BASKETBALL STATISTICS

PLAYERS	GA	2-PT		3-PT		TOTAL		RND-AVG	AST	TO	ST	BL	PF	
		FGH-FGA	PCT	FGH-FGA	PCT	FGH-FTA	PCT							FGH-AVG
Blanks	29	177-386	45.9	14-46	30.4	141-241	58.5	509-17.6	315-10.9	70	108	79	20	92
Moore	22	129-267	48.3	16-49	32.7	63-103	61.2	337-15.3	120- 5.5	66	73	56	15	55
Scott	29	110-236	46.6	0- 0	00.0	84-112	75.0	304-10.5	232- 8.0	14	41	41	9	87
Graves	29	86-191	45.0	0- 3	00.0	35- 54	64.8	207- 7.1	139- 4.8	40	70	71	15	56
Redmond	28	63-165	38.2	14-48	29.2	33- 54	61.1	173- 6.2	33- 1.2	42	81	36	2	72
Burton	27	59-197	29.9	16-76	21.2	23- 41	56.1	157- 5.8	62- 2.3	23	59	32	4	54
Baton	27	54-162	33.3	15-53	28.3	27- 44	61.4	150- 5.6	73- 2.7	28	42	23	0	39
Walker	28	47-119	39.5	0- 0	00.0	34- 63	54.0	128- 4.6	160- 5.7	13	36	27	5	41
Redmond	24	33- 83	39.8	0- 8	00.0	23- 54	42.6	89- 3.7	36- 1.5	34	41	21	0	40
Duford	16	16- 39	41.0	0- 0	00.0	6- 11	54.5	38- 2.4	41- 2.6	1	15	7	4	12
Houston	13	13- 29	44.8	0- 0	00.0	9- 13	69.2	35- 2.7	35- 2.7	0	10	8	1	17
Beard	7	10- 21	47.6	0- 0	00.0	3- 9	33.3	23- 3.3	22- 3.1	0	3	3	1	15
Ruffin	8	8- 16	50.0	0- 0	00.0	6- 10	60.0	22- 2.8	16- 2.0	1	1	1	0	6
Hajarro	5	2- 12	16.7	0- 0	00.0	1- 2	50.0	5- 1.0	7- 1.4	1	5	2	0	10
Whitaker	7	2- 9	22.2	0- 0	00.0	0- 0	00.0	4- 0.6	16- 2.3	0	4	2	0	8
Jefferson	8	1- 1	100.0	0- 0	00.0	0- 0	00.0	2- 0.0	0- 0.0	0	0	0	0	0
TOTALS	29	810-1933	41.9	75-283	26.5	488-811	60.2	2183-75.3	1356-46.8	333	589	408	66	604



WILDCATS

LOUISIANA COLLEGE

ADDRESS: Pineville, LA 71359 **Nickname:** Wildcats, Lady Wildcats
Colors: Orange and Blue
President: Dr. Robert L. Lynn
Fieldhouse: H.O. West (Seats 4200)
Enrollment: 1150
General Information: 318-487-7011
Fax Number: 318-487-7191

ATHLETIC DIRECTOR **BILLY ALLGOOD**
Phone: 318-487-7322 **Home:** 318-640-0197

COACHING STAFF:

MEN'S BASKETBALL HEAD **GENE RUSHING**
Phone: 318-487-7503 **Home:** 318-442-7762
Assistant - Tracy Gunter
Phone: 318-487-7503 **Home:** 318-487-7735
WOMEN'S BASKETBALL HEAD **BILLY BROOKS**
Phone: 318-487-7502 **Home:** 318-640-5194
Assistant - Lori Thames Hilburn
Phone: 318-487-7406 **Home:** 318-640-2580
BASEBALL HEAD **BILLY ALLGOOD**
Phone: 318-487-7322 **Home:** 318-640-0197
Assistant - Ken Johnson
Phone: 318-487-7322 **Home:** 318-640-2011
MEN'S CROSS COUNTRY **TRACY GUNTER**
Phone: 318-487-7503 **Home:** 318-640-5194
WOMEN'S CROSS COUNTRY **LORI THAMES HILBURN**
Phone: 318-487-7406 **Home:** 318-640-2580
WOMEN'S TENNIS **MINDY YODER**
Home: 318-443-5866

SPORTS INFORMATION/PUBLICITY **DERALD HARRIS**
Phone: 318-487-7194 **Home:** 318-443-3893

INTRAMURAL DIRECTOR **DR. WILLIAM TODD**
Phone: 318-487-7603 **Home:** 318-443-4181

FACULTY ATHLETIC REPRESENTATIVE **DR. WAYNE MCCRAY**
Phone: 318-487-7193 **Home:** 318-640-0583

LOUISIANA COLLEGE MEN'S BASKETBALL STATISTICS

PLAYERS	2-PT			3-PT			TOTAL			TOTAL			REB	PF	PT	HIG	HIG
	GA	FGM-FGA	PCT	FGM-FGA	PCT	FGM-FGA	PCT	FTM-FTA	PCT	PTS-PTS	REB-AVG	PF					
Warren	5	10-52	34.6	9-23	39.1	27-75	36.0	10-11	90.9	73-14.6	19-3.8	12	0	16-3.2	8-1.6	22	7
Watson	6	8-29	27.6	13-24	54.2	21-53	39.6	1-2	50.0	56-9.3	10-1.7	13	1	15-2.5	13-2.2	24	4
Briggs	6	24-39	61.5	2-3	66.7	26-42	61.9	10-18	55.6	64-10.7	37-6.2	20	1	6-1.0	7-1.2	19	7-3x
Walker	21	72-152	47.4	24-85	28.2	96-237	40.5	51-77	66.2	267-12.7	111-5.3	70	6	48-2.3	61-2.9	28-2x	11
Travis	23	15-45	33.3	36-115	31.3	51-160	31.9	32-50	0.0	170-7.4	87-3.8	68	2	41-1.8	41-1.8	18	9
Leonler	23	6-21	28.6	11-36	30.1	17-57	29.8	12-17	0.0	57-2.5	33-1.4	56	1	59-2.6	71-3.1	13	4
Barcelona	0	0-0	.0	0-0	0.0	0-0	0.0	0-0	0.0	0-0.0	0-0.0	0	0	0-0.0	0-0.0	0	0
Hansen	16	8-18	44.4	2-17	11.8	10-35	0.0	8-15	53.3	30-0.0	15-0	14	0	16-0	10-0	4	3-2x
Uckels	23	77-183	42.1	4-12	33.3	81-195	41.5	57-84	67.9	223-9.7	92-4.0	87	8	37-1.6	47-2.0	17	10
King	23	147-253	58.1	1-12	8.3	148-265	55.8	45-82	54.9	342-14.9	164-7.1	60	2	31-1.3	42-1.8	24	12-2x
Phillie	23	125-60	41.2	25-63	39.7	50-123	40.7	26-36	72.2	151-6.6	79-3.4	81	7	35-1.5	49-2.1	16	8
Victor	14	53-95	55.8	0-6	0.0	53-101	52.5	22-34	64.7	128-9.1	61-4.4	51	1	10-0.7	26-1.9	17	8
TOTALS	23	453-947	47.8	127-396	32.1	580-1343	43.2	274-426	64.3	1561-67.9	708-30.1	532	29	314-13.7	303-16.6		

LOUISIANA COLLEGE WOMEN'S BASKETBALL STATISTICS

PLAYERS	2-PT			3-PT			TOTAL			TOTAL			REB	PF	PT	HIG	HIG
	GA	FGM-FGA	PCT	FGM-FGA	PCT	FGM-FGA	PCT	FTM-FTA	PCT	PTS-PTS	REB-AVG	PF					
Watts	0	0-0	0.0	0-0	0.0	0-0	0.0	0-0	0.0	0-0.0	0-0.0	0	0	0-0.0	0-0.0	0	0
Lebouef	01	0-1	0.0	0-2	0.0	0-3	0.0	0-0	0.0	0-0.0	1-1.1	1	0	4-4.0	2-0.2	0	1
Hawthorne	06	3-9	33.3	0-1	0.0	3-10	439.0	1-5	20.0	212-7.5	7-1.1	7	0	2-0.3	2-0.3	5	2-3x
Vilron	28	89-187	47.5	0-3	0.0	89-190	46.8	34-53	64.1	369-13.1	130-4.6	61	0	49-1.7	57-2.0	14	8-3x
Arthur	28	60-143	41.9	68-158	43.0	128-301	42.5	45-59	76.2	230-8.2	81-2.8	86	1	68-2.4	88-3.1	24	5-2x
McGaha	28	83-217	38.2	0-4	0.0	83-221	37.5	64-91	70.3	78-2.8	134-4.7	90	6	60-2.1	45-1.6	18	10-2x
Rosenthal	27	15-31	48.3	9-17	52.9	24-48	50.0	21-28	75.0	523-18.6	35-1.2	45	0	42-1.5	67-2.4	20	6
Swall	28	144-313	46.0	44-126	34.9	188-439	42.8	103-147	70.0	161-6.7	187-6.6	166	1	173-6.1	172-6.1	30	13
Williams	24	58-122	47.5	0-0	0	58-122	47.5	45-76	59.2	257-9.5	79-3.2	67	4	6-0.2	33-1.3	15	8
Bradley	27	103-234	44.0	0-2	0	103-236	43.6	51-78	65.3	9-0.9	171-6.3	82	5	15-0.5	44-1.6	26	14
Hennig	10	3-9	33.3	0-0	0	3-9	236.0	3-8	37.5	168-6.0	10-1.0	44	0	1-0.1	6-0.6	4	2
Jones	28	69-157	43.9	0-0	0.0	69-157	43.9	30-58	51.7	29-1.8	147-5.2	50	0	17-0.6	43-1.5	23	15
Dent	03	0-5	0.0	0-0	0.0	0-0	0.0	0-0	0.0	0-0.0	0-0.0	1	0	0-0.0	0-0.0	0	0
TOTALS	28	627-1428	43.9	121-313	38.6	748-1736	43.0	397-603	65.8	2014-71.9	982-35.0	560	10	437-15.6	559-19.9		

MOBILE COLLEGE MEN'S BASKETBALL STATISTICS

PLAYERS	GA	2-PT		3-PT		TOTAL		FTM-FTA	PCT	TOTAL	RBD	PP	AST	TO	BL	ST
		FGM-FGA	PCT	FGM-FGA	PCT	FGM-FGA	PCT									
Clemons	32	13-31	41.9	2-5	40.0	5-36	41.7	5-7	71.4	37-1.2	25-0.8	42	58	37	0	14
Williams	34	69-129	53.5	6-37	16.2	75-166	45.2	98-128	76.6	252-7.4	54-1.6	112	112	76	1	57
Doules	33	21- 51	41.1	0-1	0.0	21-52	40.4	11- 24	45.8	53-1.6	30-0.9	51	60	35	1	35
Pittman	33	69-123	56.1	10-39	25.6	79-162	48.8	57-93	61.3	225-6.8	67-2.0	58	43	34	5	41
Applin	32	89-160	51.9	16-47	34.0	99-207	47.8	72-89	80.9	286-8.9	73-2.3	52	40	39	4	31
Davis	33	46-93	49.5	0-3	0.0	46-96	47.9	25-42	59.5	117-3.5	85-2.6	34	15	24	2	12
Polak	12	1-9	22.2	0-0	0.0	2-9	22.2	6-8	75.0	10-.8	8-.7	4	4	9	0	2
Powell	33	161-261	61.7	3-9	33.3	164-270	60.7	108-146	73.9	442-13.4	184-5.6	78	105	275	8	76
Jones	26	22-65	48.9	9-37	24.3	31-82	37.8	9-14	64.3	82-3.2	45-1.7	11	15	21	3	12
Polite	34	144-266	54.1	0-1	0.0	144-267	53.9	111-145	76.6	399-11.7	163-4.8	52	45	65	14	53
Spraglin	18	5-17	29.4	0-0	0.0	5-17	29.4	4-19	21.1	14-.8	26-1.4	23	3	9	5	2
Wart	34	34-51	66.7	25-72	34.7	59-123	47.9	31-45	68.9	174-5.1	53-1.6	46	24	29	6	19
Lunsford	29	42-84	50.0	0-1	0.0	42-85	49.4	28-42	66.7	112-3.9	67-2.3	14	8	10	2	8
Ward	26	15-41	36.6	0-0	0.0	15-41	36.6	8-12	66.7	38-1.5	41-1.6	37	11	18	6	2
Dunn	34	142-250	56.8	0-1	0.0	142-251	56.6	70-128	54.7	356-1.4	166-4.9	98	37	50	25	35
TOTALS	34	869-1613	53.9	73-251	29.1	942-1864	50.5	648-939	69.0	2607-76.7	1104-32.5	725	580	532	82	501

MOBILE COLLEGE WOMEN'S BASKETBALL STATISTICS

PLAYERS	GA	2-PT		3-PT		TOTAL		FTM-FTA	PCT	TOTAL	RBD	PP	AST	TO	BL	ST
		FGM-FGA	PCT	FGM-FGA	PCT	FGM-FGA	PCT									
Jackson, St	30			0- 1	.00	161-320	.50	94-155	.61	416-13.8	137-4.5	58	171	112	1	93
Baggett	31			63-133	.47	137-290	.47	68- 82	.83	405-13.0	116-3.7	78	53	74	1	48
Roberts	31			21- 38	.55	114-230	.50	72- 91	.79	321-10.3	132-4.2	92	86	43	3	49
Vanson	31			17- 62	.27	112-297	.38	63- 75	.84	304- 9.8	107-3.4	98	106	71	6	70
Bailey	31			8- 19	.42	98-227	.43	45- 57	.79	249- 8.0	151-4.8	63	36	33	10	53
Kisling	31			0- 2	.00	104-218	.48	37- 67	.55	246- 7.9	116-3.7	107	21	52	34	62
Pove	31			0- 0	.00	91-157	.58	42- 84	.50	224- 7.2	187-6.0	67	20	52	15	53
Cummings	31			1- 5	.20	41-113	.36	2- 9	.22	85- 2.7	35-1.1	19	20	29	0	18
Beaks	18			0- 0	.00	15- 34	.44	5- 7	.71	35- 1.9	43-2.3	23	6	19	6	8
Jackson, Sy	8			0- 1	.00	10- 25	.40	8- 16	.50	28- 3.5	7- .9	6	11	17	1	13
TOTALS	31			110-261	.42	883-1911	.46	436-643	.68	2313-74.6	1084-34.9	603	530	502	77	466



SOUTHERN UNIVERSITY IN NEW ORLEANS

ADDRESS: 6400 Press Drive Nickname: SUNO Knights
 New Orleans, LA 70126 Colors: Blue and Gold
 Enrollment: 4900 President: Dr. Dolores R. Spikes
 Fax Number: 504-286-5131 Chancellor: Dr. Robert B. Gex

ATHLETIC DIRECTOR **MR. EARL RANDOLPH HILL**
 Phone: 504-286-5192 Home: 504-925-9742

COACHING STAFF:

MEN'S BASKETBALL HEAD **MR. EARL R. HILL**
 Phone: 504-286-5192 Home: 504-925-9742
 Assistant - Mr. Elston King
 Phone: 504-286-5194 Home: 504-948-2489

WOMEN'S BASKETBALL HEAD **G. JEAN BROOKS**
 Phone: 504-286-5197 Home:

GROSS COUNTRY HEAD (Men and Women).. **DR. ARTIS DAVENPORT**
 Phone: 504-286-5332 Home: 504-245-8422
 Assistant - Lagabe Williams
 Phone: 504-286-5192 Home: 504-241-8064

TRACK HEAD (Men and Women) **DR. ARTIS DAVENPORT**
 Phone: 504-286-5332 Home: 504-245-8422
 Assistant - Lagabe Williams
 Phone: 504-286-5332 Home: 504-241-8064

SPORTS INFORMATION/PUBLICITY **Vacant**
 Phone: 504-286-5340

FACULTY ATHLETIC REPRESENTATIVE **LOUIS MCMILLION**
 Phone: 504-286-5286 Home: 504-244-7826

SOUTHERN UNIVERSITY IN NEW ORLEANS MEN'S BASKETBALL STATISTICS

PLAYERS	GA	2-PT		3-PT		TOTAL		TOTAL		REB-AVG	AST-AVG	TO	BL	ST	PF	
		FGM-FGA	PCT	FGM-FGA	PCT	FGM-FGA	PCT	FTM-FTA	PCT							PTS-AVG
Jones	21	26-69	37.7	13-37	35.1	39-106	36.7	31-47	66.0	122-5.8	27-1.3	77-3.7	61	0	46	26
Berndon	17	53-112	47.3	2-9	22.2	55-121	45.4	9-18	50.0	12-7.1	40-2.4	2	19	0	5	35
Btienne	11	11-24	45.8	0-1	0.0	11-25	44.0	2-10	20.0	24-2.2	5-0.45	3	13	0	2	12
Voel	11	5-13	38.5	0-0	0.0	5-13	38.6	6-21	28.6	16-1.5	16-1.5	1	0	0	0	9
Young, J.	23	87-194	44.8	63-154	40.9	150-348	43.3	148-73	66.7	411-17.9	28-1.2	43-1.9	53	4	25	68
Hagee, J.	20	36-110	30.5	19-55	34.5	55-173	33.0	342-59	71.2	171-8.6	37-1.9	24-1.2	20	4	13	60
Howard	23	15-47	31.9	6-12	50.0	21-59	35.5	12-20	60.0	60-2.6	57-2.5	68-3.0	49	1	28	56
Young, R.	23	83-179	46.4	5-13	38.5	88-192	45.8	360-107	56.1	241-10.5	117-5.1	28-1.2	41	12	18	61
Scalos	19	62-112	55.4	0-0	0.0	62-112	55.4	119-31	61.3	143-7.5	64-3.4	5	42	3	10	53
Lunnford	11	5-10	27.0	0-0	0.0	5-10	27.0	0-2	0.0	10-0.9	8-0.7	0	5	0	0	16
Hagee, L.	12	5-12	41.7	1-1	1.0	6-13	46.1	9-13	69.2	22-1.8	9-0.8	4	10	0	1	10
Vancey	14	27-60	45.0	2-6	33.3	29-66	43.5	11-24	45.8	71-5.1	48-3.4	1	13	0	0	18
Washington	21	89-150	59.3	0-0	0.0	89-150	59.3	50-79	63.3	228-10.9	193-6.8	8	29	9	14	47
Henson	17	18-36	50.0	0-0	0.0	18-36	50.0	5-12	41.7	41-2.4	20-1.2	0	14	0	5	23
TOTALS	23	575-1238	46.4	122-301	40.5	633-1432	44.2	326-535	60.9	1751-176.1	854-	264-11.4	369	36	167	494

SOUTHERN UNIVERSITY IN NEW ORLEANS WOMEN'S BASKETBALL STATISTICS

PLAYERS	GA	2-PT		3-PT		TOTAL		TOTAL		REB-AVG	AST-AVG	TO	BL	ST	PF	
		FGM-FGA	PCT	FGM-FGA	PCT	FGM-FGA	PCT	FTM-FTA	PCT							PTS-AVG
Stark	22	12-34	22.2	1-8	12.5	13-62	20.9	8-21	38.1	30-1.4	54-2.5	10	51	2	8	43
Jackson	23	37-106	34.4	15-31	48.4	52-137	37.9	16-28	57.1	135-5.9	39-1.7	13	58	0	10	42
Johnson	23	75-185	40.5	10-33	30.3	85-218	38.9	41-69	59.4	221-9.6	118-5.1	31	66	1	11	48
Roker	23	55-136	40.4	3-10	30.0	58-146	39.7	14-41	34.1	133-5.8	114-5.0	18	62	15	14	60
Suggs	21	94-203	46.3	14-38	36.8	108-241	44.8	72-113	63.7	260-12.4	123-5.9	100-4.8	62	3	29	33
Traylor	22	80-154	51.9	0-0	0.0	80-154	51.9	19-50	38.0	179-8.1	111-5.0	7	57	5	11	64
Starks	23	158-358	44.1	0-0	0.0	158-358	44.1	55-83	66.3	371-16.1	181-7.9	11	63	6	22	72
Kelly	22	28-89	31.5	3-8	37.5	31-97	31.9	15-21	71.4	80-3.6	68-3.1	12	54	0	10	41
TOTALS	23	543-1324	41.0	45-128	35.1	246-466	52.8	240-426	62.0	925	40.2	105	473	202	32	403



SPRING HILL COLLEGE

ADDRESS: 4000 Dauphin Street Nickname: Badgers, Lady Badgers
Mobile, Alabama 36608 Colors: Purple and White
President: Fr. William J. Rewak
Fieldhouse: St. Paul's Gym (Seats 1000)
Enrollment: 1250
Fax Number: 205-460-2371

ATHLETIC DIRECTOR **FRANK SIMS**
Phone: 205-460-2346 Home: 205-343-7528

COACHING STAFF:

- MEN'S BASKETBALL HEAD** **JOE NILAND**
Phone: 205-460-2346 Home:
- WOMEN'S BASKETBALL HEAD** **JAMES WALKER**
Phone: 205-460-2346 Home: 205-380-4456
- BASEBALL HEAD** **FRANK SIMS**
Phone: 205-460-2346 Home: 205-343-7528
- TENNIS (Men and Women)** **BRUCE SIMS**
Phone: 205-460-2346 Home: 205-965-7557
- CROSS COUNTRY (Women)** **JAMES WALKER**
Phone: 205-460-2346 Home: 205-460-2100
- GOLF (Men and Women)** **MARK FRIEDE**
Phone: 205-460-2346 Home: 205-344-2912
- SAILING** **ELLIS OLLINGER**
Phone: 205-432-3932
- SOCCER (Men and Women)** **RON BRILL**
Phone: 205-460-2346 Home: 205-460-0989

INTRAMURAL DIRECTOR **MELLIE BOAGNI**
Phone: 205-460-2345


FACULTY ATHLETIC REPRESENTATIVE **DR. ROBERT W. MACALEESE**
Phone: 205-460-2066 Home: 205-666-4266

SPRING HILL COLLEGE BASKETBALL STATISTICS

PLAYERS	GA	2-PT			3-PT			TOTAL			TOTAL			PP	ART	TO	BL	ST
		FGM-PGA	PCT	FGM-PGA	PCT	FGM-PGA	PCT	FTH-PFA	PCT	FTH-PFA	PCT	FTH-PFA	PCT					
Thelen	31	200-300	66.7	14- 34	41.2	214-334	64.1	140-222	63.1	582-10.0	246-7.9	96	113	107	35	67		
Gomez	21	111-210	52.9	0- 1	0.0	111-211	52.6	70- 98	71.4	292-13.9	114-5.4	70	33	47	5	22		
D. Wright	31	97-185	52.4	2- 10	20.0	99-195	50.8	40- 71	56.3	240- 7.7	122-3.9	75	29	30	6	10		
S. Wright	31	57-122	46.7	7- 38	18.4	64-160	40.0	42- 68	61.8	177- 5.7	97-3.1	76	137	71	3	53		
Allen	29	112-178	62.9	0- 0	0.0	112-178	62.9	118-154	76.6	342-11.0	135-4.7	91	23	48	9	22		
Layman	31	38- 62	61.3	41-110	37.3	79-172	45.9	21- 37	56.8	220- 7.1	54-1.7	48	45	35	0	32		
Copenbaver	31	33- 47	70.2	0- 0	0.0	33- 47	70.2	25- 42	59.5	91- 2.9	42-1.4	58	30	29	2	13		
Tyson	10	6- 17	35.3	0- 0	0.0	6- 17	35.3	5- 8	62.5	17- 1.7	11-1.1	8	1	7	0	5		
Coates	26	25- 39	64.1	3- 7	42.9	28- 46	60.9	25- 36	69.4	84- 3.2	38-1.5	28	11	15	6	5		
Sterling	30	28- 55	50.9	13- 23	56.5	41- 78	52.6	39- 50	78.0	134- 4.5	21-0.7	38	34	32	0	17		
Hubbard	20	5- 10	50.0	6- 20	30.0	11- 30	36.7	11- 17	64.7	39- 2.0	14-0.7	12	3	11	2	7		
Parker	28	52-106	49.1	13- 42	31.0	65-148	43.9	45- 70	64.3	188- 6.7	30-1.1	55	26	50	4	29		
Groefe	12	7- 18	38.9	1- 1	100.0	8- 19	42.1	6- 12	50.0	23- 1.9	15-1.3	18	0	1	0	4		
Andrew	10	7- 16	43.8	0- 0	0.0	7- 16	43.8	3- 4	75.0	17- 1.7	7-0.7	4	1	1	0	1		
Stein	2	1- 2	50.0	0- 0	0.0	1- 3	33.3	0- 0	0.0	2- 1.0	2-1.0	1	0	0	1	0		
TOTALS	31	779-1367	57.0	100-287	34.8	879-1654	53.1	590-889	66.4	448-79.0	948-30.6	666	486	492	73	295		

SPRING HILL WOMEN'S BASKETBALL STATISTICS

PLAYERS	GA	2-PT			3-PT			TOTAL			TOTAL			PP	ART	TO	BL	ST
		FGM-PGA	PCT	FGM-PGA	PCT	FGM-PGA	PCT	FTH-PFA	PCT	FTH-PFA	PCT	FTH-PFA	PCT					
Anderson	26	37- 94	39.4	0- 0	0.0	37- 94	39.4	10-22	45.5	84- 3.2	83-3.2	37	16	29	0	27		
Coxe	11	26- 65	40.0	12-44	27.3	38-109	34.9	14-27	51.9	102- 9.3	30-2.7	25	37	36	0	22		
Derrick	26	63-186	33.9	6-37	16.2	69-223	30.9	41-63	65.1	185- 7.1	51-2.0	58	87	81	7	42		
Henderson	22	53-149	35.6	4-18	22.2	57-167	34.1	21-39	53.8	139- 6.3	56-2.5	37	61	37	0	47		
Kemp	26	104-171	60.8	0- 0	0.0	104-171	60.8	30-57	52.6	238- 9.2	153-5.9	48	12	24	10	26		
Layton	26	81-173	46.8	19-50	38.0	100-223	44.8	44-68	64.7	263-10.1	110-4.2	74	92	72	1	31		
Popp	23	10- 28	35.7	0- 3	0.0	10- 31	32.3	8-18	44.4	28- 1.2	46-2.0	35	33	30	0	23		
Porloux	26	69-119	58.0	0- 0	0.0	69-119	58.0	55-80	68.8	193- 7.4	111-4.3	97	16	43	0	22		
Richardson	26	150-321	46.7	10-53	18.9	160-374	42.8	55-92	59.8	385-14.8	208-8.0	72	36	56	26	32		
Robinson	4	13- 28	46.4	0- 0	0.0	13- 28	46.4	6-10	60.0	32- 0.0	23-3.8	11	6	10	5	7		
Hughes	14	35- 67	52.2	0- 0	0.0	35- 67	52.2	33-52	63.5	103- 7.4	82-5.9	26	9	27	2	24		
TOTALS	27	641-1401	45.8	51-205	24.9	692-1606	43.1	317-528	60.0	1752-64.9	953-35.3	520	405	470	59	303		



TOUGALOO COLLEGE

ADDRESS: Tougaloo, MS 39174 **Nickname:** Bulldogs, Lady Bulldogs
Colors: Royal Blue and Scarlet
President: Dr. Adib Shakir
Fieldhouse: Brownlee Hall (Seats 700)
 Callaway High School (Seats 1000)
Enrollment: 1100
Fax Number: 601-977-9265

ATHLETIC DIRECTOR **JAMES TURNER**
Phone: 601-977-7809 **Home:** 601-366-9994

COACHING STAFF:

MEN'S BASKETBALL HEAD **JAMES TURNER**
Phone: 601-977-7836 **Home:** 601-366-5264
Assistant -Broderick Owens
Phone: 601-977-7898 **Home:** 601-362-5264
WOMEN'S BASKETBALL HEAD **CHERYL MCIVER**
Phone: 601-977-7936 **Home:** 601-957-9498
TRACK AND CROSS COUNTRY HEAD **SANDY SADDLER**
Phone: 601-977-7855 **Home:** 601-977-7855

SPORTS INFORMATION/PUBLICITY **CHERYL MCIVER**
Phone: 601-977-7936 **Home:** 601-957-9498

INTRAMURAL DIRECTOR **BRODERICK OWENS**
Phone: 601-977-7809 **Home:**

FACULTY ATHLETIC REPRESENTATIVE **DR. JAMES COLEMAN**
Phone: 601-977-7887 **Home:** 601-981-9006

TONGALOO COLLEGE MEN'S BASKETBALL STATISTICS

PLAYERS	GA	2-PT		3-PT		TOTAL			TOTAL			RND-AVG	PP	AST	TO	BL	ST
		FGM-FGA	PCT	FGM-FGA	PCT	FGM-FGA	PCT	FTM-FTA	PCT	PTS-AVG							
Finch	29	88-264	33.3	115-327	35.2	203-591	34.3	43- 59	72.9	564-19.4	53-1.8	73	41	46	1	22	
Richardson	28	52-120	43.3	6- 44	13.6	58-164	35.4	771-101	70.3	193- 6.9	73-2.6	61	106	82	0	42	
Lawson	14	16- 39	41.0	9- 20	45.0	25- 59	42.4	13- 16	81.3	72- 5.1	21-1.5	21	21	29	0	12	
Porter	2	0- 1	0.0	0- 0	0.0	0- 1	0.0	0- 0	0.0	0- 0.0	0- 0.0	0	0	4	0	0	
King	5	11- 25	44.0	0- 0	0.0	11- 25	44.0	5- 9	55.6	27- 5.4	17-3.4	15	8	6	0	2	
Ellis	13	11- 39	28.2	1- 5	20.0	12- 44	27.3	6- 15	40.0	31- 2.4	12-0.9	10	6	13	1	3	
Bland	28	140-261	53.6	16- 37	43.2	156-298	52.3	95-159	59.7	423-15.1	174-6.2	108	30	75	9	31	
Brown	16	8- 20	40.0	0- 0	0.0	8- 20	40.0	11- 16	68.8	27- 1.7	27-1.7	20	15	11	0	6	
Jackson	21	19- 32	59.4	1- 6	16.7	20- 38	52.6	0- 21	30.1	49- 2.3	30-1.4	28	16	25	2	13	
White	29	104-216	48.1	4- 10	40.0	108-226	47.8	39- 56	69.6	259- 8.9	173-6.0	66	73	60	2	18	
Newson	10	31- 65	47.7	5- 24	20.8	36- 89	40.4	12- 27	44.4	89- 8.9	25-2.5	28	15	24	2	9	
Lampkin	18	52- 94	55.3	0- 0	0.0	52- 94	55.3	23- 35	65.7	127- 7.1	104-5.8	50	15	16	2	9	
Griffin	19	33- 97	34.0	35-105	33.3	68-202	33.7	32- 52	61.5	203-10.7	62-3.3	53	35	25	3	20	
TOTALS	25	584-1186	49.2	105-231	45.5	689-1417	48.6	250-374	66.8	1733-69.3	666-26.6	448	334	377	46	193	

TONGALOO COLLEGE WOMEN'S BASKETBALL STATISTICS

PLAYERS	GA	2-PT		3-PT		TOTAL			TOTAL			RND-AVG	PP	AST	TO	BL	ST
		FGM-FGA	PCT	FGM-FGA	PCT	FGM-FGA	PCT	FTM-FTA	PCT	PTS-AVG							
Anderson	23	58-159	36.5	0- 0	0.0	58-159	36.5	23- 42	54.8	139- 6.0	91- 4.0	32	30	111	0	13	
Jones	16	24- 75	52.0	0- 3	0.0	24- 78	30.8	12- 15	80.0	60- 3.8	82- 5.1	45	12	28	0	17	
McKay	6	26- 50	52.0	0- 0	0.0	26- 50	52.0	15- 18	83.3	67-11.2	30- 5.0	16	0	16	0	2	
Patrick	27	35-116	30.2	16- 62	25.8	51-178	28.7	34- 43	79.1	152- 5.6	44- 1.6	60	25	78	0	12	
Robinson	26	74-198	37.4	1- 23	4.3	75-221	33.9	38- 85	44.7	189- 7.3	91- 4.0	67	9	52	1	21	
Vickers	27	129-317	40.7	5- 17	29.4	134-334	40.1	85-150	56.7	358-13.3	152- 5.6	87	18	90	2	25	
Hard	12	4- 22	18.2	0- 0	0.0	4- 22	18.2	4- 6	66.7	12- 1.0	2- 2.0	11	4	32	0	4	
Wells	27	67-257	26.1	23-109	21.1	90-366	24.6	60-112	53.6	263- 9.7	106- 3.9	71	61	202	0	37	
Brown	4	0- 2	0.0	0- 0	0.0	0- 2	0.0	1- 2	50.0	1- 0.3	6- 1.5	5	0	1	0	0	
Chinn	2	3- 8	37.5	0- 0	0.0	3- 8	37.5	0- 0	0.0	6- 3.0	1- 0.5	0	0	3	0	1	
Knight	7	14- 63	22.2	3- 19	15.8	17- 82	20.7	18- 25	72.0	55- 7.9	28- 4.0	14	5	24	0	8	
Ranson	5	36-103	35.0	0- 0	0.0	36-103	35.0	18- 31	58.1	90-18.0	58-11.6	18	0	10	3	8	
Thurman	7	24- 66	36.4	0- 0	0.0	24- 66	36.4	21- 46	45.7	69- 9.9	60- 8.6	19	1	24	6	7	
TOTALS	25	584-1186	49.2	105-231	45.5	689-1417	48.6	250-374	66.8	1733-69.3	666-26.6	448	334	377	46	193	



WILLIAM CAREY COLLEGE

ADDRESS: Tuscan Avenue
Hattiesburg, MS 39401-9913

Nickname: Crusaders, Lady Saders
Colors: Red, Black, White
President: Dr. James W. Edwards

Enrollment: 2100
Fax Number: 601-582-6454

ATHLETIC DIRECTOR **STEVE KNIGHT**
Phone: 601-582-6111 Home: 601-582-6389

COACHING STAFF:

MEN'S BASKETBALL HEAD **STEVE KNIGHT**
Phone: 601-582-6111 Home: 601-582-6389
Assistant - Tracy English
Phone: 601-582-6111 Home: 601-268-6530
Student Assistant - LaRon Brumfield

WOMEN'S BASKETBALL HEAD **TRACY ENGLISH**
Phone: 601-582-6204 Home: 601-268-6530
Graduate Assistant - Sandy Reynolds
Phone: 601-582-6204 Home: 601-582-6385

BASEBALL HEAD **BOBBY HALFORD**
Phone: 601-582-6110 Home: 601-264-1550
Student Assistants - Dale Coleman
- Craig Bragg
- Rusty Phillips

WOMEN'S SOFTBALL HEAD **SANDY REYNOLDS**
Phone: 601-582-6204 Home: 601-582-6385

TENNIS HEAD (Men and Women) **JACK JONES**
Phone: 601-582-6187 Home: 601-583-3805
Assistant (Men and Women) - Marco Zannoni

MEN'S SOCCER HEAD **DOUG STOVALL**
Phone: 601-865-1504 Home: 601-896-6978
Graduate Assistant - Eric Kravette
Phone: 601-865-1504
Graduate Assistant - Barrington Gaynor

WOMEN'S SOCCER HEAD **WILLIAM B. FINDLEY, II**
Phone: 601-865-1518
Volunteer Assistant - Katie Anderson

SPORTS INFORMATION/PUBLICITY: Each coach is responsible.

FACULTY ATHLETIC REPRESENTATIVE **DR. E. MILTON WHEELER**
Phone: 601-582-6165 Home: 601-268-3126

WILLIAM CARRY COLLEGE MEN'S BASKETBALL STATISTICS

PLAYERS	GA	2-PT		3-PT		TOTAL		TOTAL		REB-AVG	AST-AVG	TO	BL	ST	PF		
		FGM-FGA	PCT	FGM-FGA	PCT	FGM-FGA	PCT	FTM-FTA	PCT							PTS-AVG	
Dann	31	126-267	51.0	26-72	36.1	152-319	47.7	101-162	62.4	431-13.9	129-4.2	84-2.7	76	1	47	79	
Appel	8	6- 0	75.0	0- 0	0.0	6- 0	75.0	2- 2	100.0	14- 4.0	7-0.9	4-0.5	18	0	0	5	
Owens	29	56- 91	61.5	8-35	22.9	64-126	50.8	25- 35	71.4	161- 5.6	71-2.5	45-1.6	49	4	20	48	
Glass	29	23- 44	52.3	7-35	20.0	30- 79	38.0	32- 43	74.4	99- 3.4	38 1.3	26-0.9	29	1	12	34	
Madden	22	12- 28	42.9	9-31	29.0	21- 59	35.6	20- 43	46.5	71- 3.2	35-1.6	43-2.0	25	0	10	45	
Cox	29	65-117	55.6	0- 4	0.0	65-121	53.7	58- 92	63.0	188- 6.5	70-2.4	15-0.5	47	16	18	79	
Windham	31	22- 77	28.6	25-75	33.3	47-152	30.9	55- 80	68.8	174- 5.6	89-2.9	182-5.9	106	1	4	62	58
Harden	25	29- 51	56.9	0- 1	0.0	29- 52	55.8	13- 22	59.1	71- 2.8	53-2.1	7-0.3	33	7	5	38	
Brunfield	31	98-164	59.8	22-75	29.3	120-239	50.2	100-129	77.5	362-11.7	127-4.1	93-3.0	99	0	47	82	
John	30	211-318	66.4	0- 0	0.0	211-318	66.4	139-187	74.3	561-18.7	282-9.4	40-1.3	51	37	37	86	
Hilison	2	2- 4	50.0	0- 0	0.0	2- 4	50.0	0- 2	0.0	4- 2.0	0-0.0	0-0.0	0	1	1	2	
Hanthorne	29	178-310	57.4	1- 3	33.3	179-313	57.2	112-194	37.7	471-16.2	252-8.7	26-3.5	55	95	41	69	
TOTALS	31	828-1459	56.8	98-331	29.6	926-1790	51.7	657-991	66.3	2607-84.1	1275-41.1	565-18.2	588	166	300	625	

WILLIAM CARRY COLLEGE WOMEN'S BASKETBALL STATISTICS

PLAYERS	GA	2-PT		3-PT		TOTAL		TOTAL		REB	AST	TO	BL	ST		
		FGM-FGA	PCT	FGM-FGA	PCT	FGM-FGA	PCT	FTM-FTA	PCT						PTS-AVG	
Evans	32	144-282	51.12	36-101	35.62	180-383	47.02	88-117	75.22	484- 15.1	125-3.9	59	104	96	7	99
T. Jones	32	372-600	62.02	1- 5	20.02	373-605	61.72	176-234	75.22	923- 28.8	315-9.8	66	85	84	6	90
Biaz	16	4- 14	28.62	0- 0	0.0	4- 14	28.62	1- 2	50.02	9- 0.6	7-0.4	5	6	7	0	1
Lockett	31	33- 87	37.92	38-171	22.22	71-258	27.52	18- 38	47.42	198- 6.4	171-5.5	90	135	84	10	128
Agee	27	12- 30	40.02	5- 9	55.62	17- 39	43.62	10- 19	52.62	49- 1.8	29-1.1	32	23	3	18	
Caldwell	17	14- 28	50.02	0- 2	0.02	14- 30	46.72	1- 13	7.72	29- 1.7	14-0.8	11	8	15	0	7
Keyes	23	17- 48	35.42	0- 5	0.02	17- 53	32.12	9- 22	40.92	43- 1.9	42-1.8	13	20	25	0	5
Thomas	32	63-154	40.92	13- 31	41.92	76-185	41.12	51- 87	58.62	216- 6.8	173-5.4	71	265	144	3	95
Strickland	13	4- 17	23.52	0- 9	0.02	4- 26	15.42	2- 5	40.02	10- 0.8	12-0.9	4	8	10	0	5
Beavers	19	16- 37	43.22	0- 0	0.00	16- 37	43.22	7- 9	77.82	39- 2.1	24-1.3	23	1	12	0	6
Lampton	32	23- 69	33.32	0- 2	0.02	23- 71	32.42	0- 13	69.22	55- 1.7	74-2.3	37	44	28	13	23
Dees	7	3- 8	37.52	0- 0	0.0	3- 8	37.52	2- 6	33.32	8- 1.1	9-1.3	8	1	1	0	0
Tr. Jones	32	204-382	53.42	0- 0	0.0	204-382	53.42	120-184	65.22	528- 16.5	284-8.9	85	29	81	22	37
B. Brown	30	36- 77	46.82	0- 0	0.0	36- 77	46.82	14- 18	77.82	86- 2.9	58-1.9	67	5	26	1	15
TOTALS	32	945-1833	51.62	93-335	27.82	1038-2168	47.92	508-767	66.22	2677-83.7	1339-41.8	571	734	639	65	529



XAVIER UNIVERSITY OF LOUISIANA

ADDRESS: 7325 Pine and Palmetto Nickname: Gold Rush, Gold Nuggets
 New Orleans, LA 70125 Colors: White and Gold
 President: Dr. Norman C. Francis
 Fieldhouse: The Barn (Seats 2000)
 Enrollment: 3500
 Fax Number: 504-482-1561

ATHLETIC DIRECTOR **FELIX JAMES**
 Phone: 504-483-7329 Home: 504-277-3162

COACHING STAFF:

MEN'S BASKETBALL HEAD **DALE VALDERY**
 Phone: 504-483-7314 Home: 504-241-6220
 Assistant - Anthony Roman
 Phone: 504-483-7314 Home: 504-945-2136

WOMEN'S BASKETBALL HEAD **JANICE JOSEPH**
 Phone: 504-483-7333 Home: 504-482-7888

GROSS COUNTRY (Men's & Women's)..... TBA
 Phone: 504-483-7329

TENNIS (Men's & Women's)..... TBA
 Phone: 504-483-7329

SPORTS INFORMATION/PUBLICITY **RICHARD TUCKER**
 Phone: 504-483-7568 Home: 504-455-2935

INTRAMURAL DIRECTOR **SILAS STEELE**
 Phone: 504-483-7334

FACULTY ATHLETIC REPRESENTATIVE **SR. GRACE MARY FLICKINGER**
 Phone: 504-483-7526 Home: 504-482-0917

XAVIER UNIVERSITY MEN'S BASKETBALL STATISTICS

PLAYERS	GA	2-PT	3-PT	TOTAL	TOTAL			AST	TO	BL	ST	PF	
		FGM-FGA	FGM-FGA	PCT	FTM-FTA	PCT	PTS-AVG						RND-AVG
Johnson	32	97-196	9-18	49.5	65-94	69.1	268-8.4	70-2.2	82	89	4	60	81
Eggleston	30	74-185	33-88	40.0	68-105	64.8	249-8.3	44-1.5	62	89	0	68	73
Wyrce	31	76-210	31-95	36.2	41-53	77.4	224-7.2	72-2.3	117	81	1	50	78
Crenshaw	22	16-47	1-9	34.0	22-28	78.6	55-2.5	16-0.7	6	22	0	5	6
Montgomery	28	46-113	26-62	40.7	14-22	63.6	132-4.7	46-1.6	10	22	0	7	37
Britton	32	143-290	4-22	49.3	83-108	76.9	373-11.7	178-5.6	30	93	8	45	98
Crowder	22	17-41	0-9	41.5	6-9	66.7	40-1.8	26-1.2	12	15	1	9	18
Pinales	32	158-271	0-1	58.3	70-110	59.3	386-12.1	182-5.7	21	67	38	44	96
Fulford	32	71-123	0-2	57.7	36-53	67.9	178-5.6	77-2.4	12	37	4	15	61
Thornton	16	10-16	0-0	62.5	4-12	33.3	24-1.5	19-1.2	1	5	2	1	19
Peters	32	158-281	0-0	56.2	77-153	50.0	393-12.3	205-6.4	32	71	6	46	112
Harvey	29	21-47	0-0	44.7	14-25	56.0	56-1.9	62-2.1	4	13	4	8	40
Outland	4	0-4	0-1	00.0	1-2	50.0	1-0.3	1-0.3	0	0	0	0	0
Hayes	4	0-1	0-0	00.0	1-2	50.0	1-0.3	2-0.5	1	2	0	0	1
Tilman	7	7-12	0-0	58.3	0-2	0.0	14-2.0	19-2.7	1	3	1	0	10
TOTALS	32	894-1837	104-307	48.7	502-786	63.9	2394-74.8	1019-35.4	391	599	69	358	730

XAVIER UNIVERSITY WOMEN'S BASKETBALL STATISTICS

PLAYERS	GA	2-PT	3-PT	TOTAL	TOTAL			AST	TO	BL	ST	PF	
		FGM-FGA	FGM-FGA	PCT	FTM-FTA	PCT	PTS-AVG						RND-AVG
Johnson	28	77-186	7-24	41.1	60-78	76.9	221-7.9	89-3.2	74	87	0	51	73
Bland	28	53-131	1-7	40.5	32-67	47.8	139-5.0	130-4.6	37	44	31	44	73
Davis	15	6-27	0-2	22.2	18-31	58.1	30-2.0	16-1.1	10	17	0	0	10
King	27	32-83	0-2	38.6	7-13	53.8	71-2.6	44-1.6	15	20	1	16	17
Henry	29	131-305	36-104	43.0	61-93	65.6	359-12.4	103-3.6	117	99	10	54	72
Stewart	29	73-196	24-88	37.2	31-42	73.8	201-6.9	77-2.7	150	76	2	39	59
Evans	29	130-231	0-0	56.3	65-100	65.0	325-11.2	146-5.0	19	42	9	40	65
Heady	29	164-306	0-0	53.6	108-195	55.4	436-15.0	277-9.6	27	70	3	53	81
Rosette	2	0-2	0-0	0.0	0-0	0.0	0-0.0	2-1.0	1	0	0	0	0
Pollard	21	9-24	0-1	37.5	2-5	40.0	20-1.0	17-0.8	7	9	1	2	13
Lee	13	10-13	0-0	76.9	8-9	88.9	28-2.2	12-0.9	2	5	0	2	4
Scott	7	2-7	0-0	28.6	0-2	0.0	4-0.6	1-0.1	1	2	0	3	6
Richards	14	6-13	0-1	46.2	7-11	63.6	20-1.4	9-0.6	5	3	1	3	8
Burton	29	197-387	0-0	50.9	81-125	64.8	475-16.4	191-6.6	11	46	6	22	84
Billups	8	5-8	0-0	62.5	3-4	75.0	13-1.6	14-1.8	0	4	0	1	4
TOTALS	29	895-1919	69-229	46.6	483-775	62.3	2342-80.8	1128-43.6	476	524	64	330	569



DISTRICT 30/GCAC STANDINGS

TEAM	DIST. W-L	.PCT	OVERALL	.PCT	GCAC	DISTRICT PLAYOFFS
1. Spring Hill College	13-3	.813	22-9	.709	13-3	First Round: Xavier 86 Billard 82 Mobile 77 Belhaven 71
2. William Carey College	12-4	.750	21-10	.677	12-4	
3. Xavier University	12-4	.750	24-8	.750	12-4	Semifinals: Xavier 78 Wm. Carey 74 Sp. Hill 70 Mobile 69
4. Belhaven College	8-8	.500	18-15	.546	8-8	
5. Mobile College	8-8	.500	23-11	.677	8-8	
6. Billard University	7-9	.438	14-16	.467	7-9	
7. SUNO	5-11	.313	9-15	.375	5-11	Championship: SPRING HILL 68 Xavier 61
8. Tougaloo College	4-12	.250	9-20	.310	4-12	
9. Louisiana College	3-13	.187	5-18	.217	3-13	

GCAC CHAMPION: SPRING HILL

TEAM SCORING

TEAM	OPP.	DIFF.	MARGIN
Mobile	76.7	62.8	+13.9
Wm. Carey	84.1	74.7	+9.4
Spring Hill	79.0	70.7	+8.3
Xavier	74.8	69.1	+5.8
Belhaven	79.1	77.8	+1.3
Billard	78.8	79.7	-0.9
SUNO	76.1	78.3	-2.2
La. College	67.9	75.4	-7.5
Tougaloo	70.5	79.5	-9.0

TEAM REBOUNDING

TEAM	AVG.	OPP.	MARGIN
Wm. Carey	41.1	33.8	+7.3
Mobile	32.5	25.8	+6.7
Billard	36.6	33.5	+3.1
Spring Hill	33.9	31.1	+2.8
Xavier	35.4	33.3	+2.0
SUNO	37.1	37.3	-0.2
Belhaven	30.0	31.2	-1.2
La. College	30.8	33.3	-2.5
Tougaloo	26.6	35.6	-9.0

TOTAL FIELD GOAL SHOOTING

TEAM	3-PT FGM-FGA	TOTAL FGM-FGA	.PCT
Spring Hill	100-287	879-1654	53.1
Wm. Carey	98-331	926-1790	51.7
Mobile	73-251	942-1864	50.5
Xavier	104-307	894-1837	48.7
Belhaven	152-432	882-1811	48.7
Billard	160-501	858-1870	45.9
La. College	127-396	580-1343	43.2
SUNO	126-301	697-1539	42.3
Tougaloo	192-578	757-1851	40.9

FREE THROW SHOOTING

TEAM	FTM-FTA	.PCT
Mobile	648-939	69.0
Spring Hill	590-889	66.4
Wm. Carey	657-991	66.3
Belhaven	589-890	66.1
La. College	274-426	64.3
Xavier	502-786	63.9
Tougaloo	358-566	63.3
Billard	488-781	62.5
SUNO	326-535	60.9



1992-93 WNU'S BASKETBALL INDIVIDUAL STATISTICS

SCORING

<u>NAME</u>	<u>SCHOOL</u>	<u>GA</u>	<u>2FG-3FG-FY</u>	<u>AVG.</u>
V. Shears	DL	30	156-50-122	19.5
A. Floch	YG	29	88-115- 43	19.4
P. Thelen	SH	31	200-14-140	18.8
T. John	VC	30	211- 0-139	18.7
J. Young	SV	23	87-63- 48	17.9
S. Hawthorne	VC	29	178- 1-112	16.2
T. Sunnerville	DL	32	177- 2-134	15.6
L. Bland	YG	29	140-16- 95	15.1
T. King	LC	23	147- 1- 45	14.9
B. Thomas	DL	30	172- 0- 98	14.7
T. Juban	DL	32	109-38-124	14.4
D. Bass	VC	31	126-26-101	13.9
R. Gomez	SH	21	111- 0- 70	13.9
D. Powell	NC	33	161- 3-108	13.4
D. Carrethers	DL	29	41-78- 67	13.2
K. Walker	LC	21	72-24- 51	12.7
H. Peters	SV	32	158- 0- 77	12.3
A. Pinales	SV	32	158- 0- 70	12.1
H. Allen	SH	29	112- 0-118	11.8
B. Polite	NC	34	144- 0-111	11.7
L. Braunfield	VC	31	98-22-100	11.7

REBOUNDING

<u>NAME</u>	<u>SCHOOL</u>	<u>GA</u>	<u>REB</u>	<u>AVG</u>
K. Thomas	DL	30	313	10.4
T. John	VC	30	282	9.4
S. Hawthorne	VC	29	252	8.7
P. Thelen	SH	31	246	7.9
T. King	LC	23	164	7.1
B. Washington	SV	21	143	6.8
H. Peters	SV	32	205	6.4
L. Bland	YG	29	174	6.2
D. White	YG	29	173	6.1
A. Pinales	SV	32	182	5.7
H. Britton	SV	32	178	5.6
D. Powell	NC	33	184	5.6
R. Gomez	SH	21	114	5.4
K. Walker	LC	21	111	5.3
B. Yines	DL	32	162	5.1
K. Young	SV	23	117	5.1
T. Sunnerville	DL	32	160	5.0
C. Dunn	NC	34	166	4.9
B. Polite	NC	34	163	4.8
H. Allen	SH	29	135	4.7
P. Ruffin	DL	30	137	4.6

FREE THROW SHOOTING

<u>NAME</u>	<u>SCHOOL</u>	<u>GA</u>	<u>FTM-FTA</u>	<u>.PCT</u>
L. Bland	YG	31	100-129	77.5
H. Britton	SV	32	83-108	76.9
H. Allen	SH	29	118-154	76.6
A. Williams	NC	34	98-128	76.6
B. Polite	NC	34	111-145	76.6
T. John	VC	30	139-187	74.3
D. Powell	NC	33	108-146	73.9
R. Gomez	SH	21	70- 98	71.4
J. Richards	YG	29	71-101	70.3
T. Sunnerville	DL	32	134-197	68.0
V. Shears	DL	30	122-181	67.4
T. Eckels	LC	23	57- 84	67.1

ASSISTS

<u>NAME</u>	<u>SCHOOL</u>	<u>GA</u>	<u>AST</u>	<u>AVG</u>
S. Vinchon	NC	31	182	5.9
S. Wright	SH	31	137	4.4
R. Dupree	SV	32	117	3.8
S. Jones	SV	21	77	3.7
J. Richards	YG	29	106	3.7


TOTAL FIELD GOAL SHOOTING

<u>NAME</u>	<u>SCHOOL</u>	<u>GA</u>	<u>FGM-FGA</u>	<u>.PCT</u>
T. John	VC	30	211-318	66.4
P. Thelen	SH	31	214-334	64.1
D. Powell	NC	33	164-270	60.7
A. Pinales	SV	32	158-271	58.3
S. Hawthorne	VC	29	179-313	57.2
B. Thomas	DL	30	172-302	57.0
H. Peters	SV	32	158-281	56.2
T. Sunnerville	DL	32	179-318	56.2
T. King	LC	23	148-265	55.8
R. Gomez	SH	21	111-211	52.6
L. Bland	YG	29	156-298	52.3
D. Bass	VC	31	152-319	47.7

THREE POINT FIELD GOAL SHOOTING

<u>NAME</u>	<u>SCHOOL</u>	<u>GA</u>	<u>FGM-FGA</u>	<u>.PCT</u>
J. Young	SV	23	63-154	40.9
T. Juban	DL	32	38- 95	40.0
D. Phillip	LC	23	25- 63	39.7
D. Purvis	DL	31	60-155	38.7
O. Eggleston	SV	30	33- 88	37.5

CCAC MEN'S BASKETBALL SEASON RECORDS
(Through 1992-93 Season)



Team Scoring, Seas. Avg. Off.
Vm. Carey, 1989-90, 94.7

Team Scoring, Seas. Avg., Def.
Belhaven, 1981-82, 55.6

Team Scoring, Seas. Avg., Margin
Mobile Col. 1987-88, +18.6

Team FGM, Seas.
Sp. Hill, 1987-88, 1244

Team FG Pct., Seas.
Sp. Hill, 1987-88, .560 (1244/2221)

Team FTM, Seas.
Vm. Carey, 1988-89, 709

Team FT Pct., Seas.
Vm. Carey, 1982-83, .757 (433/572)

Team Reb., Seas. Avg., Off.
Vm. Carey, 1989-90, 48.9

Team Reb., Seas. Avg., Def.
Billard, 1986-87, 41.5

Team Reb., Seas. Avg., Margin
Vm. Carey, 1989-90, +10.4

Team Three Point FG, Total Seas.
La. Col., 1991-92, 235

Team Three Point FG, Seas. Pct.
SWO, 1987-88, .435 (85-195)

Most Wins, Team, Seas.
Mobile Col., 1987-88, 31

Individual Scoring, Seas., Total Points
Gray, Vm. Carey, 1985-86, 773

Individual Scoring, Seas., Game Avg.
Jones, Billard, 1988-89, 26.0

FG Shooting, Total Made, Seas.
Jones, Billard, 1988-89, 297

FG Shooting, Seas., Pct.
Cullett, Xavier, 1981-82, .678 (118/174)

FT Shooting, Total Made, Seas.
Woody, Vm. Carey, 1984-85, 189
Gray, Vm. Carey, 1985-86, 189

FT Shooting, Seas., Pct.
Hamilton, La. College, 1984-85,
.886 (62-70)

Individual Reb., Seas., Total
Cooper, Vm. Carey, 1983-84, 346

Individual Reb., Seas., Game Avg.
Myers, Xavier, 1982-83, 11.2

Assists, Total, Seas.
Wilson, Spring Hill, 1987-88, 279

Assists, Seas., Game Avg.
Wilson, Spring Hill, 1987-88, 6.9

Three Point FG, Seas., Total
Francisco Hardy, Vm. Carey, 1990-91, 109

Three Point FG, Seas. Pct.
A. Finch, Yougaloo, 1991-92 .506

Team Record, Best Pct.
Xavier, 1981-82, .936 (29-2)

**CCAC MEN'S BASKETBALL INDIVIDUAL GAME RECORDS
(Through 1992-93 Season)**

27

INDIVIDUAL SINGLE GAME

Most Points Scored	- 41, Juan Mercier, Xavier vs Belhaven, Feb 14, 1987.
	- 41, Eugene Thomas, Dillard vs Tougaloo, Feb 7, 1991
Most Field Goals Attempted	- 31, Juan Mercier, Xavier vs Belhaven, Feb 14, 1987.
Most Field Goals Made	- 17, Eugene Johnson, Xavier vs Vm. Carey, Feb 12, 1982.
Most Free Throws Attempted	- 21, Juan Mercier, Xavier vs La. Col., Jan 19, 1987.
Most Free Throws Made	- 17, Tony Woody, Vm. Carey vs Dillard, Jan 14, 1985.
Most Three Point FG Attempted	- 17, Barry Johnson, Dillard vs Tougaloo, Jan 21, 1989
Most Three Point FG Made	- 10, Francisco Hardy, Vm. Carey vs. Tougaloo, Jan 24, 1991
Most Rebounds	- 22, Zac Cooper, Vm. Carey vs Spring Hill, Feb 12, 1983
Most Assists	- 19, Derrick Collins, Xavier vs Spring Hill, Feb 3, 1986
Most Steals	- 8, Leslie McClinton, Vm. Carey vs Spring Hill, Jan 29, 1990
Most Blocked Shots	- 6, Leslie McClinton, Vm. Carey vs SUHO, Jan 20, 1990 Julian Moore, Vm. Carey vs Mobile, Feb 16, 1987

TEAM SINGLE GAME

Most Points Scored	- 132, Vm. Carey vs SUHO, Feb 23, 1989
	- 132, Belhaven vs. SUHO, Feb 16, 1991
Fewest Points Scored	- 31, Tougaloo vs Mobile, Jan 21, 1993
Most Field Goals Attempted	- 94, Vm. Carey vs Spring Hill, Feb 27, 1984
Most Field Goals Made	- 49, Vm. Carey vs Xavier, Feb 17, 1990
Most Free Throws Attempted	- 49, Xavier vs SUHO, Feb 28, 1987
Most Free Throws Made	- 40, Xavier vs Suno, Feb 28, 1987
Most Three Point FG Attempted	- 31, La. Col. vs. Belhaven, Feb 25, 1991
Most Three Point FG Made	- 14, La. Col. vs. Belhaven, Feb 25, 1991
	- 14, SUHO vs. Belhaven, Feb 16, 1991
Most Rebounds	- 69, Vm. Carey vs Xavier, Feb 17, 1990
Most Assists	- 38, Vm. Carey vs SUHO, Feb 23, 1989
Most Points, Losing Game	- 123, SUHO vs. Belhaven, Feb 16, 1991
Fewest Points, Winning Game	- 51, Dillard vs Belhaven, Jan 26, 1984
Most Points, Both Teams	- 255, Belhaven vs. SUHO, Feb 16, 1991
Fewest Points, Both Teams	- 97, Belhaven vs Xavier, Jan 21, 1982
Highest Field Goal %	- 70.0%, Spring Hill vs SUHO, Jan 11, 1993
Lowest Field Goal %	- 33.3%, Vm. Carey vs Belhaven, Feb 17, 1983
Highest FG % Both Teams	- 59.7%, Vm. Carey vs Belhaven, Jan 22, 1983
Lowest FG % Both Teams	- 42.9%, Vm. Carey vs Belhaven, Feb 27, 1984



MEN'S

1992-93 ALL-DISTRICT/GCAC BASKETBALL TEAM

<u>NAME</u>	<u>SCHOOL</u>	<u>POS</u>	<u>CLASS</u>	<u>HGT</u>
P.J. Thelen	Spring Hill	G	Sr.	6-8
Torrey John	William Carey	F	Jr.	6-6
Alex Finch	Tougaloo	G	Sr.	6-1
Angel Pinales	Xavier	C	Jr.	6-7
Eugene Thomas	Dillard	C	Sr.	6-6
Willie Shears	Dillard	G	Jr.	6-2
Dennis Powell	Mobile	G	Jr.	6-2
John Young	SUNO	G	Sr.	6-0
Ronald Gomez	Spring Hill	F	Jr.	6-4
Steven Hawthorne	William Carey	F	Jr.	6-5
Merlin Peters	Xavier	F	Sr.	6-6
Thomas Summerville	Belhaven	F	Sr.	6-5

PLAYER OF THE YEAR: P.J. Thelen Spring Hill

FRESHMAN OF THE YEAR: Larry Bland Tougaloo

COACH OF THE YEAR:

GCAC Carl Nash Spring Hill
DISTRICT Carl Nash Spring Hill

WOMEN'S

1992-93 ALL-DISTRICT 30/GCAG BASKETBALL TEAM

<u>NAME</u>	<u>SCHOOL</u>	<u>POS</u>	<u>CLASS</u>	<u>HGT</u>
Tangela Jones	William Carey	F	Jr.	5- 9
San Blanks	Mobile	F	Sr.	5- 9
Tracy Jones	William Carey	C	Jr.	6- 0
Monica Baggett	Mobile	F	Sr.	5- 8
Yasantas Burton	Xavier	C	Jr.	6- 1
Marsha Richardson	Spring Hill	F	Jr.	6- 0
Teresa Evans	William Carey	G	Sr.	5- 4
Sherlett Hendy	Xavier	F	Jr.	6- 1
Latisha Small	Louisiana College	G	So.	5- 7
Sharetta Moore	Dillard	G	Jr.	5- 7
Michelle Stark	SUNO	C	So.	5-11
Stephanie Jackson	Mobile	G	Sr.	5- 3

PLAYER OF THE YEAR: Tangela Jones William Carey

NEWCOMER OF THE YEAR: Michelle Stark SUNO

COACH OF THE YEAR: Tracy English William Carey

1992-1993 WOMEN'S BASKETBALL TEAM STATISTICS



DISTRICT 30/GCAC STANDINGS

TEAM	DIST. W-L	.PCT	OVERALL	.PCT	GCAC
1. William Carey College	15- 1	.938	28- 4	.875	15- 1
2. Mobile College	13- 3	.813	22- 9	.709	13- 3
3. Xavier University	12- 4	.750	21- 8	.724	12- 4
4. Louisiana College	10- 6	.625	16-12	.571	10- 6
5. Dillard University	9- 7	.563	17-12	.586	9- 7
6. Belhaven College	6-10	.375	15-16	.484	6-10
7. Spring Hill College	5-11	.313	15-12	.556	5-11
8. SUHO	2-14	.125	7-17	.291	2-14
9. Tougaloo College	0-16	.000	3-22	.120	0-16

DISTRICT PLAYOFFS

First Round: La. College 84 Wm. Carey 80
 Mobile 84 Xavier 65

Championship: MOBILE 79 La. College 52

GCAC CHAMPION: WILLIAM CAREY

TEAM SCORING

TEAM	OPP.	DIFF.	MARGIN
Wm. Carey	83.7	61.7	+22.0
Mobile	74.6	60.4	+14.2
Xavier	80.8	67.8	+13.0
Spring Hill	64.8	58.8	+ 6.0
Dillard	75.3	69.9	+ 5.4
La. College	71.9	70.0	+ 1.9
Belhaven	62.2	60.5	+ 1.7
SUHO	62.7	71.8	- 9.1
Tougaloo	54.0	88.3	-34.3

TEAM REBOUNDING

TEAM	AVG.	OPP.	MARGIN
Dillard	45.2	34.4	+10.8
Wm. Carey	41.8	34.6	+ 7.2
Xavier	43.6	36.6	+ 7.1
Belhaven	34.9	31.8	+ 3.1
Spring Hill	35.3	32.9	+ 2.3
SUHO	40.2	42.7	- 2.1
Mobile	34.9	37.7	- 2.8
La. College	35.1	37.9	- 2.8
Tougaloo	30.0	46.4	-16.4

TOTAL FIELD GOAL SHOOTING

TEAM	3-PT		TOTAL	.PCT
	FGM-FGA	FGM-FGA		
Wm. Carey	93-335	1038-2168	47.9	
Xavier	69-229	895-1919	46.6	
Mobile	110-261	883-1911	46.2	
Belhaven	90-323	761-1701	44.7	
Spring Hill	48-205	696-1605	43.4	
La. College	121-313	748-1736	43.1	
Dillard	75-278	810-1977	40.9	
SUHO	45-128	588-1452	40.5	
Tougaloo	46-221	503-1578	31.8	

FREE THROW SHOOTING

TEAM	FTM-FTA	.PCT
Mobile	436-643	67.8
Wm. Carey	508-767	66.2
La. College	397-603	65.8
Belhaven	354-558	63.4
Xavier	483-775	62.3
Dillard	489-799	61.0
Spring Hill	314-526	59.7
Tougaloo	301-529	56.9
SUHO	246-466	52.8

1992-93 WOMEN'S BASKETBALL INDIVIDUAL STATISTICS



SCORING

NAME	SCHOOL	GA	PTS-FRG-FT	AVG
Ya. Jones	WC	32	371- 1-176	20.0
L. Small	LC	28	144-44-103	18.7
S. Blanks	DL	29	163-14-141	17.5
Tr. Jones	WC	32	204- 0-120	16.5
Y. Burton	IU	29	197- 0- 81	16.4
H. Stark	SU	23	158- 0- 55	16.1
S. Moore	DL	22	113-16- 63	15.3
D. Thompson	DL	27	101-51- 55	15.1
T. Evans	WC	32	144-36- 88	15.1
S. Hendy	IU	29	164- 0-108	15.0
H. Richardson	SH	26	150-10- 54	14.8
S. Jackson	NC	30	161- 0- 94	13.8
C. Arthur	LC	28	60-68- 45	13.2
H. Baggett	NC	31	74-63- 68	13.0
J. Vickers	TG	25	113- 5- 79	12.8
T. Suggs	SU	21	94-14- 72	12.4
L. Henry	IU	29	95-36- 61	12.4
A. Evans	IU	29	130- 0- 65	11.2
D. Scott	DL	29	110- 0- 84	10.4
T. Roberts	NC	31	93-21- 72	10.3
H. Layton	SH	26	83-17- 44	10.0

REBOUNDING

NAME	SCHOOL	GA	REB	AVG
S. Blanks	DL	29	319	11.0
Ya. Jones	WC	32	315	9.8
S. Hendy	IU	29	277	9.6
Tr. Jones	WC	32	284	8.9
D. Scott	DL	29	233	8.0
H. Richardson	SH	26	208	8.0
H. Stark	SU	23	181	7.9
L. Small	LC	28	187	6.7
Y. Burton	IU	29	191	6.6
K. Bradley	LC	27	171	6.3
A. Glasgow	DL	21	188	6.1
D. Pons	NC	31	187	6.0
D. Kemp	SH	26	153	5.9
T. Suggs	SU	21	123	5.9
D. Walker	DL	28	160	5.7
S. Lockett	WC	31	172	5.5
J. Vickers	TG	25	138	5.5
D. Roginson	TG	24	132	5.5
S. Moore	DL	22	120	5.4
A. Thomas	WC	32	173	5.4
H. Jones	LC	28	147	5.3

FREE THROW SHOOTING

NAME	SCHOOL	GA	FTM-FTA	PCT
Ya. Jones	WC	32	176-234	75.2
T. Evans	WC	32	88-117	75.2
D. Scott	DL	29	84-112	75.0
L. Small	LC	28	103-147	70.0
H. Stark	SU	23	55- 83	66.3
Tr. Jones	WC	32	120-184	65.2
Y. Burton	IU	29	81-125	64.8
T. Suggs	SU	21	72-113	63.7
S. Jackson	NC	30	94-155	60.6
S. Blanks	DL	29	141-241	58.5
J. Vickers	TG	24	79-139	56.8
S. Hendy	IU	29	108-195	55.4

ASSISTS

NAME	SCHOOL	GA	AST	AVG
A. Thomas	WC	32	265	8.3
L. Small	LC	28	173	6.2
S. Jackson	NC	30	171	5.7
C. Stewart	IU	29	150	5.2
T. Suggs	SU	21	100	4.8

TOTAL FIELD GOAL SHOOTING

NAME	SCHOOL	GA	FGM-FGA	PCT
Ya. Jones	WC	32	373-605	61.7
S. Hendy	IU	29	164-306	53.6
Tr. Jones	WC	32	204-382	53.4
Y. Burton	IU	29	197-387	50.9
S. Jackson	NC	30	161-320	50.3
S. Moore	DL	22	129-266	48.4
T. Evans	WC	32	180-383	47.0
S. Blanks	DL	29	177-391	45.2
T. Suggs	SU	21	108-241	44.8
H. Stark	SU	23	158-358	44.3
H. Richardson	SH	26	160-374	42.8
L. Small	LC	28	188-439	42.8

THREE POINT FIELD GOAL SHOOTING

NAME	SCHOOL	GA	FGM-FGA	PCT
H. Baggett	NC	31	63-133	47.4
C. Arthur	LC	28	68-158	43.0
D. Thompson	DL	27	51-137	37.2
T. Evans	WC	32	36-101	35.6
L. Small	LC	28	44-126	34.9

GCAC WOMEN'S BASKETBALL SEASON RECORDS
(Through 1992-93 Season)

Team Scoring, Seas. Avg., Off. La. College, 1985-86, 86.7	Individual Scoring, Seas., Total Points Jones, Ya., Wm. Carey, 1992-93, 923
Team Scoring, Seas. Avg. Def. La. College, 1982-83, 57.0	Individual Scoring, Seas., Game Avg. McCullon, Wm. Carey, 1986-87, 32.1
Team Scoring, Seas. Avg., Margin Billard, 1983-84, +22.1	FG Shooting, Total Made, Seas. Jones, Ya. Wm. Carey, 1992-93, 373
Team FGM, Seas. La. College, 1985-86, 1101	FG Shooting, Seas., Pct. Beanley, Wm. Carey, 1982-83, .642 (217/338)
Team FG Pct., Seas. Wm. Carey, 1986-87 .527 (895-1697)	FT Shooting, Total Made, Seas. Joseph, La. College, 1985-86, 192
Team FTN, Seas. Hobbie, 1991-92, 515	FT Shooting, Seas., Pct. Quinn, Wm. Carey, 1983-84, .869 (80/92)
Team FT Pct., Seas. La. College, 1988-89, .762 (502/659)	Individual Reb., Seas., Total Franklin, Billard, 1984-85, 446
Team Reb., Seas. Avg., Off. Billard, 1983-84, 45.4	Individual Reb., Seas., Game Avg. Franklin, Billard, 1984-85, 17.2
Team Reb., Seas. Avg., Def. Belhaven, 1982-83, 50.0	Assists, Total, Seas. Joseph, La. College, 1985-86, 283
Team Reb., Seas. Avg., Margin Billard, 1983-84, +14.5	Assists, Seas., Game Avg. Young, Wm. Carey, 1986-87, 10.1
Team Three Point FG, Total Seas. Billard, 1987-88, 118	Three Point FG, Seas., Total Johnson, La. College, 1987-88, 84
Team Three Point FG, Seas. Pct. Belhaven, 1988-89, .449	Three Point FG, Seas. Pct. Barnes, Belhaven, 1988-89, .562 (54-96)
Most Wins, Team, Seas. La. College, 1985-86, 31	Team Record, Best Pct. La. College, 1985-86, .912 (31-3)

CCAC WOMEN'S BASKETBALL INDIVIDUAL GAME RECORDS
(Through 1992-93 Season)

INDIVIDUAL SINGLE GAME

Most Points Scored	- 50, Denetria Lang, Xavier vs SUHO, Feb 10, 1987
Most Field Goals Attempted	- 30, Denetria Lang, Xavier vs SUHO, Feb 10, 1987
Most Field Goals Made	- 22, Denetria Lang, Xavier vs SUHO, Feb 10, 1987
Most Free Throws Attempted	- 20, Tonnie Beasley, Wm. Carey vs Dillard, Feb 13, 1984
Most Free Throws Made	- 16, Debbie Vatts, La. Col. vs Mobile Col., Jan 28, 1989
Most Three Point FG Attempted	- 13, Debra Johnson, La. Col. vs Tougaloo, Feb 22, 1988
Most Three Point FG Made	- 7, Debra Johnson, La. Col. vs Tougaloo, Feb 1, 1988
Most Rebounds	- 22, Denetria Lang, Xavier vs Spring Hill, Feb 16, 1987
Most Assists	- 18, Angel Young, Wm. Carey vs SUHO, Jan 22, 1987
Most Steals	- 10, Shantia Lockett, Wm. Carey vs Tougaloo, Feb 8, 1993
Most Blocked Shots	-

TEAM SINGLE GAME

Most Points Scored	- 118, Wm. Carey vs Tougaloo, Feb 8, 1993
Fewest Points Scored	- 32, Tougaloo vs. Mobile College, Feb 8, 1992
Most Field Goals Attempted	- 88, Wm. Carey vs Tougaloo, Feb 8, 1993
Most Field Goals Made	- 50, Wm. Carey vs Tougaloo, Feb 8, 1993
Most Free Throws Attempted	- 47, Mobile College vs. Spring Hill, Feb 1, 1992
Most Free Throws Made	- 33, SUHO vs Mobile College, Jan 27, 1989
Most Three Point FG Attempted	- 21, Wm. Carey vs La. College, Feb 13, 1993
Most Three Point FG Made	- 10, Wm. Carey vs Tougaloo, Feb 8, 1993
Most Rebounds	- 55, Xavier vs Dillard, Feb 13, 1982
Most Assists	- 39, Wm. Carey vs Tougaloo, Feb 8, 1993
Most Points, Losing Game	- 98, La. College vs SUHO, Feb 13, 1989
Fewest Points, Winning Game	- 50, Spring Hill vs Belhaven, Dec 8, 1982
Most Points, Both Teams	- 206, SUHO vs La. College, Feb 13, 1989
Fewest Points, Both Teams	- 94, Spring Hill vs Belhaven, Dec 8, 1982 Xavier vs Belhaven, Feb 18, 1984
Highest Field Goal %	- 75.0, Wm. Carey vs Dillard, Feb 7, 1987
Lowest Field Goal %	- 18.4, Tougaloo vs. Mobile College, Feb 8, 1992
Highest FG % , Both Teams	- 60.0, Wm. Carey vs Dillard, Feb 7, 1987
Lowest FG % , Both Teams	- 33.3, La. College vs Wm. Carey, Feb 24, 1990

Monday, December 13
~~Vn. Carey at Mobile~~

Thursday, January 6
 La. College at SUNO
 Vn. Carey at Tougaloo
 Belhaven at Dillard

Saturday, January 8
 Vn. Carey at La. College
 Belhaven at Tougaloo
 Spring Hill at Dillard

Monday, January 10
 Dillard at La. College
 Tougaloo at SUNO
 Spring Hill at Belhaven

Tuesday, January 11
 Mobile at Xavier
at Mobile

Thursday, January 13
 Mobile at Belhaven
 Xavier at La. College
 SUNO at Dillard
 Vn. Carey at Spring Hill

Saturday, January 15
 Dillard at Mobile
 La. College at Belhaven
 Xavier at Tougaloo
 SUNO at Spring Hill

Tuesday, January 18
 Mobile at Vn. Carey
 SUNO at Xavier

Thursday, January 20
 Belhaven at Xavier
 Dillard at Vn. Carey

Friday, January 21
 La. College at Spring Hill
 Tougaloo at Mobile

Saturday, January 22
 Xavier at Dillard
 Tougaloo at Spring Hill
 La. College at Mobile
 Vn. Carey at SUNO

Monday, January 24
 Spring Hill at Mobile
 Dillard at Tougaloo
 Vn. Carey at Xavier
 SUNO at Belhaven

Thursday, January 27
 Mobile at SUNO
 Xavier at Spring Hill
 Tougaloo at La. College
 Belhaven at Vn. Carey

Saturday, January 29
 Spring Hill at La. College
 Mobile at Tougaloo
 Belhaven at SUNO
 Vn. Carey at Dillard

Monday, January 31
 Xavier at Vn. Carey
 La. College at Tougaloo
 SUNO at Mobile
 Dillard at Belhaven

Thursday, February 1
 Spring Hill at Xavier
 Vn. Carey at Belhaven
 Tougaloo at Dillard
 SUNO at La. College

Saturday, February 5
 Xavier at SUNO
 Tougaloo at Belhaven
 La. College at Vn. Carey
 Dillard at Spring Hill

Monday, February 7
 Xavier at Mobile
 Belhaven at Spring Hill
 SUNO at Tougaloo
 La. College at Dillard

Tuesday, February 8
 Tougaloo at Vn. Carey

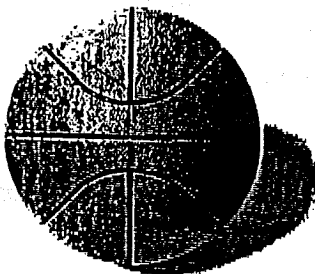
Thursday, February 10
 Mobile at Dillard
 Spring Hill at SUNO
 Tougaloo at Xavier

Saturday, February 12
 SUNO at Vn. Carey
 Xavier at Belhaven
 Mobile at La. College
 Spring Hill at Tougaloo

Thursday, February 17
 Belhaven at Mobile
 La. College at Xavier
 Dillard at SUNO
 Vn. Carey at Spring Hill

Saturday, February 19
 Belhaven at La. College
 Dillard at Xavier
 Mobile at Spring Hill

Monday, February 21
 Vn. Carey at Mobile (w)



1994 GCAC/DISTRICT 30 BASEBALL SCHEDULE

SATURDAY, FEBRUARY 26

LA College at Mobile
Wm. Carey at Spring Hill
Belhaven at Loyola

TUESDAY, MARCH 1

Loyola at LA College
Belhaven at Wm. Carey
Spring Hill at Mobile

SATURDAY, MARCH 5

Spring Hill at LA College
Mobile at Belhaven
Wm. Carey at Loyola

SATURDAY, MARCH 12

Loyola at Spring Hill
Belhaven at LA College

TUESDAY, MARCH 15

Wm. Carey at Mobile

SATURDAY, MARCH 19

Mobile at Loyola
Spring Hill at Belhaven
LA College at Wm. Carey

THURSDAY-SATURDAY, ~~APRIL 21-23~~

GCAC Tournament

May 12-14

TUESDAY, MARCH 22

LA College at Loyola
Wm. Carey at Belhaven
Mobile at Spring Hill

SATURDAY, MARCH 26

LA College at Spring Hill
Belhaven at Mobile
Loyola at Wm. Carey

SATURDAY, APRIL 8


Mobile at LA College
Spring Hill at Wm. Carey
Loyola at Belhaven

TUESDAY, APRIL 12

LA College at Belhaven
Spring Hill at Loyola
Mobile at Wm. Carey

SATURDAY, APRIL 16

Wm. Carey at LA College
Loyola at Mobile
Belhaven at Spring Hill



BEHAVIOR COLLEGE BASEBALL STATISTICS



PLAYER	AVG	G	AB	R	H	2B	3B	HR	RBI	SB	PA	TD	BLGE	TAR	OP	ONL	HR	SO	SAC	BB	AD	E	AVG
Cardona	.444	45	160	55	71	11	1	3	31	20	29	93	.581	190	100	.526	22	7	5	3	45	16	.356
Acterberg	.420	36	131	33	55	15	2	4	42	2	3	86	.656	139	64	.460	5	13	1	2	63	27	.429
Treigle	.354	42	127	35	45	8	1	8	41	8	9	79	.622	157	80	.510	27	35	2	1	57	25	.439
Wilson	.349	42	152	37	53	11	3	3	28	0	1	79	.520	170	74	.435	16	23	2	0	56	16	.286
Ovens	.316	39	114	27	36	5	1	2	27	4	4	49	.430	138	59	.428	19	25	4	1	49	16	.327
Fairley	.264	37	87	17	23	0	0	0	3	6	7	23	.264	108	43	.398	13	19	6	2	29	6	.207
Willer	.261	44	119	17	31	4	1	0	19	0	0	37	.311	148	63	.426	27	26	1	1	42	10	.238
Weaver, T.	.257	39	105	6	27	3	1	0	9	1	2	32	.305	129	47	.364	13	27	8	3	33	9	.273
Howard	.247	30	85	12	21	5	1	3	18	0	0	37	.435	94	32	.340	7	19	2	0	35	10	.286
Kysar	.240	43	129	23	31	6	0	1	29	5	7	40	.310	157	64	.408	14	16	5	9	40	10	.250
Schouten	.357	8	14	0	5	1	0	0	5	0	0	6	.429	20	10	.500	5	3	1	0	7	2	.286
Weaver, D.	.250	15	4	7	1	0	0	0	0	2	2	1	.250	4	1	.250	1	1	0	0	2	0	.000
Hester	.133	13	30	4	4	1	0	0	3	0	0	5	.167	36	9	.250	4	16	1	1	10	2	.200
Brinson	.111	25	27	8	3	0	0	1	4	1	1	6	.222	29	5	.172	1	7	1	0	6	1	.167
Yanus	.000	7	9	2	0	0	0	0	2	1	1	0	.000	11	2	.182	2	2	0	0	5	0	.000
Buffie	.000	4	7	0	0	0	0	0	0	0	0	0	.000	8	1	.125	0	1	0	0	1	0	.000
Brown	.000	2	2	1	0	0	0	0	0	0	0	0	.000	2	0	.000	0	2	0	0	1	0	.000
Buckworth	.000	3	1	0	0	0	0	0	0	0	0	0	.000	1	0	.000	0	1	0	0	0	0	.000
TOTALS	.312	45	1303	284	406	70	11	25	261	58	66	573	.440	1541	654	.424	176	243	39	23	481	150	.312

BEHAVIOR COLLEGE PITCHING STATISTICS

PLAYER	BAA	F-L	SV	G	IP	R	HR	E	BB	SO	GS	CG	AB	H	AVG	2B	3B	HR	WP	BBP
Acterberg	3.00	1-0	0	3	12.0	6	4	7	5	1	2	1	43	9	.209	2	0	1	2	2
Buffie	3.43	4-7	0	13	65.6	37	25	43	32	1	8	6	260	66	.254	11	1	5	6	2
Brinson	3.86	3-1	2	7	32.6	15	14	19	21	2	4	3	124	21	.250	8	0	0	3	1
Stockstill	4.42	6-7	2	16	73.3	51	36	51	41	1	14	4	283	70	.247	13	3	8	7	7
Den Duijn	6.54	2-4	0	15	53.6	52	39	37	59	1	10	2	208	59	.284	15	1	3	4	7
Hester	10.38	0-0	0	4	4.3	5	5	3	3	0	0	0	18	4	.222	1	0	0	1	0
Jones	12.33	1-0	0	7	15.3	25	21	7	16	0	3	1	68	29	.426	7	0	2	1	5
Lott	13.71	2-1	2	12	21.0	39	32	4	9	0	1	1	104	41	.394	7	0	4	4	6
Howlin	24.98	1-3	0	9	13.3	38	37	12	23	0	1	0	61	24	.393	5	1	3	10	2
TOTALS	6.78	20-25	3	45	302.6	287	228	189	224	6	45	18	1212	315	.285	70	6	27	41	40



LOUISIANA COLLEGE BASEBALL STATISTICS

<u>PLAYERS</u>	<u>GA</u>	<u>AB</u>	<u>R</u>	<u>H</u>	<u>PO</u>	<u>A</u>	<u>R</u>	<u>2B</u>	<u>3B</u>	<u>HR</u>	<u>SB</u>	<u>E</u>	<u>HP</u>	<u>BB</u>	<u>NO</u>	<u>PI</u>	<u>BA</u>
Fontenot, D.	38	117	22	39	78	73	12	3	0	0	2	0	3	17	6	6	.333
Pourciau	33	91	11	22	47	64	15	0	0	0	1	3	1	8	13	8	.242
Weche	41	117	18	31	59	6	3	10	1	3	1	0	4	13	11	15	.265
Plynn	41	129	15	39	315	0	0	4	0	3	0	3	0	10	17	24	.302
Donque	25	66	11	16	105	19	3	2	0	2	0	0	1	9	9	6	.242
Puckett	25	71	9	14	28	10	7	0	1	1	0	0	0	7	18	11	.197
McWabb	32	85	5	12	228	8	3	0	0	1	0	1	0	12	21	8	.142
Cabozos	40	120	9	29	29	60	10	4	0	1	0	1	0	13	15	10	.242
Nadigan	15	19	2	3	8	10	1	0	0	0	0	0	0	2	4	0	.158
Hitchell	14	33	3	4	8	13	4	0	0	0	1	0	0	5	4	1	.121
Volvelle	21	40	5	5	27	1	1	0	0	1	1	0	0	3	9	4	.125
Burchfield	7	5	1	2	1	0	2	0	0	0	0	0	0	1	1	1	.400
Roberson, Nat	19	48	4	11	107	11	3	0	0	0	0	2	0	5	5	2	.229
Roberson, Nic	22	56	5	11	26	1	1	1	0	0	1	1	0	5	10	3	.196
Ovens	9	14	3	4	11	3	1	1	1	0	0	1	0	1	7	3	.286
Keene	22	44	6	10	42	0	1	3	0	0	0	1	2	5	16	3	.227
Bass	4	4	1	0	3	0	0	0	0	0	0	0	0	2	1	0	.000
Thompson	6	10	1	1	5	1	0	0	0	0	0	0	0	2	3	0	.100
Murphy	2	2	0	0	1	1	1	0	0	0	0	0	0	1	1	0	.000
Fontenot, L.	2	1	1	0	0	0	0	0	0	0	0	0	0	1	1	0	
TOTALS	41	1072	132	253	828	281	69	28	3	12	7	13	11	122	172	105	.236

LOUISIANA COLLEGE PITCHING STATISTICS

<u>PLAYERS</u>	<u>GA</u>	<u>IP</u>	<u>R</u>	<u>R</u>	<u>ER</u>	<u>HR</u>	<u>WP</u>	<u>GB</u>	<u>CG</u>	<u>BB</u>	<u>SO</u>	<u>BZ</u>	<u>AVG</u>	<u>W-L</u>	<u>ERA</u>
Thompson	14	64.3	83	46	37	2	5	1	3	23	56	271	.306	5-5	5.10
Weche	1	1.0	2	3	3	1						2			
Murphy	6	29.0	39	29	22	5	2			21	19	127	.307	0-4	6.83
Puckett	12	69.0	88	55	44	4	2	1	7	26	43	279	.315	3-7	5.74
Fontenot, L.	9	52.3	47	22	19	4	6		5	22	54	207	.227	5-3	3.27
Pourciau	2	6.0	11	9	9	2				3	1	26	.423		13.50
Roberson, N.															
Hitchell	3	7.0	9	7	7	1				5	4	32	.281		9.00
McWabb	1	0.0	3	5	5	1				1	4		.750	1	NR
Nadigan	11	54.3	56	50	38	3	2		3	28	38	218	.257	4-4	6.30
TOTALS	41	282.9	338	226	184	23	17	2	18	129	215	1166	.290	17-24	5.85



WORLD COLLEGE BASEBALL STATISTICS

<u>PLAYERS</u>	<u>AB</u>	<u>R</u>	<u>H</u>	<u>2B</u>	<u>3B</u>	<u>HR</u>	<u>RBI</u>	<u>BB</u>	<u>K</u>	<u>OB</u>	<u>SH</u>	<u>SB</u>	<u>CS</u>	<u>LOB</u>	<u>11</u>	<u>12</u>
Spraggins	139	32	45	3	1	2	17	12	13	9	4	0	21	3	0	0
Nason	137	25	57	9	1	0	20	14	10	2	3	0	3	2	0	0
Wattlingly	51	12	16	2	1	0	6	5	7	1	3	0	1	0	0	0
Ovens	98	16	24	4	1	1	12	14	9	5	1	0	0	0	0	13
Corr	143	34	42	5	4	2	25	14	16	7	2	0	11	1	0	0
Vickers	27	9	9	4	0	0	5	5	1	0	0	0	1	0	0	0
Snow	20	5	6	0	0	0	1	5	3	0	0	0	0	0	0	0
Hall	0	0	0	0	0	0	0	0	0	0	0	0	0	0	0	0
Freeland	117	26	27	5	1	5	25	19	16	1	4	0	6	0	0	0
Lowman	9	3	3	1	0	0	6	0	2	0	1	0	1	0	0	0
Thomas	104	10	35	7	0	0	26	7	16	2	3	0	2	0	0	0
Verren	155	20	50	7	3	1	31	16	24	3	3	0	2	2	0	0
Clarke	64	13	18	3	1	0	12	8	10	1	1	0	2	0	0	0
Cooley	7	5	3	0	0	0	5	0	1	2	0	0	0	0	0	5
Coleman	57	6	11	0	0	0	6	0	9	1	3	0	1	0	0	16
McCormick	12	3	1	1	0	0	4	4	6	2	0	0	0	0	0	0
Whitfield	12	4	3	1	0	0	6	1	4	0	1	0	1	0	0	0
Hunn	6	1	2	0	1	0	1	2	2	0	0	0	11	0	0	0
McKeough	135	21	46	7	3	2	34	13	16	7	1	0	1	1	0	1
Hunter	85	16	21	3	2	0	16	10	16	1	1	0	5	0	0	0
Anderson	12	3	7	2	0	0	5	1	0	0	0	0	0	0	0	0
TOTALS	1390	274	434	64	19	13	271	150	181	44	31	0	69	9	0	24

WORLD COLLEGE PITCHING STATISTICS

<u>PLAYERS</u>	<u>W-L</u>	<u>R</u>	<u>PCT</u>	<u>G</u>	<u>CG</u>	<u>IP</u>	<u>RUN</u>	<u>HR</u>	<u>ERA</u>	<u>BF</u>	<u>H</u>	<u>2B</u>	<u>3B</u>	<u>HR</u>	<u>BB</u>	<u>K</u>	<u>R/G</u>	<u>WHIP</u>	<u>WP</u>	<u>BK</u>	<u>GC</u>	<u>11</u>	<u>12</u>
Andrews	7-3	1	.700	15	9	6	70.0	32	26	3.34	283	55	7	1	3	18	50	6.4	1	0	0	0	0
Hall	1-1	0	.500	7	6	0	25.2	30	18	6.43	130	42	4	1	1	13	19	6.8	1	0	0	0	0
Sullivan	1-0	1	.000	12	10	0	18.0	8	7	3.50	81	15	2	20	0	13	11	5.5	0	0	0	0	0
Howard	6-6	0	.500	19	11	7	78.1	36	22	2.54	325	67	7	1	3	22	50	5.8	3	0	4	0	0
Glasscock	2-1	1	.667	5	4	1	18.1	19	14	6.96	63	19	4	0	0	5	5	2.5	1	0	0	0	0
Smith	6-4	0	.600	14	13	5	73.2	41	27	3.32	314	77	16	1	6	12	33	4.1	2	0	0	0	1
Gaffney	1-0	0	.000	3	0	0	6.2	4	4	5.81	29	6	2	0	1	1	7	10.2	0	0	0	0	0
Vinson	4-1	0	.800	5	5	3	31.1	9	7	2.03	101	18	0	0	0	15	14	4.1	0	0	0	0	0
Hunter	3-4	0	.429	11	4	2	33.1	24	16	4.35	160	29	3	1	0	23	31	8.4	3	0	0	0	0
TOTALS	31-20	3	.608	91	52	24	355.1	203	141	3.57	1486	328	65	7	14	122	220	5.6	11	0	4	0	1

SPRING HILL COLLEGE BASEBALL STATISTICS

<u>PLAYERS</u>	<u>BA</u>	<u>AB</u>	<u>R</u>	<u>H</u>	<u>HR</u>	<u>2B</u>	<u>3B</u>	<u>HR</u>	<u>XB</u>	<u>SLG</u>	<u>OB</u>	<u>SO</u>	<u>BB</u>	<u>BB</u>	<u>SH</u>	<u>SH</u>	<u>SH</u>	<u>SH</u>	<u>PO</u>	<u>A</u>	<u>E</u>	<u>FLD</u>
Armstrong	.382	131	47	50	41	14	3	6	88	.672	.481	15	23	2	4-0	17-18	269	23	3			.933
Barry	.367	147	22	54	47	6	0	10	90	.612	.421	20	11	4	3-2	2-3	180	14	0			1.000
O'Kegan	.357	157	38	56	27	5	1	5	78	.497	.439	17	19	4	2-0	3-6	75	79	7			.957
Burg	.327	171	45	56	53	11	5	11	110	.643	.392	13	17	1	1-0	16-20	107	4	3			.974
Cedotal	.316	136	25	43	21	7	1	1	55	.404	.397	21	17	2	6-1	14-17	96	4	1			.990
Polozola	.311	90	17	28	18	3	2	0	35	.389	.410	13	14	1	4-0	0-1	13	7	1			.952
Divis	.301	156	33	47	14	7	1	0	56	.359	.363	5	15	0	3-0	7-8	27	78	7			.946
Yeans	.295	149	32	44	25	4	3	1	57	.383	.403	13	23	4	8-0	19-23	60	7	7			.960
Randol	.290	138	34	40	29	15	1	4	69	.500	.327	27	5	3	3-1	5-7	75	6	5			.953
Robichaux	.267	30	22	8	5	2	0	0	10	.333	.333	6	2	1	0-0	16-18	12	2	0			1.000
Rodriguez	.253	75	6	19	7	2	0	1	24	.320	.356	13	11	1	3-0	0-0	102	7	1			.991
Horton	.214	28	7	6	4	1	0	1	10	.357	.290	11	3	0	0-0	0-1	48	2	0			1.000
Cresson	.000	2	1	0	0	0	0	0	0	.000	.000	0	0	0	0-0	1-1	1	5	0			1.000
Ellis	.000	1	0	0	0	0	0	0	0	.000	.000	1	0	0	0-0	0-0	0	2	0			1.000
Stein	.000	2	0	0	0	0	0	0	0	.000	.000	2	0	0	0-0	0-0	0	0	0			.000
Williams	.000	2	0	0	0	0	0	0	0	.000	.000	0	0	0	0-0	0-1	0	0	0			.000
Thompson	.000	3	0	0	1	0	0	0	0	.000	.000	1	0	0	0-1	0-0	2	0	0			1.000
TOTALS	.318	1418	329	451	292	77	17	40	682	.481	.395	178	160	23	37-5	100-124	1105	371	35			.976

SPRING HILL COLLEGE PITCHING STATISTICS

<u>PLAYERS</u>	<u>BRA</u>	<u>GP</u>	<u>GS</u>	<u>CG</u>	<u>W-L</u>	<u>R</u>	<u>WH</u>	<u>IP</u>	<u>R</u>	<u>HR</u>	<u>BB</u>	<u>H</u>	<u>2B</u>	<u>3B</u>	<u>HR</u>	<u>BB</u>	<u>IBB</u>	<u>SO</u>	<u>HBP</u>	<u>WP</u>	<u>PK</u>	<u>RA/INN</u>
Stein	1.810	17	17	14	12-5	0	.706	119.1	33	24	468	91	9	1	5	39	0	103	6	3	0	.201
Quinn	2.538	7	6	4	4-2	0	.667	39.0	17	11	452	30	3	0	2	17	1	26	1	0	0	.282
Vein	2.627	11	11	5	7-2	0	.778	61.2	25	18	260	42	4	2	3	19	0	2	3	1	1	.292
Cresson	3.051	17	11	10	8-5	1	.615	97.1	40	33	403	82	16	2	6	22	0	68	6	5	0	.339
Ringwood	3.176	8	1	1	0-2	3	.000	22.2	13	8	98	23	2	0	1	9	1	18	0	1	0	.353
Johnson	3.779	8	2	1	1-0	0	1.000	16.2	11	7	75	14	3	0	1	16	0	19	4	5	0	.420
TOTALS	2.552	68	48	35	32-16	4	.667	16.7	139	101	1456	282	37	5	16	122	2	260	20	15	1	.284





WILLIAM CARRY COLLEGE BASEBALL STATISTICS

PLAYERS	Avg	GA	AB	R	H	2B	3B	HR	RBI	TB	SLG	SB	CS	SAC	BB	SO	AD	TR	PCT	CV	RB	RF	FR	PO	A	R
Windham	.333	7	3	2	1	0	0	0	0	1	.333	1	0	0	0	0	3	1	.333	0	0	.750	3	0	1	
Whit	.254	34	71	18	18	1	0	0	9	36	.507	5	1	2	0	9	9	82	35	.427	2	0	.900	7	20	3
Thompson	.308	55	182	30	56	5	1	0	29	100	.549	8	5	6	2	19	9	211	90	.427	4	2	.907	53	113	17
Boilfield	.294	58	214	43	63	12	1	0	28	114	.533	27	2	0	6	15	22	237	100	.422	4	2	.915	51	132	17
Husband	.325	44	151	32	49	9	2	2	27	106	.702	8	7	2	3	18	18	176	87	.494	2	2	.984	58	2	1
Peterson	BRR	0	0	0	0	0	0	0	0	0	BRR	0	0	0	0	0	0	0	0	BRR	0	0	BRR	0	0	0
Procaccia	.111	22	18	8	2	0	0	0	0	12	.667	2	0	0	1	4	5	28	12	.429	0	0	1.000	7	1	0
Hughes	.368	48	19	28	7	0	0	0	5	7	.368	14	3	3	0	3	3	20	8	.400	0	0	1.000	15	0	0
Willer	.223	57	157	19	35	4	0	3	26	79	.503	0	0	0	5	14	29	179	66	.369	1	3	.993	418	21	3
Will	.280	43	107	21	31	6	0	0	8	77	.720	1	1	0	3	26	24	136	70	.515	1	0	.923	11	1	1
Hcaulay	.310	57	158	4	49	5	1	1	25	91	.576	0	1	6	5	16	28	188	79	.420	2	1	.989	323	34	4
Camero	.305	56	167	43	51	10	1	11	38	126	.754	9	3	0	2	31	67	202	86	.426	6	2	.981	102	1	2
Edgington	.133	19	15	0	2	0	0	0	1	10	.667	0	0	0	0	4	5	19	9	.474	0	0	1.000	25	0	0
Hines	.323	57	186	30	60	8	0	1	30	118	.634	14	5	2	2	24	19	216	107	.495	1	2	.966	109	145	9
Bolar	.306	22	49	7	15	3	1	0	8	26	.531	3	3	0	0	2	6	51	22	.431	0	0	.955	19	2	1
Tripllett	.277	52	166	22	46	8	0	6	35	117	.705	2	4	0	3	26	28	200	83	.440	6	5	.931	52	2	4
Hyers	.258	37	86	16	17	1	1	0	5	29	.439	4	1	0	1	0	8	68	26	.382	1	1	.944	44	1	3
TOTALS	.291	58	1737	323	505	73	8	24	275	1055	.607	98	37	21	33	211	282	2024	690	.440	30	20	.963	1316	558	72

WILLIAM CARRY COLLEGE PITCHING STATISTICS

PLAYERS	GP	GS	GC	W-L	R	PCT	IP	H	R	HR	HR	SO	BB	RB	WF	BLK	SH	BRA
Willman	13	12	1	7-4	0	.636	64.6	63	32	27	3	39	35	5	3	2	0	3.76
Barta	12	10	0	4-2	0	.667	56.0	52	24	21	1	26	12	2	3	0	0	3.37
Chandler	14	14	5	10-1	0	.909	84.3	58	19	15	3	70	27	2	3	0	3	1.60
Seymour	8	5	2	3-3	0	.500	31.0	28	19	16	4	25	15	4	3	0	1	4.65
Smith	22	0	0	3-2	3	.600	38.	32	13	7	1	27	14	2	1	0	0	1.66
Fuller	17	16	7	7-6	0	.538	104.0	103	52	36	4	85	29	5	7	2	3	3.10
Willis	3	0	0	0-0	0	BRR	6.6	8	4	2	1	6	2	0	0	0	0	2.73
Cornichael	21	0	0	1-0	2	1.000	14.3	13	1	1	0	18	10	0	4	0	0	0.63
Schezoaydre	3	0	0	0-0	0	BRR	3.0	1	0	0	0	2	0	1	0	0	0	0.00
Doughtrey	16	1	0	3-2	2	.600	33.3	24	14	12	0	28	7	5	2	0	0	3.24
Bolar	2	0	0	0-0	0	BRR	3.0	1	0	0	0	3	4	0	1	0	0	0.00
TOTALS	58	58	15	38-20	7	.655	438.0	383	178	137	17	329	155	26	27	4	11	5.34

4C

GCAG BASEBALL CONFERENCE RECORDS

<u>Team Batting Avg.</u> Spring Hill, 1992, .336	<u>Most Triples, Ind.</u> Coleman, Wm. Carey, 1982, 5
<u>Most Runs, Team Game Avg.</u> Wm. Carey, 1987, 7.85	<u>Most HR, Ind.</u> Shepherd, Wm. Carey, 1989, 17
<u>Most Hits, Team Total, Seas.</u> Wm. Carey, 1982, 518	<u>Most RBI, Ind.</u> Williams, Wm. Carey, 1986, 75
<u>Most Runs, Team Total, Seas.</u> Wm. Carey, 1987, 369	<u>Most SB, Ind.</u> Dumas, Wm. Carey, 1990, 46
<u>Most Doubles, (Game)</u> Estopinal, Sp. Hill, 1988, 4*	<u>Most SB, (Game)</u> Estopinal, Sp. Hill, 1987, 7*
<u>Most Doubles, Ind.</u> Ott, Wm. Carey, 1982, 17	<u>Most Wins, Ind.</u> Helton, Wm. Carey, 1982, 11 Flynt, Wm. Carey, 1990, 11
<u>Team Pitching, ERA</u> Spring Hill, 1992, 2.19	<u>Complete Games</u> Chiasson, Sp. Hill, 1990, 15*
<u>Team Fielding Pct., Seas.</u> Spring Hill, 1992, .958	<u>Innings Pitched</u> Chiasson, Sp. Hill, 1990, 105
<u>Individual Batting Avg.</u> Spring Hill, 1992, .482	<u>Strikeouts</u> Chiasson, Sp. Hill, 1990, 100
<u>Most Hits, Ind.</u> Ott, Wm. Carey, 1982, 71 Magee, La. College, 1989, 71	<u>Saves</u> Gazeaux, Wm. Carey, 1984, 11
<u>Most HR, Team Tot, Seas.</u> Wm. Carey, 1987, 78	<u>Best ERA, Ind.</u> Helton, Wm. Carey, 1982
<u>Most Wins, Team</u> Wm. Carey, 1982, 41	<u>Team Record, Best Pct.</u> Wm. Carey, 1982, .774 (41-12)

*National Record

DISTRICT 30/GCAC BASEBALL STANDINGS
(As of April 26, 1993)

<u>TEAM</u>	<u>DIST. W-L</u>	<u>.PCT</u>	<u>OVERALL</u>	<u>.PCT</u>	<u>GCAC</u>
William Carey @	16- 5	.762	27-14	.658	8-5
Spring Hill	13- 5	.722	*29-14	.674	8-4
Mobile	12-10	.546	*28-16	.634	7-7
Loyola	10-10	.500	*17-19	.472	#
Belhaven	8- 9	.471	19-20	.487	3-6
La. College	9-11	.450	13-20	.394	5-9
LSU-Shreveport	3-21	.125	*10-34	.227	#

@ clinched playoff spot

* includes forfeits

INDIVIDUAL BATTING (Minimum 2 AB per team outing)

<u>PLAYER</u>	<u>TEAM</u>	<u>GA</u>	<u>AB</u>	<u>R</u>	<u>H</u>	<u>2B</u>	<u>3B</u>	<u>HR</u>	<u>RBI</u>	<u>AVER</u>
Cardona	BL	41	141	50	64	10	1	3	28	.454
Mason	MC	42	116	31	50	8	0	0	25	.431
Agterberg	BL	36	131	33	55	15	2	4	42	.420
Armstrong	SH	41	98	34	38	10	2	3	28	.388
Vereen	MC	42	131	14	50	7	1	1	29	.382
Cunningham	LS	42	132	21	49	6	2	1	14	.371
O'Regan	SH	41	119	31	43	2	1	4	22	.361
Barry	SH	41	115	18	41	6	0	8	33	.357
Wilson	BL	36	128	32	45	10	2	3	26	.352
Hines	WC	40	125	23	44	4	0	1	20	.352
Treigle	BL	36	108	34	38	7	1	8	36	.352
McAulay	WC	41	107	4	37	4	0	1	22	.346

HITS

Cardona	BL	..	64
Agterberg	BL	..	55
(2 players tied)			..	50

STOLEN BASES

Wellmeyer	LO	..	34
Cardona	BL	..	25
Holifield	WC	..	21

HOMERUNS

Burg	SH	..	9
(3 players tied)			..	8

RUNS BATTED IN

Agterberg	BL	..	42
Burg	SH	..	41
Treigle	BL	..	36

DISTRICT 30/GCAG BASEBALL STANDINGS (Continued)

TEAM BATTING

TEAM	GA	AB	R	H	2B	3B	HR	RBI	AVG	RUNS/GA
Mobile	42	1174	245	378	57	14	13	244	.322	5.8
Belhaven	39	1134	263	358	64	8	25	244	.316	6.7
Spring Hill	41	1128	253	357	61	13	31	224	.316	6.2
William Carey	41	1187	245	362	54	4	18	208	.305	5.9
LSU-S	42	1103	149	306	44	9	10	116	.277	3.5
Loyola	34	941	160	247	40	11	12	146	.262	4.7
La. College	33	847	110	208	22	2	10	86	.246	3.3

TEAM PITCHING

TEAM	GA	W-L	IP	H	R	ER	BB	SO	ERA
Spring Hill	41	27-14	290.1	229	114	84	103	205	2.61
William Carey	41	27-14	296.0	259	122	97	108	225	2.95
Mobile	42	26-16	301.1	274	171	115	104	180	3.44
Loyola	34	15-19	215.1	267	210	118	96	107	4.93
Belhaven	39	19-20	261.2	278	227	177	180	171	6.09
LSU-S	42	8-34	278.1	392	312	195	123	131	6.29
La. College	33	13-20	222.0	278	194	160	108	166	6.49

INDIVIDUAL PITCHING

PLAYER	GA	W-L	IP	H	R	ER	BB	SO	ERA
Chandler	10	7-0	54.1	36	12	9	17	48	1.49
Brinson	5	3-0	26.2	20	5	5	11	14	1.69
Stein	14	10-4	96.1	73	26	19	34	80	1.78
DiOrio	7	5-1	41.2	40	25	9	12	23	1.94
Smith	15	3-2	27.2	27	12	7	8	19	2.28
Howard	16	6-5	67.1	58	31	17	17	42	2.28
Wein	9	5-2	45.2	30	19	13	14	19	2.56
Fuller	11	5-3	65.1	65	30	21	19	60	2.89
Smith	12	6-2	65.0	63	31	21	10	30	2.91
Cresson	14	5-5	76.0	63	31	26	19	54	3.08
Fontenot	9	5-3	52.3	47	22	19	22	54	3.27
Stockstill	14	6-6	68.2	58	40	27	39	48	3.54

WINS

Stein	SH	..	10
Chandler	WC	..	7
(4 players tied)	..			6

SAVES


Carmichael	WC	..	2
Daughtrey	WC	..	2
Ringwood	SH	..	2

INNINGS PITCHED

Stein	SH	..	96.1
Cresson	SH	..	76
Fant	LS	..	69.2

STRIKEOUTS

Stein	SH	..	80
Fuller	WC	..	60
(2 players tied)	..			54



1993 ALL-DISTRICT 30/GCAC BASEBALL TEAM

INFIELD

Ronnie Agterberg.....Belhaven
Morgan Spraggins.....Mobile
Ruben Cardona.....Belhaven
Brent Armstrong.....Spring Hill

OUTFIELD

John Wellmeyer.....Loyola
Scott Vereen.....Mobile
Jeff Burg.....Spring Hill
Russell Cameron.....William Carey

UTILITY PLAYER

Andy McKeough.....Mobile

PITCHERS

Blake Stein.....Spring Hill
Stephen Fuller.....William Carey
Jamie Chandler.....William Carey
Lester Fontenot.....La. College

CATCHER

Pat Barry.....Spring Hill

DESIGNATED HITTER

Rob O'Regan.....Spring Hill

PLAYER OF THE YEAR:
PITCHER OF THE YEAR:
COACH OF THE YEAR:

Ruben Cardona..... Belhaven
Blake Stein..... Spring Hill
Bobby Halford..... William Carey

GCAC CHAMPIONS 1981-1993

Men's Basketball:

Javier University	1981-82
Javier University	1982-83
William Carey College	1983-84
William Carey College	1984-85
Javier University	1985-86
William Carey College	1986-87
Nobile College	1987-88
Nobile College	1988-89
William Carey College	1989-90
Louisiana College	1990-91
William Carey	1991-92
Spring Hill	1992-93

Baseball:

William Carey College	1982
William Carey College*	1983
Spring Hill College*	1983
William Carey College	1984
Spring Hill College	1985
William Carey College	1986
Louisiana College	1987
William Carey College	1988
William Carey College	1989
William Carey College	1990
William Carey College	1991
William Carey College	1992
William Carey College	1993

Men's Cross Country:

Tougaloo College	1986
Tougaloo College	1987
Southern University, NO	1988
Southern University, NO	1989
Nobile College	1990
Nobile College	1991
Nobile College	1992

Women's Basketball:

Belhaven College	1981-82
Dillard University**	1982-83
William Carey College**	1982-83
Javier University**	1982-83
Dillard University	1983-84
Louisiana College	1984-85
Louisiana College	1985-86
Dillard University*	1986-87
Javier University*	1986-87
William Carey College	1987-88
Louisiana College	1988-89
Louisiana College	1989-90
Nobile College	1990-91
William Carey College	1991-92
William Carey College	1992-93

Men's Tennis

Belhaven College	1982
Belhaven College	1985
Belhaven College	1986
Belhaven College	1987
Belhaven College	1988
Belhaven College	1989
Belhaven College	1990
Belhaven College	1991
Nobile College	1992
Nobile College	1993

Women's Cross Country

Southern University, NO	1986
Louisiana College	1987
Southern University, NO	1988
Southern University, NO	1989
Southern University, NO	1990
Nobile College	1991
Spring Hill	1992

* Denotes Co-Champions

** Denotes Tri-Champions

SCHOOLS COMPETING (WAIA RECOGNIZED SPORTS)

Men's and Women's Basketball:

Belhaven College
Dillard University
Louisiana College
Mobile College
Southern University/NO
Spring Hill College
Tougaloo College
William Carey College
Xavier University

Men's Soccer:

Belhaven College
Mobile College
Spring Hill College
William Carey College

Women's Soccer:

Mobile College
William Carey College

Men's and Women's Cross Country:

Belhaven College
Louisiana College
Mobile College
Southern University/NO
Spring Hill College
Tougaloo College
Xavier University

Baseball:

Belhaven College
Louisiana College
Mobile College
Spring Hill College
William Carey College

Softball:

Belhaven College
Mobile College

Men's Tennis:

Belhaven College
Mobile College
Spring Hill College
William Carey College
Xavier University

Women's Tennis:

Belhaven College
Louisiana College
Mobile College
Spring Hill College
William Carey College
Xavier University

Golf:

Belhaven College
Mobile College
Spring Hill College

Men's and Women's Track:

Southern University/NO

CCAC HONOR ROLL
1992-1993

BELHAVEN COLLEGE

Arnold, Jonathon	(Soccer - Men)	Huddleston, Russ	(Basketball - Men)
Bellow, Brian	(Basketball - Men)	Johnson, David	(Soccer - Men)
Dushey, Erik	(Soccer - Men)	Knutsen, Paul	(Soccer/Tennis - Men)
Carver, Joel	(Soccer - Men)	Kuykendall, Bert	(Cross Country - Men)
Dinsmore, James	(Soccer - Men)	Kyraas Jesper	(Tennis - Men)
Dotson, Windy	(Tennis - Women)	Kyzer, Jody	(Baseball - Men)
Duckworth, Andy	(Baseball - Men)	Morgan, Ricky	(Soccer - Men)
Den-Duijn, Jeroen	(Baseball - Men)	Hurry, Chris	(Basketball - Men)
Eligon, Miguel	(Soccer - Men)	Quayle, Kerri	(Basketball - Women)
Uricksson, Martin	(Tennis - Men)	Rushing, Sisay	(Basketball - Women)
Fairly, Chris	(Baseball - Men)	Travis, Brian	(Soccer - Men)
Finley, Chris	(Basketball - Men)	Wraus, Rodrigo	(Tennis - Men)
Flach, Lauren	(Cross Country - Women)	Ward, William	(Soccer - Men)
Glangov, Amy	(Basketball - Women)	Vatts, Duaty	(Tennis - Men)
Gracy, James	(Cross Country - Men)	Webb, Nicole	(Tennis - Women)
Hayes, Angela	(Basketball - Women)	Williams, Bubba	(Soccer - Men)
Howard, Josh	(Baseball - Men)	Wilson, Keith	(Baseball - Men)

BILLARD UNIVERSITY

Graves, Gwendolyn (Basketball - Women)

LOUISIANA COLLEGE

Barcelona, Joseph C.	(Basketball - Men)	Heche, Scott J.	(Baseball - Men)
Bradley, Kandece D.	(Basketball - Women)	Rosenthal, Ashley A.	(Basketball - Women)
Haman, Michael W.	(Basketball - Men)	Walker, Clifford D.	(Basketball - Men)
Lebovof, Sarah S.	(Basketball - Women)	Wall, Jason W.	(Baseball - Men)
McGaha, Lori L.	(Basketball - Women)	Watson, Tyler R.	(Basketball - Men)

MOBILE COLLEGE

Andrade, Marilla	(Tennis - Women)	Dunn, Timothy	(Baseball - Men)
Bailey, Sarah	(Basketball - Women)	Dunnavant, Shannon	(Softball - Women)
Cantey, John	(Baseball - Men)	Harradine, Robert	(Soccer - Men)
Cardenas, Raul	(Soccer - Men)	Hart, David	(Basketball - Men)
Cardin, John	(Cross Country - Men)	Jackson, Stephanie	(Basketball - Women)
Cardin, Ron	(Cross Country - Men)	Johnson, Robin	(Soccer - Women)
Cashion, Coby	(Softball - Women)	Larslein, Anne	(Tennis - Women)
Caton, Grady	(Cross Country - Men)	Lee, Melanie	(Softball - Women)
Chalmers, Lee	(Soccer - Men)	Lundin, Mallin	(Tennis - Women)
Clark, Becky	(Softball - Women)	Marsball, Robin	(Softball - Women)
Clarke, Kenneth	(Baseball - Men)	McCornick, Ken	(Baseball - Men)
Coleman, Chris	(Baseball - Men)	Hetcoll, Melissa	(Tennis - Women)
Darby, LaTonya	(Cross Country - Women)	Hitchell, Kellie	(Soccer - Women)

MOBILE - Cont.)

Nobles, Joseph R.	(Golf - Men)	Yenevo, Irina	(Soccer - Women)
Paganini, Marcia	(Tennis - Women)	Yheron, Jacques	(Tennis - Men)
Polak, Scott	(Basketball - Men)	Yrotman, Kirk	(Soccer - Men)
Pove, Bernadette	(Basketball - Women)	Vassiler, Dencho	(Soccer - Men)
Rawlins, Christa	(Soccer - Women)	Vereen, Scott	(Baseball - Men)
Robles, Cecilia	(Tennis - Women)	Vard, Brandon	(Soccer - Men)
Smith, Harlon	(Cross Country and Track - Men)	Veiner, Dana	(Cross Country - Women)
Snov, Scott	(Baseball - Men)	Whitfield, Shane	(Baseball - Men)
Stough, Stephanie	(Soccer - Women)	Wilson, Evan	(Golf - Men)
Tabbatt, Laurie	(Cross Country - Women)	Ytander, Martin	(Tennis - Men)

SOUTHERN UNIVERSITY IN NEW ORLEANS

Stienne, James	(Basketball - Men)	McShane, Angel	(Basketball - Women)
Hagee, LaJuan	(Basketball - Men)		

SPRING HILL COLLEGE

Copenhaver, Bradley	(Basketball - Men)	Thelen, Peter	(Basketball - Men)
Coxe, Catherine	(Basketball - Women)	Tyson, Demetric	(Basketball - Men)
Graefe, Christopher	(Basketball - Men)	Wright, Derek	(Basketball - Men)
Popp, Stacie	(Basketball - Women)		

WILLIAM CARRY COLLEGE

Albisetti, Alessio	(Tennis - Men)	McIvan, Anton	(Soccer - Men)
Astron, Maria	(Soccer - Women)	McTaggart, Orville	(Soccer - Men)
Boydston, Lori	(Soccer - Women)	Novak, Jiri	(Tennis - Men)
Brogner, Marco	(Tennis - Men)	Schmidt, Denise	(Soccer - Women)
Budde, Jose	(Soccer - Men)	Schveri, Daniel	(Tennis - Men)
Daniels, Neil	(Soccer - Men)	Scott, Christopher	(Soccer - Men)
Bougoud, Pierre Laurent	(Tennis - Men)	Steenkamp, Craig	(Soccer - Men)
Portenberry, Shannon	(Tennis - Women)	Strickland, Amanda	(Basketball - Women)
Joseph, Dean	(Soccer - Men)	Taylor, Amy	(Soccer - Women)
Kidane, Salomon	(Soccer - Men)	Yachudin, Peter	(Tennis - Men)
Kuhl, Jennifer	(Soccer - Women)	Williams, Mark	(Soccer - Men)
Leverett, Tyler	(Tennis - Men)	Zannoni, Marco	(Tennis - Men)
Hartin, Tracy	(Soccer - Women)		

YAVINE UNIVERSITY

Bland, Tracy	(Basketball - Women)	Rosette, Sedonia	(Basketball - Women)
Burton, Yasoutou	(Basketball - Women)	Stewart, Catina	(Basketball - Women)
Hendy, Sherlett	(Basketball - Women)	Fulford, Reginald	(Basketball - Women)