


GULF COAST ATHLETIC CONFERENCE




1992 - 1993 DIRECTORY

Tina

GULF COAST ATHLETIC CONFERENCE

Front Desk



1992 - 1993 DIRECTORY

TABLE OF CONTENTS

Conference History	2
GCAC Officers	3
District Eligibility Committee	4
GCAC Executive Committee	5
Member Information and Team Basketball Statistics, 1991-92	
Belhaven College	6
Dillard University	8
Louisiana College	10
Mobile College	12
Southern University in New Orleans	14
Spring Hill College	16
Tougaloo College	18
William Carey College	20
Xavier University	22
Basketball Statistics, 1991-92 Season	
Men's Team Finals	24
Individual	25
Season Records	26
Individual Game Records	27
All Conference Team	28
Women's All Conference Team	29
Team Finals	30
Individual	31
Season Records	32
Individual Game Records	33
1992-93 Basketball Schedule	34
1993 Baseball Schedule	35
Individual Team Statistics	
Belhaven College	36
Louisiana College	37
Mobile College	38
Spring Hill College	39
William Carey College	40
Conference Records	41
All District Team	42
All-Conference Tennis Honors	43
GCAC Champions 1981-1992	44
Schools Competing (By Sport)	45
GCAC Honor Roll	46

HISTORY

The Gulf Coast Athletic Conference developed out of a series of meetings held over a period of almost four years. A number of private four-year schools in the Gulf Coast region with similar educational standards, enrollments, budgets, and athletic philosophies mutually felt the need for a conference.

In April and May, 1981, a constitution was developed, officers were elected and the decision was made to proceed with conference competition during the 1981-82 school year. Charter officers were Anthony M. Rachal, Jr., Xavier University, president; John Burton, Spring Hill College, vice-president; Mark Windham, Belhaven College, secretary-treasurer; and Thomas Howell, Louisiana College, commissioner. Charter members were Belhaven College of Jackson, Mississippi; Dillard University and Xavier University of New Orleans, Louisiana; Louisiana College of Pineville, Louisiana; Spring Hill College of Mobile, Alabama; Tougaloo College of Tougaloo, Mississippi; and William Carey College of Hattiesburg, Mississippi.

In August, 1981, the GCAC received recognition as a NAIA Affiliated Conference. Mobile College of Mobile, Alabama was admitted in October, 1985, and Southern University in New Orleans was granted admission in May, 1986, rounding out present membership. All conference members are also members of NAIA District 30.

Past Presidents:

Anthony M. Rachal, Jr.	Xavier University	1981-82
John Burton	Spring Hill College	1982-83
John Burton	Spring Hill College	1983-84
Charles C. Teamer, Sr.	Dillard University	1984-85
Milton Wheeler	William Carey College	1985-86
Charles C. Teamer, Sr.	Dillard University	1986-87
Billy Allgood	Louisiana College	1987-88
Francis Garner	Mobile College	1988-89
Artis Davenport	Southern University in New Orleans	1989-90
Sr. Grace Mary Flickinger	Xavier University	1990-91
Charles C. Teamer, Sr.	Dillard University	1991-92

1992-1993

GULF COAST ATHLETIC CONFERENCE OFFICERS

President: FELIX JAMES, Xavier University
Phone: 504-483-7329 Home: 504-277-3162

Vice-President: DR. BILL ELDER, Mobile College
Phone: 205-675-5990 Home: 205-675-2775

Secretary-Treasurer: GRACE BEALL, Louisiana College
Phone: 318-487-7650 Home: 318-473-1983

Commissioner: THOMAS HOWELL, Louisiana College
Phone: 318-487-7102 Home: 318-442-3179

Conference Information
Director: RICHARD TUCKER, Xavier University
Phone: 504-483-7568 Home: 504-455-2935

Supervisor of Officials (Basketball)
BOB COLLINS
P. O. Box 4514
Biloxi, MS 39531
Phone: 601-896-4511 Home: 601-374-3605

Supervisor of Officials (Women's Division)
Greg Federico
4429 Lefkoe St. Apt. A
Metairie, LA 70006
Phone: 504-887-3507 Home: 504-456-9357

DISTRICT ELIGIBILITY COMMITTEE

<p>SR. GRACE MARY FLICKINGER Xavier University 7325 Pine and Palmetto New Orleans, LA 70125 Phone: 504-483-7526</p>	-	XAVIER
--	---	---------------

<p>DR. FRANCIS GARNER Mobile College P. O. Box 13220 Mobile, Alabama 36613 Phone: 205-675-5990 ext. 286</p>	-	MOBILE
--	---	---------------

<p>DR. ARTIS DAVENPORT Southern University in New Orleans 6400 Press Drive New Orleans, LA 70126 Phone: 504-286-5332</p>	-	SUNO
---	---	-------------

GCAC EXECUTIVE COMMITTEE**BELHAVEN**

Mr. Preston York

DILLARD

Dr. Jude Sorapuru

LOUISIANA COLLEGE

Mrs. Grace Beall

MOBILE

Dr. Bill Elder

SUNO

Mr. Louis McMillion

SPRING HILL

Dr. Robert W. MacAleese

TOUGALOO

Dr. James Coleman

WILLIAM CAREY

Dr. E. Milton Wheeler

XAVIER

Mr. Felix James



ADDRESS: 1500 Peachtree St. Nickname: Blazers, Lady Blazers
Jackson, MS 39202 Colors: Green and Gold
Fieldhouse: Heidelberg (Seats 600) President: Dr. Newton Wilson
Enrollment: 1000
General Information: 601-968-5940
Fax Number: 601-968-9998

ATHLETIC DIRECTOR: DR. WES BUSBEE
Phone: 601-968-5982 Home: 601-825-6660

COACHING STAFF:

MEN'S BASKETBALL HEAD

Phone: 601-968-5936

Assistant

Phone: 601-968-5953

WOMEN'S BASKETBALL HEAD

Phone: 601-968-5954

Assistant

Phone: 601-968-5953

BASEBALL HEAD

Phone: 601-968-5984

MEN'S AND WOMEN'S TENNIS HEAD

Phone: 601-968-5954

SOCCER HEAD

Phone: 601-968-5956

WOMEN'S SOFTBALL HEAD

Phone: 601-968-5953

CROSS COUNTRY HEAD

Phone: 601-968-5953

GOLF HEAD

Phone: 601-968-5936

Jason Connor
~~LENNIE ACUFF~~

Home: 601-352-8813

- Mike Morris

Home: 601-944-0651

- DAVID BOTELER

Home: 601-856-2210

- Kelly Gregory Acuff

Home: 601-352-8813

- SKIP BLYTHE

Home: 601-982-9315

- DAVID BOTELER

Home: 601-856-2210

- PETER FULLER

Home: 601-948-0563

- KELLY GREGORY ACUFF

Home: 601-352-8813

- MIKE MORRIS

Home: 601-944-0651

- LENNIE ACUFF

Home: 601-352-8813

SPORTS INFORMATION/PUBLICITY :

Phone: 601-968-5928

- MS. FRANC TAMBOLI

Home: 601-362-7076

INTRAMURAL DIRECTOR :

Phone: 601-968-5937

- PAM PYBAS

Home: 601-968-3587

FACULTY ATHLETIC REPRESENTATIVE:

Phone: 601-968-8712

MR. PRESTON YORK

Home: 601-362-3397

(1987)

BELHAVEN COLLEGE MEN'S BASKETBALL STATISTICS

PLAYERS	2-PT			3-PT			TOTAL							
	GA	FGM-FGA	PCT	FGM-FGA	PCT	FTM-FTA	PCT	PTS-AVG	REB-AVG	PF	AST	ST	BL	TO-AVG
Jennings	13	1- 5	20	1- 4	25	2- 3	67	5- .4	8- .6	6	11	6	-	12- .9
Powell	33	165-385	43	42-124	34	147-184	80	528-16.0	124-3.7	83	77	68	-	81-2.4
Thompson														
Bellamy	12	6- 13	46	0- 3	0	6- 13	46	18- 1.5	9- .8	5	2	5	-	6- .5
Huddleston	31	21- 43	49	1- 3	33	20- 24	83	63- 2.0	63-2.0	38	76	14	-	54-1.6
Juban	32	101-239	42	18- 79	23	45- 89	51	269- 8.4	94-3.0	50	80	44	-	62-1.8
Small	33	97-213	46	31- 80	39	39- 55	71	272- 8.2	169-5.1	109	82	34	-	82-2.7
Summerville	32	179-350	51	5- 12	36	150-194	77	517-16.1	144-4.8	100	39	43	10	56-
Jones	33	148-290	51	25- 77	32	63- 79	79	386-11.6	157-4.6	122	23	42	10	52-
Finely	17	23- 71	32	0- 1	0	14- 18	78	60- 3.5	39-2.2	120	3	1	3	9- .6
Newman	4	5- 7	71	0- 0	71	-	-	10- 2.5	1- .3	3	1	1	1	2- .5
Coleman	31	93-191	49	1- 1	100	45- 60	75	230- 7.4	101-3.2	51	18	9	11	26- .9
Cloys	6	2- 4	50	0- 0	-	7- 10	70	11- 1.8	11-1.8	1				1- .2
Tines	31	68-123	55	0- 0	-	40- 64	63	176- 5.7	133-4.3	43	13	6	9	19- .6
Thomas	24	23- 60	38	0- 0	-	5- 9	56	55- 2.3	31-1.2	19	2	6	3	5-
TOTALS	33	943-2008	47	133-416	32	592-813	73	2638-79.9	1146-34.7	663	469	255	57	585-17.7

BELHAVEN COLLEGE WOMEN'S BASKETBALL STATISTICS

PLAYERS	2-PT			3-PT			TOTAL						
	GA	FGM-FGA	PCT	FGM-FGA	PCT	FTM-FTA	PCT	PTS-AVG	REB-AVG	PF	AST	ST	BL
Howard	17	36-116	31	0- 1	0	22- 24	92	106	67-3.9	35	56	36	3
Wilks	28	80-197	41	33-107	31	22- 33	66	246	145-5.2	87	103	36	6
Glasgow	28	161-347	46	0- 1	0	56- 74	75	381	154-5.5	83	36	48	10
Scruggs	22	42-116	36	5- 14	36	21- 36	58	106	70-3.2	44	46	30	3
Hayes	27	72-150	48	0- 0	0	42- 55	76	176	125-4.6	76	3	17	22
Stowers	28	57-140	41	0- 0	0	35- 59	59	148	98-3.5	53	11	12	10
Bailey	17	59-135	36	1- 5	20	34- 48	70	132	56-3.3	28	64	24	1
Cox	24	15- 66	23	13- 61	21	11- 20	55	59	28-1.2	13	10	7	0
Ward	16	4- 13	31	0- 0	0	6- 8	75	14	20-1.2	13	22	0	1
Quayle	28	30-117	25	3- 13	23	50- 60	83	110	54-2.0	41	25	29	2
Anderson	17	4- 10	40	1- 2	50	5- 11	45	12	7- .4	7	5	18	1
Rushing	10	2- 4	50	0- 0	0	0- 1	0	4	3- .3	1	0	0	1
Taylor	6	0- 2	0	0- 0	0	2- 2	100	2	3- .5	2	0	1	0
Phillips	6	1- 6	16	0- 1	0	2- 5	40	4	2- .3	5	0	0	0
TOTALS	28	655-1614	40	94- 289	33	350-503	70	1703	961-34.3	555	463	377	58



BLUE DEVILS



DEVILETTES

DILLARD UNIVERSITY

ADDRESS : 2601 Gentilly Boulevard Nickname: Blue Devils, Devilettes
New Orleans, LA 70122 Colors: Royal Blue and White
President: Dr. Samuel Dubois Cook
Fieldhouse: A.W. Dent (seats 3500)
Enrollment: 1550
Fax Number: 504-286-4882

ATHLETIC DIRECTOR:

Phone: 504-286-4644

- DR. CHARLES C. TEAMER, SR.

Home: 504-283-5807

COACHING STAFF:

MEN'S BASKETBALL HEAD

Phone: 504-286-4753

- MR. WOODIE J. JACKSON

Home: 504-282-9182

WOMEN'S BASKETBALL HEAD

Phone: 504-286-4752

- MRS. MARY D. TEAMER

Home: 504-283-5807

SPORTS INFORMATION/PUBLICITY: Each head coach is responsible.

FACULTY ATHLETIC REPRESENTATIVE:

Phone: 504-286-4747

- DR. JUDE SORAPURU

Home: 504-241-6095

DILLARD UNIVERSITY MEN'S BASKETBALL STATISTICS

PLAYERS	GA	2-PT		3-PT		TOTAL			TOTAL						
		FGM-FGA	FGM-FGA	FGM-FGA	FGM-FGA	PCT	FTM-FTA	PCT	PTS-AVG	REB-AVG	AST	TO	ST	BL	PF
Washington	7	7-11	1- 3	8-14	57.1	8- 10	80.0	25- 3.5	3- .4	1	7	6	0	7	
Davis	13	14-28	0- 7	14-35	40.0	15- 25	60.0	43- 3.3	7- .5	17	18	11	0	26	
Carrethers	30	63-127	62-212	125-339	37.4	45- 67	67.1	357-11.9	46- 1.5	79	60	54	2	85	
Dale	30	101-204	23- 77	124-281	44.1	52- 77	67.5	323-10.7	122- 4.0	52	73	42	16	83	
Calvin	2	1- 3	0- 1	1- 4	25.0	0- 0	0	2- 1.0	2- 1.0	0	0	0	0	3	
Wolo	2	1- 3	0- 0	1- 3	33.3	0- 0	0	2- 1.0	2- 1.0	0	0	0	0	0	
Smith	30	61-120	16- 61	77-181	42.5	35- 56	62.5	205- 6.8	42- 1.4	28	27	30	3	49	
Sino	6	4- 8	0- 4	4- 12	33.3	2- 5	40.0	10- 1.6	4- .7	11	5	4	0	5	
Gibson	8	12- 35	1- 5	13- 40	32.5	22- 33	66.6	49- 6.1	12- 1.5	2	9	2	0	11	
Purvis	20	11- 27	13- 27	24- 54	44.4	10- 12	83.3	71- 3.5	19- 1.0	13	22	11	4	26	
Smith	21	19- 50	0- 0	19- 50	38.0	10- 23	43.4	48- 2.2	49- 2.3	6	16	6	0	19	
Moore	4	3- 6	0- 4	3- 10	30.0	0- 2	0	6- 1.5	3- .8	0	1	3	0	0	
Steward	20	38- 79	9- 28	47-107	43.9	15- 24	62.5	118- 5.9	52- 2.6	20	19	13	2	37	
Borne	16	14- 30	0- 0	14- 30	46.6	21- 29	72.4	49- 3.0	25- 1.5	2	8	8	0	23	
Doucet	27	134-230	7- 28	141-258	54.6	64- 94	68.0	353-13.0	169- 6.2	91	71	55	10	75	
Calhoun	28	22- 50	22- 50	84-184	45.6	35- 52	67.3	225- 8.0	71- 2.5	35	46	23	8	81	
Johnson	7	0- 0	0- 0	5- 10	50.0	6- 10	60.0	16- 2.2	11- 1.5	1	3	3	0	8	
Thomas	29	0- 1	0- 1	218-322	67.7	96-143	67.1	532-18.3	291-10.0	54	70	45	44	105	
TOTALS	30	738-1426	154-508	922-1934	47.6	436-662	65.9	2434-81.1	946-31.5	410	462	316	89	643	

DILLARD UNIVERSITY WOMEN'S BASKETBALL STATISTICS

PLAYERS	GA	2-PT		3-PT		TOTAL			TOTAL						
		FGM-FGA	FGM-FGA	FGM-FGA	FGM-FGA	PCT	FTM-FTA	PCT	PTS-AVG	REB-AVG	AST	TO	ST	BL	PF
Blanks	29	181-355	7-17	188-372	50.5	116-195	59.4	499-17.2	246-8.4	47	64	77	3	76	
Moore	29	114-252	10-44	124-296	41.8	53-101	52.4	311-10.7	149-5.1	98	99	82	6	64	
Walker	29	43-103	0- 0	43-103	41.7	13- 36	36.1	99- 3.4	168-5.7	24	39	29	1	46	
Butler	24	59-157	0- 1	59-158	37.3	32- 39	82.0	150- 6.2	151-6.2	14	44	23	13	64	
Graves	29	49-125	0- 1	49-126	38.8	15- 30	50.0	113- 3.8	65-2.2	28	42	39	2	51	
Redmond	23	48-102	0- 5	48-107	44.8	21- 44	47.7	117- 5.0	28-1.2	44	67	29	0	52	
Ruffin	18	17- 29	0- 0	17- 29	58.6	7- 18	38.8	41- 2.2	40-2.2	0	10	8	2	10	
Burton	27	51-133	16-66	67-199	33.6	19- 32	59.3	169- 6.2	40-1.4	30	56	33	1	58	
Redmond	29	58-153	7-33	65-186	34.9	32- 52	61.5	169- 5.8	36-1.2	58	65	37	1	65	
Scott	29	90-163	0- 1	90-164	54.8	50- 66	75.7	230- 7.9	164-5.6	6	28	32	2	55	
Bell	22	17- 54	0- 1	17- 55	30.9	6- 13	46.1	40- 1.8	31-1.4	13	14	14	1	15	
Eaton	28	37- 96	12-46	49-142	34.5	31- 46	67.3	141- 5.0	32-1.1	55	43	24	0	35	
Beard	21	23- 46	0- 0	23- 46	50.0	23- 37	62.1	69- 3.2	64-3.0	3	22	17	3	35	
Walker	12	31- 68	1- 3	32- 71	45.0	5- 10	50.0	70- 5.8	11-1.0	6	18	5	0	7	
Buford	10	10- 18	0- 0	10- 18	55.5	2- 3	66.6	22- 2.0	16-1.6	2	10	4	0	2	
Hajarro	7	3- 10	0- 1	3- 11	27.2	3- 5	60.0	9- 1.3	5-7.1	4	4	5	0	4	
TOTALS	29	884-2081	53-225	884-2081	47.4	428-726	58.9	2249-77.5	1282-44.2	434	620	458	35	639	



1991-92 MEN'S BASKETBALL TEAM STATISTICS

DISTRICT 30/GCAC STANDINGS

TEAM	DIST. W-L	.PCT	OVERALL	.PCT	GCAC	DISTRICT PLAYOFFS
1. William Carey College	13-2	.867	23-10	.697	13-2	First Round: Mobile 84 La. College 62
2. Xavier University	11-5	.688	20-10	.667	11-5	Sp. Hill 93 Belhaven 77
3. Mobile College	10-6	.625	22-11	.667	10-6	Semifinals: Sp. Hill 98 Wm. Carey 92
4. Spring Hill College	10-6	.625	24-11	.686	10-6	Xavier 82 Mobile 79
5. Belhaven College	9-7	.562	17-16	.515	9-7	Championship: SP. HILL 80 Xavier 70
6. Louisiana College	8-8	.500	18-12	.600	8-8	
7. SUNO	5-11	.313	12-15	.444	5-11	
8. Dillard University	3-13	.188	8-22	.267	3-13	
9. Tougaloo College	2-14	.125	6-20	.231	2-14	

GCAC CHAMPION: WILLIAM CAREY

TEAM SCORING

TEAM	OFF. DEC.	MARGIN
La. College	80.9	71.7 + 9.2
Xavier	78.9	70.9 + 8.0
Spring Hill	82.0	74.1 + 7.9
Wm. Carey	84.5	78.1 + 6.4
Mobile	76.9	73.1 + 3.8
Belhaven	79.9	80.0 - 0.2
Dillard	81.1	84.1 - 3.0
SUNO	75.2	79.2 - 4.0
Tougaloo	69.3	77.8 - 8.5

TEAM REBOUNDING

TEAM	AVG. OPP.	MARGIN
Wm. Carey	43.5	38.4 + 5.1
SUNO	42.8	38.4 + 4.4
Xavier	38.6	34.7 + 3.9
Belhaven	34.7	31.6 + 3.1
Mobile	31.6	28.9 + 2.7
Spring Hill	33.6	31.4 + 2.2
Dillard	31.5	31.0 + 0.5
La. College	31.2	35.2 - 4.0
Tougaloo	26.6	30.8 - 4.2

TOTAL FIELD GOAL SHOOTING

TEAM	3-PT FGM-FGA	TOTAL FGM-FGA	.PCT
Spring Hill	151-439	1066-2161	49.3
Wm. Carey	145-424	1008-2051	49.1
Tougaloo	105-231	689-1417	48.6
Mobile	112-301	923-1929	47.8
Dillard	154-508	922-1934	47.7
Belhaven	133-416	943-2008	46.9
Xavier	116-355	867-1857	46.7
La. College	235-675	855-1918	44.6
SUNO	116-303	669-1559	42.9

FREE THROW SHOOTING

TEAM	FTM-FTA	.PCT
Belhaven	592-813	72.8
La. College	481-694	69.3
Mobile	597-873	68.4
Tougaloo	250-374	66.8
Dillard	436-662	65.9
SUNO	462-721	64.1
Xavier	517-808	64.0
Spring Hill	588-921	63.8
Wm. Carey	628-988	63.6



1991-92 MEN'S BASKETBALL INDIVIDUAL STATISTICS

SCORING

NAME	SCHOOL	GA	2FG-3FG-PT	AVG.	REBOUNDING	NAME	SCHOOL	GA	REB	AVG	FREE THROW SHOOTING			
D. Austin	TG	24	191-3-98	20.6	E. Thomas	DL	29	291	10.0	P. Robinson	WC	33	133-164	81.1
E. Thomas	DL	29	218-0-96	18.3	B. Ahmad	WC	29	281	9.7	P. Powell	BL	33	147-184	79.8
A. Finch	TG	25	73-78-36	16.6	P. Thelen	SH	35	288	8.2	T. Grigg	LC	30	98-127	77.1
R. Gomez	SH	35	239-0-93	16.3	L. McClinton	WC	33	265	8.0	T. Summerville	BL	32	150-194	77.0
T. Summerville	BL	32	174-5-150	16.1	R. Gomez	SH	35	277	7.9	K. Warren	LC	30	81-107	75.7
R. Young	SU	22	120-12-76	16.0	R. Lamplin	TG	24	182	7.6	L. Brumfield	WC	33	120-164	73.2
P. Powell	BL	33	123-42-147	16.0	N. Stepheny	SU	25	187	7.5	D. Austin	TG	24	98-135	72.6
P. Thelen	SH	35	167-30-108	15.2	A. Ealy	SU	25	179	7.2	R. Young	SU	22	76-110	69.1
J. Wilder	XU	29	154-17-81	15.2	D. Austin	TG	24	159	6.6	E. Thomas	DL	29	96-143	67.1
T. Grigg	LC	30	75-68-98	15.1	J. Wilder	XU	29	184	6.3	A. Ealy	SU	25	114-171	66.7
K. Warren	LC	30	150-19-81	14.6	M. Peters	XU	30	186	6.2	D. Roney	WC	30	125-188	66.4
D. Bass	WC	31	141-12-115	14.0	R. Doucet	DL	27	169	6.2	W. Stepheny	SU	25	70-106	66.0
D. Roney	WC	30	143-6-125	13.9	R. Young	SU	22	130	5.9	ASSISTS				
B. Ahmad	WC	29	159-1-79	13.8	T. Grigg	LC	30	164	5.5	SCHOOL GA AST AVG				
A. Ealy	SU	25	88-15-114	13.4	A. Pinales	XU	22	115	5.2	SH	35	175	5.0	
N. Stepheny	SU	25	132-0-70	13.4	D. Casanave	WC	33	168	5.1	SH	35	155	4.4	
R. Robinson	WC	33	134-13-133	13.3	D. Roney	WC	30	153	5.1	SH	35	155	4.4	
L. Brumfield	WC	33	127-21-120	13.2	W. Small	BL	33	169	5.1	SU	25	97	3.9	
R. Doucet	DL	27	134-7-64	13.0	M. Jones	BL	33	157	4.6	A. Howard	SU	30	115	3.8
M. Peters	XU	30	144-0-83	12.4	K. Walker	LC	26	119	4.6	XU	30	115	3.8	
L. McClinton	WC	33	141-5-107	12.2	E. Tines	BL	31	133	4.3	LC	30	115	3.8	

TOTAL FIELD GOAL SHOOTING

NAME	SCHOOL	GA	FGM-FGA
E. Thomas	DL	29	214-322
B. Ahmad	WC	29	160-271
R. Doucet	DL	27	141-258
R. Gomez	SH	35	239-418
P. Pruitt	SH	35	197-374
D. Austin	TG	24	197-382
T. Summerville	BL	32	179-330
J. Wilder	XU	29	171-335
D. Bass	WC	31	153-310
D. Roney	WC	30	149-311
R. Young	SU	22	120-254
A. Finch	TG	25	151-329

THREE POINT FIELD GOAL SHOOTING

NAME	SCHOOL	GA	FGM-FGA	.PCT
A. Finch	TG	25	78-154	50.6
K. Walker	LC	26	37-84	44.0
R. Jones	WC	33	46-118	38.9
T. Grigg	LC	30	68-176	38.7
R. Dupree	XU	30	36-98	36.7

LOUISIANA COLLEGE MEN'S BASKETBALL STATISTICS

PLAYERS	GA	2-PT		3-PT		TOTAL			TOTAL			PF	Q	AST-AVG	TO-AVG	PT HIGH	REB HIGH
		FGM-FGA	PCT	FGM-FGA	PCT	FGM-FGA	PCT	FTM-FTA	PCT	PTS-AVG	REB-AVG						
Warren	30	150-296	50.7	19- 78	24.4	169-374	45.2	81-107	75.7	438-14.6	94-3.1	3	1	115-3.8	62-2.1	26	7
Walker	26	58-120	48.3	37- 84	44.0	95-204	46.6	70- 97	72.2	297-11.4	119-4.6	76	0	41-1.6	46-1.8	26	10
Ruffin	30	51-113	45.1	34-108	31.5	85-221	38.5	32- 68	47.1	236- 7.9	129-4.3	74	3	46-1.5	30-1.0	18	16
Travis	26	20- 52	38.5	33- 97	34.0	53-149	35.6	26- 45	57.8	165- 6.3	95-3.7	51	1	34-1.3	28-1.1	15	7
Johnson	19	22- 47	46.8	12- 38	31.6	34- 85	40.0	18- 28	64.3	98- 5.2	44-2.3	39	0	25-1.3	20-1.1	25	5
Watson	22	26- 51	50.9	10- 30	33.3	36- 81	44.4	16- 25	64.0	98- 4.5	24-1.1	26	0	22-1.0	22-1.0	20	4
Williams	8	38- 68	55.9	19- 46	41.3	57-114	50.0	19- 25	76.0	152-19.0	50-6.3	14	0	18-2.3	18-2.3	31	13
Jones	8	9- 17	52.9	3- 4	75.0	12- 21	57.1	9- 10	90.0	36- 4.5	16-2.0	8	0	3-0.4	4-0.5	18	4
Eckels	29	53-117	47.0	0- 7	0	55-124	44.4	45- 72	62.5	155- 5.3	78-2.7	83	6	27-0.9	28-1.0	15	7
Grigg	30	75-137	54.7	68-176	38.6	143-313	45.7	98-127	77.2	452-15.1	164-5.5	83	1	52-1.7	48-1.6	34	12
Lucas	18	100-186	53.8	0- 7	0	100-193	51.8	50- 61	82.0	250-13.9	90-5.0	71	6	14-0.8	41-2.3	21	12
Jeter	19	16- 39	41.0	0- 0	0	16- 39	41.0	17- 29	58.6	49- 2.6	32-1.7	42	3	6-0.3	9-0.5	8	5
TOTALS	30	620-1243	49.9	235-675	34.8	855-1918	44.6	481-694	69.3	2426-80.9	935-31.2	570	21	403-13.4	356-11.9		

LOUISIANA COLLEGE WOMEN'S BASKETBALL STATISTICS

PLAYERS	GA	2-PT		3-PT		TOTAL			TOTAL			PF	Q	AST-AVG	TO-AVG	PT HIGH	REB HIGH
		FGM-FGA	PCT	FGM-FGA	PCT	FGM-FGA	PCT	FTM-FTA	PCT	PTS-AVG	REB-AVG						
Leggett	31	189-376	50.3	74-175	42.3	263-551	47.7	91-120	75.8	691-22.3	140-4.5	76	1	145-4.7	108-3.5	39	9
Flaherty	11	32- 82	39.0	1- 5	20.0	33- 87	37.9	13- 19	68.4	80- 7.3	44-4.0	19	0	23-2.1	29-2.6	13	7
Arthur	28	17- 54	31.5	22- 58	37.9	39-112	34.8	19- 26	73.1	119- 4.3	35-1.3	45	0	15-0.5	16-0.6	19	3
McGaha	29	82-188	43.6	0- 0	0	82-188	43.6	52-105	49.5	216- 7.4	129-4.4	90	6	21-0.7	24-0.8	15	13
LeBouef	31	29-105	27.6	10- 32	31.3	39-137	28.5	43- 58	74.1	131- 4.2	85-2.7	94	5	82-2.6	58-1.9	13	7
Wilson	31	38-101	37.6	13	0	38-114	33.3	12- 22	54.5	88- 2.8	66-2.1	20	1	21-0.7	18-0.6	10	7
Small	31	88-206	42.7	10- 46	21.7	98-252	38.9	48- 68	70.6	254- 8.2	154-5.0	78	2	89-2.9	73-2.4	24	14
Thompson	31	177-327	54.1	23- 65	35.4	200-392	51.0	134-178	75.3	557-18.0	184-5.9	101	7	80-2.6	74-2.4	30	15
Bounds	29	44-119	37.0	0- 0	0	44-119	37.0	16- 33	48.5	104- 3.6	93-3.2	80	3	14-0.5	25-0.9	10	8
Henning	12	5- 11	45.5	0- 0	0	5- 11	45.5	6- 12	50.0	16- 1.3	14-1.2	18	1	4-0.3	3-0.3	4	4
Robertson	14	20- 29	69.0	0- 0	0	20- 29	69.0	8- 13	61.5	48- 3.4	28-2.0	14	0	2-0.1	3-0.2	14	7
Shirley	16	11- 18	61.1	1- 11	9.1	12- 29	41.4	4- 6	66.7	29- 1.8	20-1.3	17	0	11-0.7	7-0.4	13	4
TOTALS	31	732-1616	45.3	141-405	34.8	873-2021	43.2	446-660	67.6	2333-75.3	992-32.0	652	26	507-16.4	438-14.1		



1991-92 MEN'S BASKETBALL TEAM STATISTICS

DISTRICT 30/GCAC STANDINGS

TEAM	DIST. W-L	.PCT	OVERALL	.PCT	GCAC	DISTRICT PLAYOFFS
1. William Carey College	13-2	.867	23-10	.697	13-2	First Round: Mobile 84 La. College 62
2. Xavier University	11-5	.688	20-10	.667	11-5	Sp. Hill 93 Belhaven 77
3. Mobile College	10-6	.625	22-11	.667	10-6	Semifinals: Sp. Hill 98 Wm. Carey 92
4. Spring Hill College	10-6	.625	24-11	.686	10-6	Xavier 82 Mobile 79
5. Belhaven College	9-7	.562	17-16	.515	9-7	Championship: SP. HILL 80 Xavier 70
6. Louisiana College	8-8	.500	18-12	.600	8-8	
7. SUNO	5-11	.313	12-15	.444	5-11	
8. Dillard University	3-13	.188	8-22	.267	3-13	
9. Tougaloo College	2-14	.125	6-20	.231	2-14	

GCAC CHAMPION: WILLIAM CAREY

TEAM SCORING

TEAM	OFF. DEC.	MARGIN
La. College	80.9	71.7 + 9.2
Xavier	78.9	70.9 + 8.0
Spring Hill	82.0	74.1 + 7.9
Wm. Carey	84.5	78.1 + 6.4
Mobile	76.9	73.1 + 3.8
Belhaven	79.9	80.0 - 0.2
Dillard	81.1	84.1 - 3.0
SUNO	75.2	79.2 - 4.0
Tougaloo	69.3	77.8 - 8.5

TEAM REBOUNDING

TEAM	AVG. OPP.	MARGIN
Wm. Carey	43.5	38.4 + 5.1
SUNO	42.8	38.4 + 4.4
Xavier	38.6	34.7 + 3.9
Belhaven	34.7	31.6 + 3.1
Mobile	31.6	28.9 + 2.7
Spring Hill	33.6	31.4 + 2.2
Dillard	31.5	31.0 + 0.5
La. College	31.2	35.2 - 4.0
Tougaloo	26.6	30.8 - 4.2

TOTAL FIELD GOAL SHOOTING

TEAM	3-PT FGM-FGA	TOTAL FGM-FGA	.PCT
Spring Hill	151-439	1066-2161	49.3
Wm. Carey	145-424	1008-2051	49.1
Tougaloo	105-231	689-1417	48.6
Mobile	112-301	923-1929	47.8
Dillard	154-508	922-1934	47.7
Belhaven	133-416	943-2008	46.9
Xavier	116-355	867-1857	46.7
La. College	235-675	855-1918	44.6
SUNO	116-303	669-1559	42.9

FREE THROW SHOOTING

TEAM	FTM-FTA	.PCT
Belhaven	592-813	72.8
La. College	481-694	69.3
Mobile	597-873	68.4
Tougaloo	250-374	66.8
Dillard	436-662	65.9
SUNO	462-721	64.1
Xavier	517-808	64.0
Spring Hill	588-921	63.8
Wm. Carey	628-988	63.6



1991-92 MEN'S BASKETBALL INDIVIDUAL STATISTICS

SCORING

NAME	SCHOOL	GA	2FG-3FG-PT	AVG.	REBOUNDING	NAME	SCHOOL	GA	REB	AVG	FREE THROW SHOOTING			
D. Austin	TG	24	191-3-98	20.6	E. Thomas	DL	29	291	10.0	P. Robinson	WC	33	133-164	81.1
E. Thomas	DL	29	218-0-96	18.3	B. Ahmad	WC	29	281	9.7	P. Powell	BL	33	147-184	79.8
A. Finch	TG	25	73-78-36	16.6	P. Thelen	SH	35	288	8.2	T. Grigg	LC	30	98-127	77.1
R. Gomez	SH	35	239-0-93	16.3	L. McClinton	WC	33	265	8.0	T. Summerville	BL	32	150-194	77.0
T. Summerville	BL	32	174-5-150	16.1	R. Gomez	SH	35	277	7.9	K. Warren	LC	30	81-107	75.7
R. Young	SU	22	120-12-76	16.0	R. Lamplin	TG	24	182	7.6	L. Brumfield	WC	33	120-164	73.2
P. Powell	BL	33	123-42-147	16.0	N. Stepheny	SU	25	187	7.5	D. Austin	TG	24	98-135	72.6
P. Thelen	SH	35	167-30-108	15.2	A. Ealy	SU	25	179	7.2	R. Young	SU	22	76-110	69.1
J. Wilder	XU	29	154-17-81	15.2	D. Austin	TG	24	159	6.6	E. Thomas	DL	29	96-143	67.1
T. Grigg	LC	30	75-68-98	15.1	J. Wilder	XU	29	184	6.3	A. Ealy	SU	25	114-171	66.7
K. Warren	LC	30	150-19-81	14.6	M. Peters	XU	30	186	6.2	D. Roney	WC	30	125-188	66.4
D. Bass	WC	31	141-12-115	14.0	R. Doucet	DL	27	169	6.2	N. Stepheny	SU	25	70-106	66.0
D. Roney	WC	30	143-6-125	13.9	R. Young	SU	22	130	5.9	ASSISTS				
B. Ahmad	WC	29	159-1-79	13.8	T. Grigg	LC	30	164	5.5	SCHOOL GA AST AVG				
A. Ealy	SU	25	88-15-114	13.4	A. Pinales	XU	22	115	5.2	SH	35	175	5.0	
N. Stepheny	SU	25	132-0-70	13.4	D. Casanave	WC	33	168	5.1	SH	35	155	4.4	
R. Robinson	WC	33	134-13-133	13.3	D. Roney	WC	30	153	5.1	SH	35	155	4.4	
L. Brumfield	WC	33	127-21-120	13.2	W. Small	BL	33	169	5.1	SU	25	97	3.9	
R. Doucet	DL	27	134-7-64	13.0	M. Jones	BL	33	157	4.6	A. Howard	SU	25	97	3.9
M. Peters	XU	30	144-0-83	12.4	K. Walker	LC	26	119	4.6	R. Dupree	XU	30	115	3.8
L. McClinton	WC	33	141-5-107	12.2	E. Tines	BL	31	133	4.3	K. Warren	LC	30	115	3.8

TOTAL FIELD GOAL SHOOTING

NAME	SCHOOL	GA	FGM-FGA
E. Thomas	DL	29	214-322
B. Ahmad	WC	29	160-271
R. Doucet	DL	27	141-258
R. Gomez	SH	35	239-418
P. Pruitt	SH	35	197-374
D. Austin	TG	24	197-382
T. Summerville	BL	32	179-350
J. Wilder	XU	29	171-335
D. Bass	WC	31	153-310
D. Roney	WC	30	149-311
R. Young	SU	22	120-254
A. Finch	TG	25	151-329

THREE POINT FIELD GOAL SHOOTING

NAME	SCHOOL	GA	FGM-FGA	.PCT
A. Finch	TG	25	78-154	50.6
K. Walker	LC	26	37-84	44.0
R. Jones	WC	33	46-118	38.9
T. Grigg	LC	30	68-176	38.7
R. Dupree	XU	30	36-98	36.7

MOBILE COLLEGE MEN'S BASKETBALL STATISTICS

PLAYERS	GA	2-PT			3-PT			FTM-FTA	PCT	REB-AVG	PF	A	S	BS	TO	TP-AVG
		FGM-FGA	PCT	FGM-FGA	PCT	PCT										
Cox	32	145-194	43.2	13- 37	35.1	31- 40	77.5	36-1.1	28	42	16	-	19	131- 4.1		
Daniels	33	26- 57	45.6	2- 4	50.0	19- 31	61.3	44-1.3	51	81	45	1	56	73- 2.2		
Watson	33	25- 83	30.1	14- 47	29.8	15- 20	75.0	46-1.4	38	68	20	1	33	79- 2.4		
Robinson	33	147-301	48.8	13- 28	46.4	133-164	81.1	120-3.6	46	109	62	4	79	440-13.3		
Bartman	11	6- 15	40.0	2- 4	50.0	3- 4	75.0	7- .6	5	3	2	-	5	17- 1.5		
Larkins	13	11- 25	44.0	2- 5	40.0	2- 4	50.0	5- .4	9	12	6	-	14	26- 2.0		
Powell	30	90-146	61.6	0- 4	0	43- 70	61.4	109-3.6	77	51	39	6	42	224- 7.5		
Applin	23	25- 53	47.2	1- 5	20.0	24- 33	72.7	19- .8	17	12	14	-	16	75- 3.3		
Lunsford	22	53- 92	57.6	-	-	18- 32	56.3	52-2.4	49	4	2	3	19	124- 5.6		
Jones	33	113-257	44.0	46-118	38.9	55- 72	76.4	103-3.1	45	47	38	7	38	327- 9.9		
Raney	30	149-311	47.9	6- 23	26.1	125-188	66.4	153-5.1	76	43	29	20	50	418-13.9		
Washington	33	54-120	45.0	-	-	39- 68	57.3	98-3.0	80	14	8	3	22	141- 4.3		
Spraglin	26	22- 46	47.8	-	-	3- 15	20.0	35-1.3	41	5	5	13	10	47- 1.8		
Graham	21	25- 40	62.5	-	-	13- 15	86.7	33-1.6	11	4	10	2	12	63- 3.0		
Willoughby	12	2- 11	18.1	0- 1	0	5- 10	50.0	10- .8	3	0	0	0	1	9- .8		
Tate	19	26- 48	54.1	2- 7	28.6	25- 33	75.8	39-2.1	26	13	7	0	13	79- 4.2		
Baird	27	30- 61	49.2	-	-	13- 24	54.2	58-2.1	56	10	5	5	18	73- 2.7		
Others	21	72-145	49.7	10- 17	58.8	46- 59	80.0	75-3.6	53	42	21	7	34	200-		
TOTALS	33	923-1929	47.8	112-301	37.2	597-873	68.4	1042-31.6	700	556	312	75	479	2540-76.9		

MOBILE COLLEGE WOMEN'S BASKETBALL STATISTICS

PLAYERS	GA	2-PT			3-PT			FTM-FTA	PCT	REB-AVG	PF	A	S	BS	TO	TP-AVG
		FGM-FGA	PCT	FGM-FGA	PCT	PCT										
Wingate	17	57-125	45.6	2- 8	25.0	72-84	85.7	74-4.3	28	22	31	1	28	188-11.0		
Wasson	27	104-227	45.8	19-46	41.3	66-82	80.4	100-3.7	84	65	71	10	71	293-10.8		
King	29	98-253	38.7	0- 0	0	64-80	80.0	100-3.4	62	30	29	5	48	259- 8.9		
Womack	30	100-215	46.5	1- 2	50.0	42-55	76.3	76-2.5	74	58	56	6	53	243- 8.1		
Evetts	30	72-190	37.8	34-81	41.9	32-40	80.0	60-2.0	72	33	22	0	41	213- 7.1		
Williams	28	61-146	41.7	2- 4	50.0	55-71	77.4	70-2.5	39	21	23	0	29	177- 6.3		
Blair	8	15- 40	37.5	3- 7	42.8	16-19	84.2	17-2.1	13	27	15	0	16	51- 6.3		
Roberts	30	49-144	34.0	16-56	28.5	52-69	75.3	62-2.1	54	71	39	2	62	166- 5.5		
Kissling	28	54-151	35.7	0- 0	0	29-59	49.1	87-3.1	86	17	30	18	41	137- 4.9		
Jackson	17	32- 79	40.5	0- 1	0	18-33	54.5	47-2.7	30	69	24	0	34	82- 4.8		
Banks	28	57-126	45.2	0- 0	0	21-35	60.0	102-3.6	31	4	22	10	29	129- 4.6		
Daniels	30	39-102	38.2	2- 3	66.6	35-46	76.0	87-2.9	54	24	31	1	24	115- 3.8		
Branch	29	16- 37	43.2	0- 2	0	9-13	69.2	38-1.3	10	15	11	0	9	39- 1.3		
Faulk	8	1- 7	14.2	0- 4	0	2- 4	50.0	7- .9	2	3	2	0	0	4- .5		
McDougal	5	1- 1	100.0	0- 0	0	1- 2	50.0	1- .2	2	0	3	0	28	3- .6		
Heruska	4	1- 9	11.1	0- 1	0	0- 1	0	7-1.7	3	0	5	0	4	2- .5		
Morris	1	2- 4	50.0	0- 0	0	1- 1	100.0	2-2.0	1	0	1	0	0	5- 5.0		
TOTALS	30	755-1856	40.6	79-215	36.7	515-694	74.2	938-31.2	645	459	418	53	518	2105-70.1		

SUNO KNIGHTS



SOUTHERN UNIVERSITY IN NEW ORLEANS

ADDRESS: 6400 Press Drive
New Orleans, LA 70126
Enrollment: 4900
Fax Number: 504-286-5131

Nickname: SUNO Knights
Colors: Blue and Gold
President: Dr. Dolores R. Spikes
Chancellor: Dr. Robert B. Gex

ATHLETIC DIRECTOR:
Phone: 504-286-5192

- **MR. EARL RANDOLPH HILL**
Home: 504-925-9742

COACHING STAFF:

MEN'S BASKETBALL HEAD
Phone: 504-286-5192

- **MR. EARL R. HILL**
Home: 504-925-9742

Assistant
Phone: 504-286-5194

- Mr. Elston King
Home: 504-948-2489

WOMEN'S BASKETBALL HEAD
Phone: 504-286-5197

- **G. JEAN BROOKS**
Home:

Assistant
Phone: 504-286-5195

- Brenda Barabino
Home: 504-245-1084

CROSS COUNTRY HEAD (Men and Women) - **DR. ARTIS DAVENPORT**
Phone: 504-286-5332

Home: 504-245-8422

Assistant
Phone: 504-286-5192

- Lagabe Williams
Home: 504-241-8064

TRACK HEAD (Men and Women) - **DR. ARTIS DAVENPORT**
Phone: 504-286-5332

Home: 504-245-8422

Assistant
Phone: 504-286-5192

- Lagabe Williams
Home: 504-241-8064

SPORTS INFORMATION/PUBLICITY:
Phone: 504-286-5340

Vacant

FACULTY ATHLETIC REPRESENTATIVE:
Phone: 504-286-5286

(**LOUIS MCMILLION**
Home: 504-244-7826

SOUTHERN UNIVERSITY IN NEW ORLEANS MEN'S BASKETBALL STATISTICS

PLAYERS	GA	2-PT		3-PT		FTM-FTA		TOTAL		TO	5	BS	
		FGM-FGA	PCT	FGM-FGA	PCT	PCT	PCT	PTS-AVG	REB-AVG				AST-AVG
Ealy	25	88-201	.438	15- 31	.434	114-171	.666	335-13.4	179-7.2	91-3.6	63	24	43
Scales	12	31- 77	.403	0- 0	.000	12- 23	.522	73- 6.1	28-2.3	5	15	2	3
Wagee	25	48-137	.350	45-123	.366	46- 73	.630	277-11.1	78-3.1	39	65	32	5
Howard	26	33- 74	.446	0- 0	.000	17- 29	.586	83- 3.2	51-2.0	101-3.9	115	35	2
Singleton	24	62-166	.373	0- 0	.000	39- 62	.629	163- 6.8	110-4.6	10	26	8	3
Young	25	124-262	.473	13- 32	.406	78-114	.684	363-15.8	135-5.9	15	49	12	8
Wagee	14	24- 73	.329	5- 19	.263	15- 26	.577	78- 5.6	71-5.1	8	15	4	0
Stephney	26	137-295	.464	0- 0	.000	77-115	.670	351-13.5	195-7.5	4	38	5	10
Ceasar	22	42-132	.318	5- 12	.417	31- 55	.564	130- 5.9	128-5.8	9	35	5	3
Webb	13	18- 37	.486	0- 0	.000	8- 15	.533	44- 3.4	18-1.4	0	8	1	0
Young	19	54-158	.342	36- 90	.400	42- 69	.609	258-13.6	64-3.4	33	39	22	4
TOTALS	26	696-1626	.428	120-312	.385	483-754	.641	1950-75	1108-42.6	315	468	150	81

SOUTHERN UNIVERSITY IN NEW ORLEANS WOMEN'S BASKETBALL STATISTICS

PLAYERS	GA	2-PT		3-PT		FTM-FTA		TOTAL		TO	5	BS	
		FGM-FGA	PCT	FGM-FGA	PCT	PCT	PCT	PTS-AVG	REB-AVG				AST
Arrington	9	15- 37	.905	0- 2	.000	12-16	.750	30- 3.3	15-1.7	4	20	2	0
Foster	20	44-113	.389	0- 0	.000	29-42	.690	117- 5.9	47-2.4	28	69	13	1
Bennett	19	62-182	.341	2-12	.167	38-54	.704	168- 8.8	94-4.9	31	60	18	5
Andrews	18	80-205	.390	0- 0	.000	44-78	.577	205-11.4	138-7.7	8	38	8	8
Rias	19	105-268	.391	0- 0	.000	33-51	.647	241-12.7	163-8.6	12	58	12	8
Starks	20	113-263	.430	1- 4	.250	48-85	.565	227-13.9	159-7.6	10	41	15	10
Bradley	13	30-122	.246	31-94	.330	26-42	.619	179-13.8	83-6.4	35	31	21	7
TOTALS	20	461-1227	.376	35-119	.294	236-378	.624	1188-59.4	754-37.7	128	317	89	39



SPRING HILL COLLEGE

ADDRESS: 4000 Dauphin Street Nickname: Badgers, Lady Badgers
Mobile, Alabama 36608 Colors: Purple and White
President: Fr. William J. Rewak
Fieldhouse: St. Paul's Gym (Seats 1000)
Enrollment: 1250
Fax Number: 205-460-2095

ATHLETIC DIRECTOR:

Phone: 205-460-2346

Home: 205-639-1975

~~CARL NASH~~

COACHING STAFF:

MEN'S BASKETBALL HEAD

Phone: 205-460-2346

Home: 205-639-1975

~~CARL NASH~~

WOMEN'S BASKETBALL HEAD

Phone: 205-829-4042

Home: 205-433-7207

~~ANGELO ARCHIBLE~~

ext. 324

BASEBALL HEAD

Phone: 205-460-2346

Home: 205-343-7528

~~FRANK SIMS~~

TENNIS (Men and Women)

Phone: 205-460-2346

Home: 205-460-2100

~~JAMES WALKER~~

CROSS COUNTRY (Women)

Phone: 205-460-2346

Home: 205-460-2100

~~JAMES WALKER~~

GOLF (Men and Women)

Phone: 205-343-2356

Home: 205-342-1136

~~SCOTT SMITH~~

SAILING

Phone: 205-432-3932

~~ELLIS OLLINGER~~

SOCCER (Men)

~~PETER FOX~~

Home: 205-602-0111

SPORTS INFORMATION/PUBLICITY:

Phone: 205-460-2346

~~DE'EDRA NORWOOD~~

Home: 205-661-6823

INTRAMURAL DIRECTOR:

Phone: 205-460-2344

~~MELLIE FRANKLIN~~

FACULTY ATHLETIC REPRESENTATIVE:

Phone: 205-460-2066

~~DR. ROBERT W. MACALEESE~~

Home: 205-666-4266

Frank Sims
Joe Asland
James Walker
Bruce Sims

SPRING HILL COLLEGE MEN'S BASKETBALL STATISTICS

PLAYERS	2-PT			3-PT			TOTAL							
	GA	FGM-FGA	PCT	FGM-FGA	PCT	FTM-FTA	PCT	PTS-AVG	REB-AVG	PF	AST	TO	BL	ST
Theien	35	197-374	52.6	30- 76	39.5	108-169	63.9	532-15.2	288-8.2	125	155	98	37	96
Gomez	35	239-448	53.3	0- 3	.0	93-158	58.9	571-16.3	277-7.9	113	45	67	22	34
Depriest	35	120-264	45.4	20- 65	30.8	82-131	62.5	342- 9.8	62-1.7	120	57	64	7	30
Wright	35	89-212	41.9	15- 47	31.9	44- 69	63.8	237- 6.8	126-3.6	85	175	97	4	67
LeBlanc	11	19- 35	54.3	0- 0	.0	8- 14	57.1	46- 4.2	33-3.0	21	5	6	1	5
Layman	35	98-238	41.1	51-140	36.4	34- 53	64.2	281- 8.0	78-2.2	54	41	40	0	32
Flint	35	64-149	42.9	28- 82	34.1	66- 82	80.5	222- 6.3	48-1.4	38	36	37	3	11
Allen	21	90-133	67.7	0- 0	.0	79-115	68.7	259-12.3	96-4.6	62	8	23	17	10
Coates	26	27- 56	48.2	6- 14	42.8	18- 25	72.0	78- 3.0	38-1.5	33	8	16	5	13
Chatman	12	20- 36	55.5	0- 2	.0	5- 10	50.0	45- 3.8	16-1.3	20	9	17	2	6
Copenhaver	35	59-114	51.8	0- 1	.0	25- 44	56.8	143- 4.1	73-2.1	54	34	31	13	15
Parker	30	29- 69	42.0	0- 8	.0	19- 32	59.4	77- 2.6	26-0.9	43	17	26	2	12
Graefe	11	11- 22	50.0	1- 1	100.0	2- 9	22.2	25- 2.3	10-0.9	4	1	1	1	0
Andrews	9	4- 11	36.4	0- 0	.0	5- 10	50.0	13- 1.4	6-0.6	11	0	1	0	0
TOTALS	35	1066-2161	49.3	151-439	34.4	588-921	63.8	2871-82.0	1177-33.6	783	591	526	114	331

SPRING HILL COLLEGE WOMEN'S BASKETBALL STATISTICS

PLAYERS	2-PT			3-PT			TOTAL							
	GA	FGM-FGA	PCT	FGM-FGA	PCT	FTM-FTA	PCT	PTS-AVG	REB-AVG	PF	AST	ST	BS	TO
Anderson	22	13- 38	34.2	0- 0	0	10- 19	52.6	36- 1.6	42-1.9	21	5	10	0	12
Brady														
Chaney	22	27- 73	36.9	7- 19	36.8	16- 23	69.5	77- 3.5	46-1.0	29	35	23	0	35
Core	26	106-287	36.9	30-107	28.0	77-109	70.6	319-12.2	85-3.1	64	88	50	1	102
Dale	26	129-243	53.0	1- 2	50.0	76-108	70.3	335-12.8	164-6.3	60	51	37	1	60
Edwards	1	5- 7	71.4	0- 0	0	3- 6	50.0	13-13.0	2-2.0	5	1	2	0	2
Hendricks	19	12- 50	24.0	1- 8	12.5	2- 6	33.3	27- 1.4	42-2.2	14	11	16	1	19
Henry	24	56-144	38.8	0- 0	0	20- 38	52.6	132- 5.5	129-5.3	77	19	15	5	35
Johnson	3	1- 1	100.0	0- 0	0	0	0	2- 0.6	0	1	0	0	0	0
Lane														
Layton	26	83-201	41.2	16- 43	37.2	51- 70	72.8	233- 8.9	88-3.3	80	80	40	1	127
Packer	26	93-208	35.0	0- 0	0	44- 69	63.7	230- 8.8	144-5.5	60	21	12	29	45
Popp	18	6- 30	20.0	0- 3	0	4- 8	50.0	16- 0.8	23-1.2	39	23	11	0	33
Richardson	26	158-357	44.2	9- 21	42.8	47-102	44.1	372-14.3	204-7.8	74	25	39	14	55
TOTALS	26	689-1639	40.8	64-203	31.5	350-558	62.3	1792-68.9	966-37.1	524	359	255	52	525



TOUGALOO COLLEGE

ADDRESS: Tougaloo, MS 39174 Nickname: Bulldogs, Lady Bulldogs
Colors: Royal Blue and Scarlet
President: Dr. Adib Shakir
Fieldhouse: Brownlee Hall (Seats 700)
Callaway High School (Seats 1000)
Enrollment: 1100
Fax Number: 601-977-~~7886~~ ⁹²⁶⁵

ATHLETIC DIRECTOR: - JAMES TURNER
Phone: 601-977-7809 Home: 601-366-~~5264~~ ⁹⁹⁹⁴

COACHING STAFF:

MEN'S BASKETBALL HEAD - JAMES TURNER
Phone: 601-977-7836 Home: 601-366-5264
WOMEN'S BASKETBALL HEAD - CHERYL MCIVER
Phone: 601-977-~~7809~~ ⁷⁹³⁶ Home: 601-957-9498
~~HEAD~~ CROSS COUNTRY HEAD - SANDY SADDLER
Phone: 601-977-7809 ^{SS} Home: 601-977-7855

SPORTS INFORMATION/PUBLICITY: - ~~JEAN WALKER~~ Cheryl McIver
Phone: 601-977-7842

INTRAMURAL DIRECTOR: - BRODERICK OWENS
Phone: 601-977-7809 Home:

FACULTY ATHLETIC REPRESENTATIVE: - DR. JAMES COLEMAN
Phone: 601-977-~~7886~~ ⁷⁸⁸⁷ Home: 601-981-9006

Men's Assistant Broderick Owens
977-7898 Home 362-5264

TOUGALOO COLLEGE MEN'S BASKETBALL STATISTICS

PLAYERS	2-PT			3-PT			TOTAL			TOTAL			REB-AVG	PP	AST	TO	BL	ST
	GA	FGM-FGA	PCT	FGM-FGA	PCT	FGM-FTA	PCT	FTW-FTA	PCT	PTS-AVG								
Finch	25	73-175	41.7	78-154	50.6	151-329	45.9	36- 44	81.8	416-16.6	50-2.0	64	62	47	0	25		
Griffin	9	4- 15	26.7	9- 18	50.0	13- 33	39.4	0- 3	0.0	35- 3.9	20-2.2	11	11	15	2	9		
Hawkins	1	0- 0	0.0	1- 1	100.0	1- 1	100.0	0- 0	0.0	3- 3.0	0-0.0	2	0	0	0	0		
Williams	24	15- 43	34.9	3- 4	75.0	18- 47	38.3	10- 12	83.3	49- 2.0	33-1.4	50	44	47	2	40		
Ellis	21	22- 64	34.4	0- 1	0.0	22- 65	33.8	8- 19	42.1	52- 2.5	43-2.0	26	19	25	1	5		
Lampkin	24	106-169	62.7	0- 1	0.0	106-170	62.4	31- 59	52.5	243-10.1	182-7.6	76	25	35	17	20		
Hart	3	0- 2	0.0	0- 0	0.0	0- 2	0.0	0- 0	0.0	0- 0	1-0.3	2	1	1	0	0		
Lang	15	64-110	58.2	0- 0	0.0	64-110	52.2	13- 19	68.4	141- 9.4	52-3.5	15	11	18	8	10		
White	14	30- 59	50.8	0- 0	0.0	30- 59	50.8	8- 14	57.1	68- 4.9	34-2.4	19	11	18	1	7		
Brown	9	4- 9	44.4	0- 0	0.0	4- 9	44.4	3- 7	42.9	11- 1.2	6-0.7	8	0	3	0	0		
Johnson	1	0- 1	0.0	0- 0	0.0	0- 1	0.0	0- 1	0.0	0- 0	1-1.0	0	0	0	0	0		
Austin	24	194-366	53.0	3- 16	18.8	197-382	51.6	98-135	72.6	495-20.6	159-6.6	78	74	86	14	40		
Cowan	16	37- 80	46.3	9- 32	28.1	46-112	41.1	24- 31	77.4	125- 7.8	33-2.1	36	44	43	0	25		
Depriest	12	5- 20	25.0	2- 3	66.7	7- 23	30.4	8- 13	61.5	24- 2.0	14-1.2	18	21	16	0	7		
Lawson	7	1- 7	14.3	0- 1	0.0	1- 8	12.5	0- 0	0.0	2- 0.3	4-0.6	5	1	4	0	2		
Burton	6	14- 39	35.9	0- 0	0.0	14- 39	35.9	3- 5	60.0	31- 5.2	13-2.2	11	3	8	0	2		
Newsome	15	15- 27	55.6	0- 0	0.0	15- 27	55.6	8- 12	66.7	38- 2.5	21-1.4	27	7	11	1	1		
TOTALS	25	584-1186	49.2	105-231	45.5	689-1417	48.6	250-374	66.8	1733-69.3	666-26.6	448	334	377	46	193		

TOUGALOO COLLEGE WOMEN'S BASKETBALL STATISTICS

PLAYERS	2-PT			3-PT			TOTAL			PP	AST	ST	BL	TO
	GA	FGM-FGA	PCT	FGM-FTA	PCT	FTW-FTA	PCT	PTS	REB					
Wells		5- 21	23	3-15	20	4-11	36	25	20	4	7	8	0	20
Hartzog		38-148	26	3-13	23	33-72	46	113	39	24	37	41	4	47
Bouldin		87-208	42	0- 0	0	27-39	69	207	109	47	30	35	0	43
LeFlore		5- 26	19	0- 0	0	4- 5	80	14	52	17	10	2	0	11
Thurman		78-180	43	0- 0	0	32-86	37	144	117	40	10	16	4	29
Anderson		46-115	40	0- 0	0	13-20	65	106	67	28	17	10	3	15
Johnson		16- 82	19	9-29	31	14-34	41	68	40	24	27	18	2	28
Tillman		76-190	40	0- 3	0	58-98	59	210	123	61	48	40	9	41
Patterson		13- 33	39	0- 0	0	11-20	55	31	29	33	2	4	0	8
Robinson		6- 23	26	2- 5	40	2- 5	40	20	12	7	0	7	0	6
Vickers		51-121	42	0- 0	0	25-42	60	119	59	37	16	10	2	22
Williams		0- 2	0	0- 0	0	2- 2	100	2	0	0	0	0	0	0
TOTALS		421-1149	36	17-65	26	225-434	52	1059	967	322	204	191	24	270



WILLIAM CAREY COLLEGE

ADDRESS: Tuscan Avenue
Hattiesburg, MS 39401-9913

Nickname: Crusaders, Lady Sadlers
Colors: Red, Black, White
President: Dr. James W. Edwards

Enrollment: 1900
Fax Number: 601-582-6454

ATHLETIC DIRECTOR:

Phone: 601-582-6111

- STEVE KNIGHT
Home: 601-268-1397

COACHING STAFF:

MEN'S BASKETBALL HEAD

Phone: 601-582-6111

- STEVE KNIGHT
Home: 601-268-1397

Assistant

Phone: 601-582-6111

- Tracy English
Home: 601-268-1350

Student Assistant

- Leslie McClinton

WOMEN'S BASKETBALL HEAD

Phone: 601-582-6204

- TRACY ENGLISH
Home: 601-268-1350

Graduate Assistant

- Sandy Reynolds

Phone: 601-582-6204

Home: 601-582-6385

BASEBALL HEAD

Phone: 601-582-6110

- BOBBY HALFORD
Home: 601-264-1550

Student Assistants

- Dale Coleman

- Craig Bragg

TENNIS HEAD (Men and Women)

Phone: 601-582-6187

- JACK JONES
Home: 601-583-3805

Assistant (Men and Women)

- Eddie Brown

MEN'S SOCCER HEAD

Phone: 601-865-1504

- DOUG STOVALL
Home: 601-896-6978

Graduate Assistant

- Eric Kravette

Phone: 601-865-1504

Graduate Assistant

- George Malcolm

WOMEN'S SOCCER HEAD

Phone: 601-865-1500

- WILLIAM B. FINDLEY, II

Graduate Assistant

- Katie Anderson

SPORTS INFORMATION/PUBLICITY: Each coach is responsible.

FACULTY ATHLETIC REPRESENTATIVE:

Phone: 601-582-6165

- DR. E. MILTON WHEELER
Home: 601-268-3126

WILLIAM CAREY COLLEGE MEN'S BASKETBALL STATISTICS

PLAYERS	2-PT			3-PT			TOTAL			TOTAL			PF	AST-AVG	TO	BL	ST
	GA	FGM-FGA	PCT	FGM-FGA	PCT	FGM-FGA	PCT	FTM-FTA	PCT	PTS-AVG	REB-AVG						
Beasley	33	115-215	53.5	19- 54	35.2	134-269	49.8	62- 85	72.9	349-10.6	98-3.0	83	110-3.3	74	2	39	
Curtis	3	1- 1	100.0	0- 0	ERR	1- 1	100.0	1- 3	33.3	3- 1.0	1-0.3	6	0-0.0	0	0	0	
Hardy	33	117- 60	51.3	72-200	36.0	131-317	41.6	49- 65	75.4	385-11.7	77-2.3	41	34-1.0	44	1	22	
Ellison	16	6- 12	50.0	0- 0	ERR	6- 12	50.0	14- 26	53.8	26- 1.6	22-1.4	12	2-0.1	7	2	0	
Madden	32	10- 29	34.5	2- 13	15.4	12- 42	28.6	24- 47	51.1	50- 1.6	36-1.1	59	18-0.5	32	4	13	
Bass	31	141-281	50.2	12- 29	41.4	153-310	49.4	115-175	65.7	433-14.0	91-2.9	80	63-2.0	87	6	30	
McClinton	33	141-284	49.6	5- 14	35.7	146-298	49.0	107-175	61.1	404-12.2	265-8.0	82	87-2.6	76	53	47	
Harden	19	6- 17	35.3	0- 0	ERR	6- 17	35.3	4- 6	66.7	16- 0.8	21-1.1	13	2-0.1	13	4	1	
Brumfield	33	127-224	56.7	21- 53	39.6	148-277	53.4	120-164	73.2	437-13.2	131-4.0	100	114-3.5	93	4	31	
Dukes	33	24- 47	51.1	1- 2	50.0	25- 49	51.0	9- 19	47.4	60- 1.8	54-1.6	43	41-1.2	50	8	10	
Baggett	30	13- 31	41.9	12- 57	21.1	25- 88	28.4	15- 19	78.9	77- 2.6	45-1.5	41	32-0.9	35	1	4	
Casanave	33	60-100	60.0	0- 0	ERR	60-100	60.0	29- 59	49.2	149- 4.5	168-5.1	69	17-0.5	42	13	17	
Ahmad	29	159-269	59.1	1- 2	50.0	160-271	59.0	79-145	54.5	400-13.8	281-9.7	85	18-0.6	61	52	23	
TOTALS	33	863-1627	53.0	145-424	34.2	1008-2051	49.1	628-988	63.6	2789-84.5	1436-43.5	714	538-16.3	614	150	237	

WILLIAM CAREY COLLEGE WOMEN'S BASKETBALL STATISTICS

PLAYER	2-PT			3-PT			TOTAL			TOTAL			PF	AST-AVG	TO	BL	ST
	GA	FGM-FGA	PCT	FGM-FGA	PCT	FGM-FGA	PCT	FTM-FTA	PCT	PTS-AVG	REB-AVG						
Evans	30	143-308	46.4	20- 41	48.8	163-349	46.7	68- 97	70.1	414-13.8	121- 4.0	72	95-3.2	113	3	84	
Jones	31	306-574	53.3	0- 1	0	306-575	53.2	202-275	73.5	814-26.3	344-11.1	68	63-2.0	88	0	60	
Hooks	22	1-17	5.9	0- 0	ERR	1- 17	5.9	6- 11	54.5	8- 0.4	12- 0.5	23	8-0.4	11	1	10	
Lockett	31	79-225	35.1	80-258	31.0	159-483	32.9	26- 45	57.8	424-13.7	219- 7.1	99	76-2.5	92	1	130	
Thomas	31	59-157	37.6	8- 45	17.8	67-202	33.2	58- 95	61.1	200- 6.5	181- 5.8	51	247-8.0	203	1	70	
Carrell	21	8- 27	29.6	6- 23	26.1	14- 50	28.0	7- 17	41.2	41- 2.0	21- 1.0	16	15-0.7	19	2	3	
Lampton	25	30- 63	47.6	0- 1	0	30- 64	46.9	19-31	61.3	79- 3.2	70- 2.8	37	27-1.1	40	11	19	
Washington	27	15- 50	30.0	0- 0	ERR	15- 50	30.0	17- 28	60.7	47- 1.7	59- 2.2	15	7-0.3	26	0	8	
Jones	31	128-235	54.5	0- 0	ERR	128-235	54.5	81-134	60.4	337-10.9	203- 1.1	92	34-1.1	64	15	28	
TOTALS	31	769-1656	46.4	114-369	30.9	883-2025	43.6	484-733	66.0	2364-76.3	1353-43.6	473	572-18.5	656	34	412	

XAVIER UNIVERSITY OF LOUISIANA



ADDRESS: 7325 Pine and Palmetto New Orleans, LA 70125 Nickname: Gold Rush, Gold Nuggets Colors: White and Gold President: Dr. Norman C. Francis Fieldhouse: The Barn (Seats 2000) Enrollment: 2500 ~~2500~~ 3500 Fax Number: 504-483-1561 ~~504-483-1561~~ 504-482-1561

ATHLETIC DIRECTOR: - FELIX JAMES Phone: 504-483-7329 Home: 504-277-3162

COACHING STAFF:

MEN'S BASKETBALL HEAD - DALE VALDERY Phone: 504-483-7314 Home: 504-~~241-6220~~ 245-0496 Assistant - Anthony Roman Phone: 504-483-7314 Home: 504-945-2136 WOMEN'S BASKETBALL HEAD - JANICE JOSEPH Phone: 504-483-7333 Home: 504-482-7888 Assistant - ~~Mary Murphy~~ 483-7337

SPORTS INFORMATION/PUBLICITY: - RICHARD TUCKER Phone: 504-483-7568 Home: 504-455-2935 483-3508

INTRAMURAL DIRECTOR: - SILAS STEELE Phone: 504-483-7334

FACULTY ATHLETIC REPRESENTATIVE: - SR. GRACE MARY FLICKINGER Phone: 504-483-7520 Home: 504-482-0917

Cross Country - TBA Contact 483-7330
Men's Head - TBA
Women's Head - Jennie - TBA Contact 483-7330

XAVIER UNIVERSITY MEN'S BASKETBALL STATISTICS

PLAYERS	GA	2-PT			3-PT			TOTAL			PF	AST	TO	BL	ST
		FGM-FGA	PCT	FTM-FTA	PCT	PTS-AVG	REB-AVG								
Jenkins	14	8- 24	33.3	3- 14	21.4	66.7	33- 2.4	6-0-4	8	1	4	1	1		
Eggleston	28	16- 48	33.3	6- 27	21- 40	52.5	59- 2.1	15-0.5	37	23	31	1	14		
Dupree	30	82-212	38.7	36- 98	29- 41	70.7	229- 7.6	68-2.3	76	115	75	1	53		
Bland	30	77-216	35.6	25- 83	48- 70	68.6	227- 7.6	90-3.0	51	42	43	3	17		
LeBeauf	27	47-111	42.3	15- 39	46- 56	82.1	155- 5.7	66-2.4	50	33	36	0	37		
Britton	30	107-220	48.6	11- 29	61- 76	80.3	286- 9.5	125-4.2	76	29	61	1	32		
Wilder	29	171-335	51.0	17- 46	81-140	57.9	440-15.2	184-6.3	89	63	74	19	51		
Loyd	19	31- 57	54.4	1- 1	29- 45	64.4	92- 4.8	25-1.3	17	12	14	1	8		
Scott	20	23- 53	43.4	0- 1	7- 13	53.8	53- 2.7	34-1.7	12	1	9	1	6		
Pinales	22	96-162	59.3	0- 0	49- 79	62.0	241-11.0	115-5.2	54	8	31	26	23		
Fulford	28	25- 75	33.3	2- 17	21- 38	55.3	73- 2.6	45-1.6	27	9	13	3	10		
Evans	13	8- 22	36.4	0- 0	3- 5	60.0	19- 1.5	23-1.8	22	4	12	4	3		
Nelson	8	5- 14	35.7	0- 0	3- 4	75.0	13- 1.6	11-1.4	8	1	5	0	1		
Peters	30	144-259	55.6	0- 0	83-147	56.5	371-12.4	186-6.2	104	35	61	5	31		
Harvey	24	27- 49	55.1	0- 0	22- 33	66.7	76- 3.2	71-3.0	24	7	7	8	8		
TOTALS	30	867-1857	46.7	116-355	517-808	64.0	2367-78.9	1064-38.6	665	383	476	74	295		

XAVIER UNIVERSITY WOMEN'S BASKETBALL STATISTICS

PLAYERS	GA	2-PT			3-PT			TOTAL			PF	AST	TO	BL	ST
		FGM-FGA	PCT	FTM-FTA	PCT	PTS-AVG	REB-AVG								
Johnson	30	25- 78	32.1	4- 10	26- 45	57.8	80- 2.7	60- 2.0	56	40	54	0	32		
Bland	19	14- 36	38.9	0- 0	8- 20	40.0	36- 1.9	32- 1.7	31	5	15	9	12		
Montgomery	30	59-170	34.7	26- 78	25- 40	62.5	169- 5.6	95- 3.1	76	48	55	2	21		
Wassey	14	13- 34	38.2	4- 11	4- 8	50.0	34- 2.4	15- 1.1	11	5	5	0	1		
Henry	30	144-420	34.3	48-154	63- 96	65.6	399-13.3	100- 3.3	82	90	113	2	58		
Stewart	30	104-272	38.2	34-107	40- 68	58.8	282- 9.4	120- 4.0	76	130	85	7	65		
Tardy	29	61-147	41.5	0- 0	52- 75	69.3	174- 6.0	151- 5.2	84	38	59	0	38		
Stringer	25	39- 71	54.9	0- 0	14- 29	48.3	92- 3.7	57- 2.3	32	13	27	1	10		
Evans	20	17- 42	40.5	0- 0	7- 13	53.8	41- 2.1	31- 1.6	24	4	13	0	6		
Hendy	30	201-398	50.5	0- 1	106-213	49.8	508-16.9	318-10.6	87	19	88	4	69		
Pollard	11	5- 13	38.5	0- 0	8- 13	61.5	18- 1.6	16- 1.5	6	3	5	0	0		
Conerly	14	7- 20	35.0	0- 0	6- 14	42.9	20- 1.4	37- 2.6	9	4	6	5	4		
Burton	29	137-322	42.5	0- 0	49- 91	53.8	323-11.1	224- 7.7	105	10	45	5	19		
Billups	4	3- 3	100.0	0- 0	0- 0	na	6- 1.5	9- 2.3	2	0	2	0	0		
Rosette	6	2- 3	66.7	0- 0	1- 1	100.0	5- 0.8	2- 0.3	2	1	2	0	1		
Scott	4	1- 5	20.0	0- 0	0- 1	na	0- 0.0	3- 0.8	5	1	2	0	0		
Richards	5	2- 9	22.2	0- 2	0- 0	na	4- 0.8	5- 1.0	1	4	2	0	1		
TOTALS	30	834-2043	40.8	116-363	409-726	56.3	2193-73.1	1272-47.3	689	415	578	35	337		

1991-92 MEN'S BASKETBALL TEAM STATISTICS

DISTRICT 30/GCAC STANDINGS

<u>TEAM</u>	<u>DIST. W-L</u>	<u>.PCT</u>	<u>OVERALL</u>	<u>.PCT</u>	<u>GCAC</u>	<u>DISTRICT PLAYOFFS</u>
1. William Carey College	13- 2	.867	23-10	.697	13- 2	First Round: Mobile 84 La. College 62
2. Xavier University	11- 5	.688	20-10	.667	11- 5	Sp. Hill 93 Belhaven 77
3. Mobile College	10- 6	.625	22-11	.667	10- 6	Semifinals: Sp. Hill 98 Wm. Carey 92
4. Spring Hill College	10- 6	.625	24-11	.686	10- 6	Xavier 82 Mobile 79
5. Belhaven College	9- 7	.562	17-16	.515	9- 7	
6. Louisiana College	8- 8	.500	18-12	.600	8- 8	Championship: SP. HILL 80 Xavier 70
7. SUNO	5-11	.313	12-15	.444	5-11	
8. Dillard University	3-13	.188	8-22	.267	3-13	
9. Tougaloo College	2-14	.125	6-20	.231	2-14	

GCAC CHAMPION: WILLIAM CAREYTEAM SCORING

<u>TEAM</u>	<u>OPP.</u>	<u>DEF.</u>	<u>MARGIN</u>
La. College	80.9	71.7	+ 9.2
Xavier	78.9	70.9	+ 8.0
Spring Hill	82.0	74.1	+ 7.9
Wm. Carey	84.5	78.1	+ 6.4
Mobile	76.9	73.1	+ 3.8
Belhaven	79.9	80.0	- 0.2
Dillard	81.1	84.1	- 3.0
SUNO	75.2	79.2	- 4.0
Tougaloo	69.3	77.8	- 8.5

TEAM REBOUNDING

<u>TEAM</u>	<u>AVG.</u>	<u>OPP.</u>	<u>MARGIN</u>
Wm. Carey	43.5	38.4	+ 5.1
SUNO	42.8	38.4	+ 4.4
Xavier	38.6	34.7	+ 3.9
Belhaven	34.7	31.6	+ 3.1
Mobile	31.6	28.9	+ 2.7
Spring Hill	33.6	31.4	+ 2.2
Dillard	31.5	31.0	+ 0.5
La. College	31.2	35.2	- 4.0
Tougaloo	26.6	30.8	- 4.2

TOTAL FIELD GOAL SHOOTING

<u>TEAM</u>	<u>3-PT FGM-FGA</u>	<u>TOTAL FGM-FGA</u>	<u>.PCT</u>
Spring Hill	151-439	1066-2161	49.3
Wm. Carey	145-424	1008-2051	49.1
Tougaloo	105-231	689-1417	48.6
Mobile	112-301	923-1929	47.8
Dillard	154-508	922-1934	47.7
Belhaven	133-416	943-2008	46.9
Xavier	116-355	867-1857	46.7
La. College	235-675	855-1918	44.6
SUNO	116-303	669-1559	42.9

FREE THROW SHOOTING

<u>TEAM</u>	<u>FTM-FTA</u>	<u>.PCT</u>
Belhaven	592-813	72.8
La. College	481-694	69.3
Mobile	597-873	68.4
Tougaloo	250-374	66.8
Dillard	436-662	65.9
SUNO	462-721	64.1
Xavier	517-808	64.0
Spring Hill	588-921	63.8
Wm. Carey	628-988	63.6

1991-92 MEN'S BASKETBALL INDIVIDUAL STATISTICS



SCORING

NAME	SCHOOL	GA	2FG-3FG-PT	AVG.
D. Austin	TG	24	191- 3- 98	20.6
E. Thomas	DL	29	218- 0- 96	18.3
A. Finch	TG	25	73-78- 36	16.6
R. Gomez	SH	35	239- 0- 93	16.3
T. Summerville	BL	32	174- 5-150	16.1
R. Young	SU	22	120-12- 76	16.0
P. Powell	BL	33	123-42-147	16.0
P. Thelen	SH	35	167-30-108	15.2
J. Wilder	XU	29	154-17- 81	15.2
T. Grigg	LC	30	75-68- 98	15.1
K. Warren	LC	30	150-19- 81	14.6
D. Bass	WC	31	141-12-115	14.0
D. Ramey	WC	30	143- 6-125	13.9
B. Ahmad	WC	29	159- 1- 79	13.8
A. Ealy	SU	25	88-15-114	13.4
N. Stepheny	SU	25	132- 0- 70	13.4
R. Robinson	WC	33	134-13-133	13.3
L. Brumfield	WC	33	127-21-120	13.2
R. Doucet	DL	27	134- 7- 64	13.0
M. Peters	XU	30	144- 0- 83	12.4
L. McClinton	WC	33	141- 5-107	12.2

REBOUNDING

NAME	SCHOOL	GA	REB	AVG.
E. Thomas	DL	29	291	10.0
B. Ahmad	WC	29	281	9.7
P. Thelen	SH	35	288	8.2
L. McClinton	WC	33	265	8.0
R. Gomez	SH	35	277	7.9
R. Lampkin	TG	24	182	7.6
N. Stepheny	SU	25	187	7.5
A. Ealy	SU	25	179	7.2
D. Austin	TG	24	159	6.6
J. Wilder	XU	29	184	6.3
M. Peters	XU	30	186	6.2
R. Doucet	DL	27	169	6.2
R. Young	SU	22	130	5.9
T. Grigg	LC	30	164	5.5
A. Pinales	XU	22	115	5.2
D. Casanave	WC	33	168	5.1
D. Ramey	WC	30	153	5.1
W. Small	BL	33	169	5.1
M. Jones	BL	33	157	4.6
K. Walker	LC	26	119	4.6
E. Tines	BL	31	133	4.3

FREE THROW SHOOTING

NAME	SCHOOL	GA	FTM-FTA	PCT
P. Robinson	WC	33	133-164	81.1
P. Powell	BL	33	147-184	79.8
T. Grigg	LC	30	98-127	77.1
T. Summerville	BL	32	150-194	77.0
K. Warren	LC	30	81-107	75.7
L. Brumfield	WC	33	120-164	73.2
D. Austin	TG	24	98-135	72.6
R. Young	SU	22	76-110	69.1
E. Thomas	DL	29	96-143	67.1
A. Ealy	SU	25	114-171	66.7
D. Ramey	WC	30	125-188	66.4
N. Stepheny	SU	25	70-106	66.0

ASSISTS

NAME	SCHOOL	GA	AST	AVG
S. Wright	SH	35	175	5.0
P. Thelen	SH	35	155	4.4
A. Howard	SU	25	97	3.9
R. Dupree	XU	30	115	3.8
K. Warren	LC	30	115	3.8

TOTAL FIELD GOAL SHOOTING

NAME	SCHOOL	GA	FGM-FGA
E. Thomas	DL	29	214-322
B. Ahmad	WC	29	160-271
R. Doucet	DL	27	141-258
R. Gomez	SH	35	239-448
P. Truitt	SH	35	197-374
D. Austin	TG	24	197-382
T. Summerville	BL	32	179-350
J. Wilder	XU	29	171-335
D. Bass	WC	31	153-310
D. Ramey	WC	30	149-311
R. Young	SU	22	120-254
A. Finch	TG	25	151-329

THREE POINT FIELD GOAL SHOOTING

NAME	SCHOOL	GA	FGM-FGA	PCT
A. Finch	TG	25	78-154	50.6
K. Walker	LC	26	37- 84	44.0
R. Jones	WC	33	46-118	38.9
T. Grigg	LC	30	68-176	38.7
R. Dupree	XU	30	36- 98	36.7

GCAC MEN'S BASKETBALL SEASON RECORDS
(Through 1991-92 Season)

Team Scoring, Seas. Avg. Off. Wm. Carey, 1989-90, 94.7	Individual Scoring, Seas., Total Points Gray, Wm. Carey, 1985-86, 773
Team Scoring, Seas. Avg., Def. Belhaven, 1981-82, 55.6	Individual Scoring, Seas., Game Avg. Jones, Dillard, 1988-89, 26.0
Team Scoring, Seas. Avg., Margin Mobile Col. 1987-88, +18.6	FG Shooting, Total Made, Seas. Jones, Dillard, 1988-89, 297
Team PGW, Seas. Sp. Hill, 1987-88, 1244	FG Shooting, Seas., Pct. Gullett, Xavier, 1981-82, .678 (118/174)
Team PG Pct., Seas. Sp. Hill, 1987-88, .560 (1244/2221)	FT Shooting, Total Made, Seas. Woody, Wm. Carey, 1984-85, 189 Gray, Wm. Carey, 1985-86,, 189
Team PTW, Seas. Wm. Carey, 1988-89, 709	FT Shooting, Seas., Pct. Hamilton, La. College, 1984-85, .886 (62-70)
Team FT Pct., Seas. Wm. Carey, 1982-83, .757 (433/572)	Individual Reb., Seas., Total Cooper, Wm. Carey, 1983-84, 346
Team Reb., Seas. Avg., Off. Wm. Carey, 1989-90, 48.9	Individual Reb., Seas., Game Avg. Myers, Xavier, 1982-83, 11.2
Team Reb., Seas. Avg., Def. Dillard, 1986-87, 41.5	Assists, Total, Seas. Nelson, Spring Hill, 1987-88, 279
Team Reb., Seas. Avg., Margin Wm. Carey, 1989-90, +10.4	Assists, Seas., Game Avg. Nelson, Spring Hill, 1987-88, 6.9
Team Three Point FG, Total Seas. La. Col., 1991-92, 235	Three Point FG, Seas., Total Francisco Hardy, Wm. Carey, 1990-91. 109
Team Three Point FG, Seas. Pct. SUNO, 1987-88, .435 (85-195)	Three Point FG, Seas. Pct. A. Finch, Tougaloo, 1991-92 .506
Most Wins, Team, Seas. Mobile Col., 1987-88, 31	Team Record, Best Pct. Xavier, 1981-82, .936 (29-2)

GCAC MEN'S BASKETBALL INDIVIDUAL GAME RECORDS
(Through 1991-92 Season)

INDIVIDUAL SINGLE GAME

Most Points Scored	- 41, Juan Mercier, Xavier vs Belhaven, Feb 14, 1987.
	- 41, Eugene Thomas, Dillard vs Tougaloo, Feb 7, 1991
Most Field Goals Attempted	- 31, Juan Mercier, Xavier vs Belhaven, Feb 14, 1987.
Most Field Goals Made	- 17, Eugene Johnson, Xavier vs Wm. Carey, Feb 12, 1982.
Most Free Throws Attempted	- 21, Juan Mercier, Xavier vs La. Col., Jan 19, 1987.
Most Free Throws Made	- 17, Tony Woody, Wm. Carey vs Dillard, Jan 14, 1985.
Most Three Point FG Attempted	- 17, Barry Johnson, Dillard vs Tougaloo, Jan 21, 1989
Most Three Point FG Made	- 10, Francisco Hardy, Wm. Carey vs. Tougaloo, Jan 24, 1991
Most Rebounds	- 22, Zac Cooper, Wm. Carey vs Spring Hill, Feb 12, 1983
Most Assists	- 19, Derrick Collins, Xavier vs Spring Hill, Feb 3, 1986
Most Steals	- 8, Leslie McClinton, Wm. Carey vs Spring Hill, Jan 29, 1990
Most Blocked Shots	- 6, Leslie McClinton, Wm. Carey vs SUNO, Jan 20, 1990 Julian Moore, Wm. Carey vs Mobile, Feb 16, 1987

TEAM SINGLE GAME

Most Points Scored	- 132, Wm. Carey vs SUNO, Feb 23, 1989
	- 132, Belhaven vs. SUNO, Feb 16, 1991
Fewest Points Scored	- 43, Belhaven vs Xavier, Jan 21, 1982
Most Field Goals Attempted	- 94, Wm. Carey vs Spring Hill, Feb 27, 1984
Most Field Goals Made	- 49, Wm. Carey vs Xavier, Feb 17, 1990
Most Free Throws Attempted	- 49, Xavier vs SUNO, Feb 28, 1987
Most Free Throws Made	- 40, Xavier vs Suno, Feb 28, 1987
Most Three Point FG Attempted	- 31, La. Col. vs. Belhaven, Feb 25, 1991
Most Three Point FG Made	- 14, La. Col. vs. Belhaven, Feb 25, 1991
	- 14, SUNO vs. Belhaven, Feb 16, 1991
Most Rebounds	- 69, Wm. Carey vs Xavier, Feb 17, 1990
Most Assists	- 38, Wm. Carey vs SUNO, Feb 23, 1989
Most Points, Losing Game	- 123, SUNO vs. Belhaven, Feb 16, 1991
Fewest Points, Winning Game	- 51, Dillard vs Belhaven, Jan 26, 1984
Most Points, Both Teams	- 255, Belhaven vs. SUNO, Feb 16, 1991
Fewest Points, Both Teams	- 97, Belhaven vs Xavier, Jan 21, 1982
Highest Field Goal %	- 68.4%, Mobile Col. vs La. Col., Jan 22, 1988
Lowest Field Goal %	- 33.3%, Wm. Carey vs Belhaven, Feb 17, 1983
Highest FG % Both Teams	- 59.7%, Wm. Carey vs Belhaven, Jan 22, 1983
Lowest FG % Both Teams	- 42.9%, Wm. Carey vs Belhaven, Feb 27, 1984



MEN'S

1991-92 ALL-DISTRICT/GCAC BASKETBALL TEAM

<u>NAME</u>	<u>SCHOOL</u>	<u>POS</u>	<u>CLASS</u>	<u>HGT</u>
Eugene Thomas	Dillard	C	Jr.	6-6
Kerry Warren	La. College	G	Jr.	5-7
Troy Grigg	La. College	F	Sr.	6-7
Jimmie Wilder	Xavier	F	So.	6-6
Preston Powell	Belhaven	G	Sr.	6-0
Derrick Austin	Tougaloo	F	Sr.	6-2
Leslie McClinton	William Carey	F	Sr.	6-4
P.J. Thelen	Spring Hill	F	Jr.	6-6
Ronald Gomez	Spring Hill	F	So.	6-4
Bashir Ahmad	William Carey	F	Sr.	6-10

PLAYER OF THE YEAR: Eugene Thomas Dillard

NEWCOMER OF THE YEAR: Bashir Ahmad William Carey

COACH OF THE YEAR: Steve Knight William Carey



WOMEN'S

1991-92 ALL-DISTRICT 30/GCAC BASKETBALL TEAM

<u>NAME</u>	<u>SCHOOL</u>	<u>POS</u>	<u>CLASS</u>	<u>HGT</u>
Tangela Jones	William Carey	F	Jr.	5-9
Tonya Leggett	Louisiana College	G	Sr.	5-6
Amy Glasgow	Belhaven	F	Fr.	5-10
Sherlett Hendy	Xavier	F	So.	6-1
San Blanks	Dillard	F	Jr.	5-10
Jennifer Wasson	Mobile	F	Jr.	5-10
Shantia Luckett	William Carey	F	Jr.	5-9
Marsha Richardson	Spring Hill	C	So.	6-0
Abby Thompson	Louisiana College	F	Sr.	5-8
LaShawn Henry	Xavier	G	So.	5-9

PLAYER OF THE YEAR: Tangela Jones William Carey

NEWCOMER OF THE YEAR: Amy Glasgow Belhaven

COACH OF THE YEAR: Tracy English William Carey



DISTRICT 30/GCAC STANDINGS

<u>TEAM</u>	<u>DIST. W-L</u>	<u>.PCT</u>	<u>OVERALL</u>	<u>.PCT</u>	<u>GCAC</u>	<u>DISTRICT PLAYOFFS</u>
1. William Carey College	13- 3	.813	20-11	.645	13- 3	First Round: La. College 86 Wm. Carey 84 Xavier 86 Mobile 62
2. Mobile College	13- 3	.813	18-12	.600	13- 3	
3. Xavier University	12- 4	.750	22- 8	.733	12- 4	
4. Louisiana College	11- 5	.688	18-13	.581	11- 5	
5. Dillard University	9- 7	.562	17-12	.586	9- 7	Championship: La. College 80 Xavier 65
6. Belhaven College	6-10	.375	8-20	.286	6-10	
7. Spring Hill College	4-12	.250	8-18	.307	4-12	
8. SUNO	2-14	.125	2-19	.095	2-14	
9. Tougaloo College	2-14	.125	6-20	.231	2-14	

GCAC CHAMPION: WILLIAM CAREY
MOBILE COLLEGE

TEAM SCORING

<u>TEAM</u>	<u>OFF.</u>	<u>DEF.</u>	<u>MARGIN</u>
Xavier	73.1	61.9	+11.2
Dillard	77.5	69.0	+ 8.5
La. College	75.3	67.4	+ 7.9
Wm. Carey	76.3	71.3	+ 5.0
Mobile	70.1	65.5	+ 4.6
Spring Hill	68.9	74.9	- 6.0
Belhaven	60.8	68.8	- 8.0
Tougaloo	57.8	76.7	-18.9
SUNO	59.3	82.7	-23.4

TEAM REBOUNDING

<u>TEAM</u>	<u>AVG.</u>	<u>OPP.</u>	<u>MARGIN</u>
Dillard	44.2	37.0	+ 7.2
Xavier	47.3	41.0	+ 6.3
Wm. Carey	43.6	38.2	+ 5.4
Belhaven	34.3	34.6	- 0.3
Tougaloo	31.3	33.2	- 1.9
Spring Hill	37.1	39.4	- 1.9
Mobile	31.2	35.8	- 4.6
La. College	32.0	37.7	- 5.7
SUNO	37.7	47.8	-10.1

TOTAL FIELD GOAL SHOOTING

<u>TEAM</u>	<u>J-PT FGM-FGA</u>	<u>TOTAL FGM-FGA</u>	<u>.PCT</u>
Wm. Carey	114-369	883-2025	43.6
La. College	141-405	873-2021	43.2
Dillard	53-225	884-2081	42.4
Xavier	116-363	834-2043	40.8
Spring Hill	64-203	669-1639	40.8
Mobile	79-215	755-1856	40.6
Belhaven	94-289	655-1614	40.6
Tougaloo	20- 74	492-1271	38.7
SUNO	35-115	440-1176	37.4

FREE THROW SHOOTING

<u>TEAM</u>	<u>FTM-FTA</u>	<u>.PCT</u>
Mobile	515-694	74.2
Belhaven	350-503	69.6
La. College	446-660	67.6
Wm. Carey	484-733	66.0
Spring Hill	348-558	62.3
SUNO	216-350	61.7
Dillard	428-726	58.9
Xavier	409-726	56.3
Tougaloo	207-402	51.5

1991-92 WOMEN'S BASKETBALL INDIVIDUAL STATISTICS

SCORING

<u>NAME</u>	<u>SCHOOL</u>	<u>GA</u>	<u>2FG-3FG-FT</u>	<u>AVG</u>
Ta. Jones	WC	31	306- 0-202	26.3
T. Leggett	LC	31	189-74- 91	22.3
A. Thompson	LC	31	177-23-134	17.9
S. Blanks	DL	29	181- 7-116	17.2
S. Hendy	XU	30	201- 0-106	16.9
M. Richardson	SH	26	158- 9- 45	14.3
T. Evans	WC	30	143-20- 68	13.8
S. Lockett	WC	31	79-80- 26	13.7
A. Glasgow	BL	28	161- 0- 56	13.6
M. Starks	SU	19	104- 1- 45	13.5
L. Henry	XU	30	96-48- 63	13.3
J. Rias	SU	18	101- 0- 31	12.9
M. Dale	SH	26	129- 1- 76	12.8
C. Core	SR	26	106-30- 77	12.2
Y. Burton	XU	29	137- 0- 49	11.1
Tr. Jones	WC	31	128- 0- 81	10.9
J. Wasson	MC	27	85-19- 66	10.8
S. Moore	DL	29	114-10- 53	10.7
C. Bouldin	TG	23	100- 0- 30	10.0
C. Stewart	XU	30	70-34- 40	9.4
P. King	WC	29	98- 0- 64	8.9

REBOUNDING

<u>NAME</u>	<u>SCHOOL</u>	<u>GA</u>	<u>REB</u>	<u>AVG</u>
Ta. Jones	WC	31	344	11.1
S. Hendy	XU	30	318	10.6
S. Blanks	DL	29	246	8.4
M. Richardson	SH	26	204	7.8
Y. Burton	XU	29	224	7.7
J. Rias	SU	18	137	7.6
S. Lockett	WC	31	219	7.1
M. Starks	SU	19	131	6.9
Tr. Jones	WC	31	203	6.5
M. Dale	SH	26	164	6.3
K. Butler	DL	24	151	6.2
A. Thompson	LC	31	184	5.9
A. Thomas	WC	31	181	5.8
D. Walker	SL	29	168	5.7
D. Scott	CL	29	164	5.6
M. Packer	SH	26	144	5.5
A. Glasgow	BL	28	154	5.5
M. Wilks	BL	28	145	5.2
E. Tardy	XU	29	151	5.2
S. Moore	DL	29	149	5.1
L. Small	LC	31	154	4.9

FREE THROW SHOOTING

<u>NAME</u>	<u>SCHOOL</u>	<u>GA</u>	<u>FTM-FTA</u>	<u>.PCT</u>
J. Wasson	MC	27	66- 82	80.4
T. Leggett	LC	31	91-120	75.8
A. Thompson	LC	31	134-178	75.3
Ta. Jones	WC	31	202-275	73.5
C. Core	SH	26	77-109	70.6
M. Dale	SH	26	76-108	70.3
Tr. Jones	WC	31	81-134	60.4
S. Blanks	DL	29	116-195	59.4
S. Hendy	XU	30	106-213	49.8

ASSISTS

<u>NAME</u>	<u>SCHOOL</u>	<u>GA</u>	<u>AST</u>	<u>AVG</u>
A. Thomas	WC	31	247	8.0
T. Leggett	LC	31	145	4.7
C. Stewart	XU	30	130	4.3
M. Wilks	BL	28	103	3.6
C. Core	SH	26	88	3.4

TOTAL FIELD GOAL SHOOTING

<u>NAME</u>	<u>SCHOOL</u>	<u>GA</u>	<u>FGM-FGA</u>	<u>.PCT</u>
Ta. Jones	WC	31	306-575	53.2
A. Thompson	LC	31	200-392	51.0
S. Hendy	XU	30	201-398	50.5
S. Blanks	DL	29	188-372	50.5
T. Leggett	LC	31	263-551	47.4
T. Evans	WC	31	163-349	46.7
A. Glasgow	BL	28	161-347	46.4
M. Richardson	SH	26	158-357	44.2
S. Lockett	WC	31	159-483	32.9

THREE POINT FIELD GOAL SHOOTING

<u>NAME</u>	<u>SCHOOL</u>	<u>GA</u>	<u>FGM-FGA</u>	<u>.PCT</u>
T. Leggett	LC	31	74-175	42.3
M. Evett	MC	30	34- 81	41.9
C. Stewart	XU	30	34-107	31.8
L. Henry	XU	30	48-154	31.2
S. Lockett	WC	31	80-258	31.0

GCAC WOMEN'S BASKETBALL SEASON RECORDS
(Through 1991-92 Season)

Team Scoring, Seas. Avg., Off. La. College, 1985-86, 86.7	Individual Scoring, Seas., Total Points McCullow, Wm. Carey, 1986-87, 899
Team Scoring, Seas. Avg. Def. La. College, 1982-83, 57.0	Individual Scoring, Seas., Game Avg. McCullow, Wm. Carey, 1986-87, 32.1
Team Scoring, Seas. Avg., Margin Dillard, 1983-84, +22.1	FG Shooting, Total Made, Seas. McCullow, Wm. Carey, 1986-87, 356
Team FGW, Seas. La. College, 1985-86, 1181	FG Shooting, Seas., Pct. Beasley, Wm. Carey, 1982-83, .642 (217/338)
Team FG Pct., Seas. Wm. Carey, 1986-87 .527 (895-1697)	FT Shooting, Total Made, Seas. Joseph, La. College, 1985-86, 192
Team FTW, Seas. Mobile, 1991-92, 515	FT Shooting, Seas., Pct. Quinn, Wm. Carey, 1983-84, .869 (80/92)
Team FT Pct., Seas. La. College, 1988-89, .762 (502/659)	Individual Reb., Seas., Total Franklin, Dillard, 1984-85, 446
Team Reb., Seas. Avg., Off. Dillard, 1983-84, 45.4	Individual Reb., Seas., Game Avg. Franklin, Dillard, 1984-85, 17.2
Team Reb., Seas. Avg., Def. Belhaven, 1982-83, 50.0	Assists, Total, Seas. Joseph, La. College, 1985-86, 283
Team Reb., Seas. Avg., Margin Dillard, 1983-84, +14.5	Assists, Seas., Game Avg. Young, Wm. Carey, 1986-87, 10.1
Team Three Point FG, Total Seas. Dillard, 1987-88, 118	Three Point FG, Seas., Total Johnson, La. College, 1987-88, 84
Team Three Point FG, Seas. Pct. Belhaven, 1988-89, .449	Three Point FG, Seas. Pct. Barnes, Belhaven, 1988-89, .562 (54-96)
Most Wins, Team, Seas. La. College, 1985-86, 31	Team Record, Best Pct. La. College, 1985-86, .912 (31-3)

GCAC WOMEN'S BASKETBALL INDIVIDUAL GAME RECORDS

(Through 1991-92 Season)

INDIVIDUAL SINGLE GAME

Most Points Scored	- 50, Demetria Lang, Xavier vs SUNO, Feb 10, 1987
Most Field Goals Attempted	- 30, Demetria Lang, Xavier vs SUNO, Feb 10, 1987
Most Field Goals Made	- 22, Demetria Lang, Xavier vs SUNO, Feb 10, 1987
Most Free Throws Attempted	- 20, Tammie Beasley, Wm. Carey vs Dillard, Feb 13, 1984
Most Free Throws Made	- 16, Debbie Watts, La. Col. vs Mobile Col., Jan 28, 1989
Most Three Point FG Attempted	- 13, Debra Johnson, La. Col. vs Tougaloo, Feb 22, 1988
Most Three Point FG Made	- 7, Debra Johnson, La. Col. vs Tougaloo, Feb 1, 1988
Most Rebounds	- 22, Demetria Lang, Xavier vs Spring Hill, Feb 16, 1987
Most Assists	- 18, Angel Young, Wm. Carey vs SUNO, Jan 22, 1987
Most Steals	-
Most Blocked Shots	-

TEAM SINGLE GAME

Most Points Scored	- 111, SUNO vs Tougaloo, Jan 30, 1989
Fewest Points Scored	- 32, Tougaloo vs. Mobile College, Feb 8, 1992
Most Field Goals Attempted	- 86, Dillard vs Belhaven, Jan 25, 1984
Most Field Goals Made	- 42, SUNO vs La. College, Feb 13, 1989
Most Free Throws Attempted	- 47, Mobile College vs. Spring Hill, Feb 1, 1992
Most Free Throws Made	- 33, SUNO vs Mobile College, Jan 27, 1989
Most Three Point FG Attempted	- 18, La. College vs Wm. Carey, Jan 30, 1988
Most Three Point FG Made	- 8, La. College vs Tougaloo, Feb 22, 1988
Most Rebounds	- 55, Xavier vs Dillard, Feb 13, 1982
Most Assists	- 32, La. College vs Tougaloo, Jan 23, 1989
Most Points, Losing Game	- 98, La. College vs SUNO, Feb 13, 1989
Fewest Points, Winning Game	- 50, Spring Hill vs Belhaven, Dec 8, 1982
Most Points, Both Teams	- 206, SUNO vs La. College, Feb 13, 1989
Fewest Points, Both Teams	- 94, Spring Hill vs Belhaven, Dec 8, 1982 Xavier vs Belhaven, Feb 18, 1984
Highest Field Goal %	- 75.0, Wm. Carey vs Dillard, Feb 7, 1987
Lowest Field Goal %	- 18.4, Tougaloo vs. Mobile College, Feb 8, 1992
Highest FG %, Both Teams	- 60.0, Wm. Carey vs Dillard, Feb 7, 1987
Lowest FG %, Both Teams	- 33.3, La. College vs Wm. Carey, Feb 24, 1990

GCAC BASKETBALL SCHEDULE, 1992-1993

Wednesday, November 18

Tougaloo at Xavier

Thursday, December 3

Xavier at Wm. Carey

Saturday, January 9

Spring Hill at La. College

Belhaven at SUNO

Wm. Carey at Dillard

Monday, January 11

La. College at Belhaven

SUNO at Spring Hill

Tuesday, January 12

Wm. Carey at Mobile

Thursday, January 14

Spring Hill at Belhaven

Xavier at SUNO

Mobile at Dillard

Tougaloo at Wm. Carey

Saturday, January 16

Spring Hill at Dillard

SUNO at Tougaloo

Belhaven at Xavier

Mobile at La. College

Monday, January 18

La. College at Tougaloo

Tuesday, January 19

Dillard at Tougaloo

Thursday, January 21

SUNO at La. College

Mobile at Tougaloo

Wm. Carey at Spring Hill

Dillard at Belhaven

Saturday, January 23

La. College at Wm. Carey

Belhaven at Mobile

Dillard at SUNO

Xavier at Spring Hill

Monday, January 25

Xavier at Mobile

Spring Hill at Tougaloo

Belhaven at Wm. Carey

La. College at Dillard

Thursday, January 28

Mobile at SUNO

Tougaloo at Belhaven

Dillard at Wm. Carey

La. College at Xavier

Saturday, January 30

Dillard at Xavier

Spring Hill at Mobile

Tougaloo at La. College

SUNO at Wm. Carey

Monday, February 1

Xavier at Tougaloo

Belhaven at Dillard

Spring Hill at SUNO

Mobile at Wm. Carey

Thursday, February 4

SUNO at Dillard

Wm. Carey at Belhaven

Friday, February 5

Tougaloo at Spring Hill

La. College at Mobile

Saturday, February 6

SUNO at Belhaven

Wm. Carey at Xavier

La. College at Spring Hill

Tougaloo at Mobile

Monday, February 8

Wm. Carey at Tougaloo

SUNO at Xavier

Dillard at Mobile

Tuesday, February 9

Belhaven at La. College

Thursday, February 11

Mobile at Xavier

La. College at SUNO

Spring Hill at Wm. Carey

Belhaven at Tougaloo

Saturday, February 13

Xavier at Belhaven

Wm. Carey at La. College

Tougaloo at SUNO

Dillard at Spring Hill

Monday, February 15

SUNO at Mobile

Xavier at La. College

Belhaven at Spring Hill

Tougaloo at Dillard

Thursday, February 18

Dillard at La. College

Mobile at Belhaven

Spring Hill at Xavier

Saturday, February 20

Xavier at Dillard

Mobile at Spring Hill

Wm. Carey at SUNO

NAIA WOMEN'S PLAYOFFS - February 22

NAIA WOMEN'S CHAMPIONSHIPS - February 25

NAIA MEN'S PLAYOFFS - February 26, March 2

NAIA MEN'S CHAMPIONSHIPS - March 8

1993 GCAC/DISTRICT 30 BASEBALL SCHEDULE

SATURDAY, FEBRUARY 20

LA College at Spring Hill
 LSU-S at Wm. Carey
 Belhaven at Mobile

SATURDAY, FEBRUARY 27

Spring Hill at LSU-S
 Wm. Carey at Loyola
 Mobile at LA College

TUESDAY, MARCH 2

LSU-S at Loyola
 Spring Hill at Mobile
 Wm. Carey at Belhaven

SATURDAY, MARCH 6

LSU-S at Mobile
 LA College at Wm. Carey
 Loyola at Belhaven

TUESDAY, MARCH 9

Wm. Carey at Spring Hill
 Belhaven at LSU-S
 Loyola at LA College

SATURDAY, MARCH 13

Mobile at Wm. Carey
 Loyola at Spring Hill
 Belhaven at LA College

SATURDAY, MARCH 20

LA College at LSU-S
 Mobile at Loyola
 Spring Hill at Belhaven

TUESDAY, MARCH 23

Spring Hill at Wm. Carey
 LSU-S at Belhaven
 LA College at Loyola

SATURDAY, MARCH 27

Spring Hill at LA College
 Wm. Carey at LSU-S
 Mobile at Belhaven

TUESDAY, MARCH 30

Loyola at LSU-S
 Mobile at Spring Hill
 Belhaven at Wm. Carey

SATURDAY, APRIL 3

LSU-S at Spring Hill
 Loyola at Wm. Carey
 LA College at Mobile

TUESDAY, APRIL 6

LSU-S at LA College
 Loyola at Mobile
 Belhaven at Spring Hill

SATURDAY, APRIL 10

Mobile at LSU-S
 Wm. Carey at LA College
 Belhaven at Loyola

SATURDAY, APRIL 17

Wm. Carey at Mobile
 Spring Hill at Loyola
 LA College at Belhaven

BELHAVEN COLLEGE BASEBALL STATISTICS



PLAYER	GA	AB	R	H	2B	3B	HR	RBI	SB	SBA	TB	SLGX	TAB	OB	OB%	K	BB	SAC	HBP	AB	H	AVG
Agterberg	44	163	38	75	14	3	11	70	4	5	127	.779	183	95	.519	17	13	4	3	83	41	.494
Artigues	42	141	44	57	10	0	0	22	7	12	67	.475	184	99	.538	6	34	4	5	46	23	.500
Allen	44	137	14	47	8	0	9	35	0	0	83	.606	166	77	.464	19	23	3	3	50	19	.380
Nettles	41	124	29	41	11	0	7	41	0	0	73	.589	143	59	.413	29	15	4	1	58	20	.345
Henry	46	150	37	49	10	1	2	29	10	10	67	.447	200	95	.475	14	38	6	3	60	18	.300
Wilson	46	177	51	57	14	3	2	31	7	8	83	.469	209	94	.450	24	28	6	0	52	18	.346
Bayliss	46	143	26	45	9	0	9	41	2	2	81	.566	188	92	.489	23	42	2	1	65	22	.338
Owens	43	121	36	34	9	0	4	30	2	2	55	.455	151	63	.417	29	22	6	3	40	11	.275
Miller	37	83	19	21	3	0	1	11	1	2	27	.325	115	52	.452	18	29	2	1	24	7	.292
Rainey	24	56	11	11	2	1	0	3	2	4	15	.268	74	33	.446	27	16	2	0	20	2	.100
Douglas	14	2	9	1	0	0	0	1	0	0	1	.500	2	1	.500	0	0	0	0	1	1	1.000
Duckworth	16	10	14	4	1	0	0	2	1	1	5	.500	10	5	.500	2	0	0	0	6	3	.500
Grantham	9	17	4	5	1	0	0	2	0	0	6	.353	25	13	.520	6	7	1	0	5	1	.200
Weaver	23	21	15	5	0	0	0	1	4	5	5	.238	22	7	.318	6	1	0	0	8	1	.125
Champion	2	5	0	1	1	0	0	1	0	0	2	.400	6	2	.333	2	0	0	1	2	0	.000
Badeaux	21	26	13	5	1	0	1	6	0	1	9	.346	29	8	.276	10	1	0	2	4	1	.250
Wilhelm	12	20	2	2	2	0	0	2	0	0	4	.200	23	5	.217	7	2	0	0	10	2	.200
Herring	5	5	0	0	0	0	0	1	0	0	0	.000	6	0	.000	4	0	1	0	1	0	.000
Cupit	1	1	0	0	0	0	0	1	0	0	0	.000	1	0	.000	0	0	0	0	1	0	.000
TOTALS	46	1402	362	460	96	8	46	330	40	52	710	.506	1737	800	.461	243	271	41	23	536	190	.354

BELHAVEN COLLEGE PITCHING STATISTICS

PLAYER	GA	ERA	W-L	SV	IP	R	ER	K	BB	SHO	GS	CG	AB	H	AVG	2B	3B	HR	WP	HBP
Wilson	3	2.57	1-0	0	7.0	3	2	9	2	0	0	0	27	7	.259	2	0	0	1	1
Cupit	17	3.44	8-3	0	89.0	56	34	49	42	1	10	8	358	87	.243	21	1	8	1	7
Calhoun	17	4.15	6-6	0	89.0	63	41	75	52	0	15	8	354	90	.254	16	5	8	0	15
Bayliss	7	4.32	4-2	0	25.0	18	12	17	11	0	4	3	99	23	.232	5	0	1	0	2
Agterberg	7	4.88	2-2	2	24.0	22	13	9	16	0	4	2	96	28	.292	11	0	0	2	5
Nettles	9	6.22	5-1	0	46.3	42	32	24	30	1	8	4	170	47	.267	14	2	5	1	10
Herring	5	6.51	1-0	0	9.6	8	7	2	12	0	0	0	37	14	.378	8	0	0	0	2
Champion	7	7.77	0-2	0	24.3	30	21	19	28	0	2	0	99	30	.303	8	2	8	1	3
Weaver	6	15.26	1-1	0	15.3	29	26	11	30	0	3	0	64	21	.328	3	1	3	3	1
Jones	8	27.00	0-1	0	8.0	25	24	2	13	0	0	0	39	15	.385	4	0	2	1	9
TOTALS	46	5.65	28-18	2	337.6	296	212	217	236	2	46	25	1349	362	.268	92	11	35	10	55



1991-92 MEN'S BASKETBALL TEAM STATISTICS

DISTRICT 30/GCAC STANDINGS

TEAM	DIST. W-L	.PCT	OVERALL	.PCT	GCAC	DISTRICT PLAYOFFS
1. William Carey College	13-2	.867	23-10	.697	13-2	First Round: Mobile 84 La. College 62
2. Xavier University	11-5	.688	20-10	.667	11-5	Sp. Hill 93 Belhaven 77
3. Mobile College	10-6	.625	22-11	.667	10-6	Semifinals: Sp. Hill 98 Wm. Carey 92
4. Spring Hill College	10-6	.625	24-11	.686	10-6	Xavier 82 Mobile 79
5. Belhaven College	9-7	.562	17-16	.515	9-7	Championship: SP. HILL 80 Xavier 70
6. Louisiana College	8-8	.500	18-12	.600	8-8	
7. SUNO	5-11	.313	12-15	.444	5-11	
8. Dillard University	3-13	.188	8-22	.267	3-13	
9. Tougaloo College	2-14	.125	6-20	.231	2-14	

GCAC CHAMPION: WILLIAM CAREY

TEAM SCORING

TEAM	OFF. DEC.	MARGIN
La. College	80.9	71.7 + 9.2
Xavier	78.9	70.9 + 8.0
Spring Hill	82.0	74.1 + 7.9
Wm. Carey	84.5	78.1 + 6.4
Mobile	76.9	73.1 + 3.8
Belhaven	79.9	80.0 - 0.2
Dillard	81.1	84.1 - 3.0
SUNO	75.2	79.2 - 4.0
Tougaloo	69.3	77.8 - 8.5

TEAM REBOUNDING

TEAM	AVG. OPP.	MARGIN
Wm. Carey	43.5	38.4 + 5.1
SUNO	42.8	38.4 + 4.4
Xavier	38.6	34.7 + 3.9
Belhaven	34.7	31.6 + 3.1
Mobile	31.6	28.9 + 2.7
Spring Hill	33.6	31.4 + 2.2
Dillard	31.5	31.0 + 0.5
La. College	31.2	35.2 - 4.0
Tougaloo	26.6	30.8 - 4.2

TOTAL FIELD GOAL SHOOTING

TEAM	SCHOOL	GA	2FG-3FG-PT	AVG.	REBOUNDING	NAME	SCHOOL	GA	REB	AVG	FREE THROW SHOOTING	SCHOOL	GA	FTM-FTA	.PCT
Spring Hill	151-439	1066-2161	49.3	Belhaven	592-813	72.8									
Wm. Carey	145-424	1008-2051	49.1	La. College	481-694	69.3									
Tougaloo	105-231	689-1417	48.6	Mobile	597-873	68.4									
Mobile	112-301	923-1929	47.8	Tougaloo	250-374	66.8									
Dillard	154-508	922-1934	47.7	Dillard	436-662	65.9									
Belhaven	133-416	943-2008	46.9	SUNO	462-721	64.1									
Xavier	116-355	867-1857	46.7	Xavier	517-808	64.0									
La. College	235-675	855-1918	44.6	Spring Hill	588-921	63.8									
SUNO	116-303	669-1559	42.9	Wm. Carey	628-988	63.6									

FREE THROW SHOOTING

TEAM	FTM-FTA	.PCT
Belhaven	592-813	72.8
La. College	481-694	69.3
Mobile	597-873	68.4
Tougaloo	250-374	66.8
Dillard	436-662	65.9
SUNO	462-721	64.1
Xavier	517-808	64.0
Spring Hill	588-921	63.8
Wm. Carey	628-988	63.6



1991-92 MEN'S BASKETBALL INDIVIDUAL STATISTICS

SCORING

NAME	SCHOOL	GA	2FG-3FG-PT	AVG.	REBOUNDING	NAME	SCHOOL	GA	REB	AVG	FREE THROW SHOOTING	SCHOOL	GA	FTM-FTA	.PCT
D. Austin	TG	24	191-3-98	20.6	E. Thomas	DL	29	291	10.0	P. Robinson	WC	33	133-164	81.1	
E. Thomas	DL	29	218-0-96	18.3	B. Ahmad	WC	29	281	9.7	P. Powell	BL	33	147-184	79.8	
A. Finch	TG	25	73-78-36	16.6	P. Thelen	SH	35	288	8.2	T. Grigg	LC	30	98-127	77.1	
R. Gomez	SH	35	239-0-93	16.3	L. McClinton	WC	33	265	8.0	T. Summerville	BL	32	150-194	77.0	
T. Summerville	BL	32	174-5-150	16.1	R. Gomez	SH	35	277	7.9	K. Warren	LC	30	81-107	75.7	
R. Young	SU	22	120-12-76	16.0	R. Lamplin	TG	24	182	7.6	L. Brumfield	WC	33	120-164	73.2	
P. Powell	BL	33	123-42-147	16.0	N. Stepheny	SU	25	187	7.5	D. Austin	TG	24	98-135	72.6	
P. Thelen	SH	35	167-30-108	15.2	A. Ealy	SU	25	179	7.2	R. Young	SU	22	76-110	69.1	
J. Wilder	XU	29	154-17-81	15.2	D. Austin	TG	24	159	6.6	E. Thomas	DL	29	96-143	67.1	
T. Grigg	LC	30	75-68-98	15.1	J. Wilder	XU	29	184	6.3	A. Ealy	SU	25	114-171	66.7	
K. Warren	LC	30	150-19-81	14.6	M. Peters	XU	30	186	6.2	D. Roney	WC	30	125-188	66.4	
D. Bass	WC	31	141-12-115	14.0	R. Doucet	DL	27	169	6.2	W. Stepheny	SU	25	70-106	66.0	
D. Roney	WC	30	143-6-125	13.9	R. Young	SU	22	130	5.9	ASSISTS					
B. Ahmad	WC	29	159-1-79	13.8	T. Grigg	LC	30	164	5.5	NAME	SCHOOL	GA	AST	AVG	
A. Ealy	SU	25	88-15-114	13.4	A. Pinales	XU	22	115	5.2	S. Wright	SH	35	175	5.0	
N. Stepheny	SU	25	132-0-70	13.4	D. Casanave	WC	33	168	5.1	P. Thelen	SH	35	155	4.4	
R. Robinson	WC	33	134-13-133	13.3	D. Roney	WC	30	153	5.1	A. Howard	SU	25	97	3.9	
L. Brumfield	WC	33	127-21-120	13.2	W. Small	BL	33	169	5.1	R. Dupree	XU	30	115	3.8	
R. Doucet	DL	27	134-7-64	13.0	M. Jones	BL	33	157	4.6	K. Warren	LC	30	115	3.8	
M. Peters	XU	30	144-0-83	12.4	K. Walker	LC	26	119	4.6						
L. McClinton	WC	33	141-5-107	12.2	E. Tines	BL	31	133	4.3						

TOTAL FIELD GOAL SHOOTING

NAME	SCHOOL	GA	FGM-FGA	THREE POINT FIELD GOAL SHOOTING	NAME	SCHOOL	GA	FGM-FGA	.PCT
E. Thomas	DL	29	214-322	A. Finch	TG	25	78-154	50.6	
B. Ahmad	WC	29	160-271	K. Walker	LC	26	37-84	44.0	
R. Doucet	DL	27	141-258	R. Jones	WC	33	46-118	38.9	
R. Gomez	SH	35	239-448	T. Grigg	LC	30	68-176	38.7	
P. Pruitt	SH	35	197-374	R. Dupree	XU	30	36-98	36.7	
D. Austin	TG	24	197-382						
T. Summerville	BL	32	179-350						
J. Wilder	XU	29	171-335						
D. Bass	WC	31	153-310						
D. Roney	WC	30	149-311						
R. Young	SU	22	120-254						
A. Finch	TG	25	151-329						



MOBILE COLLEGE BASEBALL STATISTICS

<u>PLAYERS</u>	<u>AB</u>	<u>R</u>	<u>H</u>	<u>2B</u>	<u>3B</u>	<u>HR</u>	<u>RBI</u>	<u>BB</u>	<u>K</u>	<u>HB</u>	<u>SH</u>	<u>SB</u>	<u>CS</u>	<u>LOB</u>	<u>#1</u>	<u>#2</u>	<u>PO</u>	<u>A</u>	<u>E</u>	<u>PB</u>	<u>DP</u>
Clark	94	22	22	7	4	0	18	15	15	5	2	3	0	22	0	0	200	15	5	0	0
Anderson	129	31	31	7	4	3	24	29	20	7	0	4	3	27	0	0	53	45	8	0	0
Carr	0	0	0	0	0	0	0	0	0	0	0	0	0	0	0	0	0	0	0	0	0
Thomas	70	15	15	1	0	0	9	10	11	4	3	0	1	11	0	0	114	11	4	0	0
McKeough	99	29	29	7	1	1	16	9	14	10	1	1	0	18	0	0	22	70	12	0	0
Brown	133	40	34	8	1	3	20	22	11	4	4	28	2	24	0	0	50	13	4	0	0
Spraggins	104	16	33	0	0	0	14	6	7	4	2	3	2	30	0	0	45	72	14	0	0
Mattingly	19	3	1	0	0	0	2	4	4	2	2	1	0	4	0	0	12	17	2	0	0
Watson	80	1	20	4	0	0	14	15	8	2	6	0	0	8	5	8	15	15	1	2	0
Freeland	40	15	11	2	0	0	6	3	10	0	1	3	0	10	0	0	7	1	2	0	0
Flores	106	18	29	3	0	0	9	14	8	1	4	4	4	15	0	0	47	1	2	0	0
Nall	11	5	1	0	0	0	2	6	1	1	0	0	0	4	0	0	11	13	2	0	0
Hopkins	118	30	40	4	7	2	32	10	10	6	3	1	1	26	0	0	63	3	3	0	0
Vereen	59	4	18	5	2	0	14	8	13	0	2	0	0	9	3	8	7	5	2	0	0
Hall	62	12	14	1	0	0	8	6	10	0	3	0	0	17	0	0	30	46	17	0	1
Sanders	78	11	25	1	1	0	8	9	11	0	4	1	0	15	0	0	27	1	3	0	0
Hall	0	0	0	0	0	0	0	0	0	0	0	0	0	0	0	0	0	0	0	0	0
P.	7	3	2	2	0	0	5	1	2	0	1	0	0	1	0	0	22	46	4	0	0
Canty	1	1	1	1	0	0	0	0	0	0	0	0	0	0	0	0	0	0	0	0	0
Hunter	1	0	0	0	0	0	0	0	0	0	0	0	0	0	0	0	0	0	0	0	0
Coleman	13	1	4	0	0	0	0	0	1	0	0	0	0	1	0	0	4	3	1	0	0
TOTALS	1224	257	332	53	20	9	201	167	156	46	38	49	13	242	8	16					

MOBILE COLLEGE PITCHING STATISTICS

<u>PLAYERS</u>	<u>W-L</u>	<u>S</u>	<u>PCT</u>	<u>G</u>	<u>GS</u>	<u>CG</u>	<u>IP</u>	<u>RUN</u>	<u>ER</u>	<u>BRA</u>	<u>BF</u>	<u>H</u>	<u>2B</u>	<u>3B</u>	<u>HR</u>	<u>OB</u>	<u>K</u>	<u>K/G</u>	<u>HBP</u>	<u>WP</u>	<u>BR</u>
Sullivan	2-3	0	.400	7	5	2	25.1	35	17	6.10	140	36	4	1	3	18	13	4.7	2	2	0
Vinson	3-3	0	.500	7	5	3	30.0	31	26	7.80	148	35	7	1	2	21	27	8.1	4	4	0
Nall	4-5	0	.444	12	11	4	65.1	30	22	3.04	287	69	8	1	1	14	28	3.9	5	3	0
Smith	2-4	0	.333	12	8	6	66.2	31	21	2.85	283	69	11	2	1	12	38	5.2	1	3	2
Moore	3-3	0	.500	9	5	6	33.2	30	22	5.96	172	41	8	1	1	26	16	4.3	6	3	0
Freeland	1-1	0	.500	7	1	5	22.1	15	9	3.67	98	26	8	1	0	11	12	4.9	1	2	0
Hunter	1-1	2	.500	8	1	4	14.0	21	18	11.57	80	16	3	0	1	14	11	7.1	4	5	0
Cherry	4-5	1	.444	14	9	8	54.0	32	23	3.83	250	51	12	2	0	24	43	7.2	2	3	1
TOTALS	20-25	3	.444	76	45	38	311.1	225	158	4.57	1458	343	61	9	9	140	188	5.4	25	25	3



1991-92 MEN'S BASKETBALL TEAM STATISTICS

DISTRICT 30/GCAC STANDINGS

TEAM	DIST. W-L	.PCT	OVERALL	.PCT	GCAC	DISTRICT PLAYOFFS
1. William Carey College	13-2	.867	23-10	.697	13-2	First Round: Mobile 84 La. College 62
2. Xavier University	11-5	.688	20-10	.667	11-5	Sp. Hill 93 Belhaven 77
3. Mobile College	10-6	.625	22-11	.667	10-6	Semifinals: Sp. Hill 98 Wm. Carey 92
4. Spring Hill College	10-6	.625	24-11	.686	10-6	Xavier 82 Mobile 79
5. Belhaven College	9-7	.562	17-16	.515	9-7	Championship: SP. HILL 80 Xavier 70
6. Louisiana College	8-8	.500	18-12	.600	8-8	
7. SUNO	5-11	.313	12-15	.444	5-11	
8. Dillard University	3-13	.188	8-22	.267	3-13	
9. Tougaloo College	2-14	.125	6-20	.231	2-14	

GCAC CHAMPION: WILLIAM CAREY

TEAM SCORING

TEAM	OFF. DEC.	MARGIN
La. College	80.9	71.7 + 9.2
Xavier	78.9	70.9 + 8.0
Spring Hill	82.0	74.1 + 7.9
Wm. Carey	84.5	78.1 + 6.4
Mobile	76.9	73.1 + 3.8
Belhaven	79.9	80.0 - 0.2
Dillard	81.1	84.1 - 3.0
SUNO	75.2	79.2 - 4.0
Tougaloo	69.3	77.8 - 8.5

TEAM REBOUNDING

TEAM	AVG. OPP.	MARGIN
Wm. Carey	43.5	38.4 + 5.1
SUNO	42.8	38.4 + 4.4
Xavier	38.6	34.7 + 3.9
Belhaven	34.7	31.6 + 3.1
Mobile	31.6	28.9 + 2.7
Spring Hill	33.6	31.4 + 2.2
Dillard	31.5	31.0 + 0.5
La. College	31.2	35.2 - 4.0
Tougaloo	26.6	30.8 - 4.2

TOTAL FIELD GOAL SHOOTING

TEAM	3-PT FGM-FGA	TOTAL FGM-FGA	.PCT
Spring Hill	151-439	1066-2161	49.3
Wm. Carey	145-424	1008-2051	49.1
Tougaloo	105-231	689-1417	48.6
Mobile	112-301	923-1929	47.8
Dillard	154-508	922-1934	47.7
Belhaven	133-416	943-2008	46.9
Xavier	116-355	867-1857	46.7
La. College	235-675	855-1918	44.6
SUNO	116-303	669-1559	42.9

FREE THROW SHOOTING

TEAM	FTM-FTA	.PCT
Belhaven	592-813	72.8
La. College	481-694	69.3
Mobile	597-873	68.4
Tougaloo	250-374	66.8
Dillard	436-662	65.9
SUNO	462-721	64.1
Xavier	517-808	64.0
Spring Hill	588-921	63.8
Wm. Carey	628-988	63.6



1991-92 MEN'S BASKETBALL INDIVIDUAL STATISTICS

SCORING

NAME	SCHOOL	GA	2FG-3FG-PT	AVG.	REBOUNDING	NAME	SCHOOL	GA	REB	AVG	FREE THROW SHOOTING			
D. Austin	TG	24	191-3-98	20.6	E. Thomas	DL	29	291	10.0	P. Robinson	WC	33	133-164	81.1
E. Thomas	DL	29	218-0-96	18.3	B. Ahmad	WC	29	281	9.7	P. Powell	BL	33	147-184	79.8
A. Finch	TG	25	73-78-36	16.6	P. Thelen	SH	35	288	8.2	T. Grigg	LC	30	98-127	77.1
R. Gomez	SH	35	239-0-93	16.3	L. McClinton	WC	33	265	8.0	T. Summerville	BL	32	150-194	77.0
T. Summerville	BL	32	174-5-150	16.1	R. Gomez	SH	35	277	7.9	K. Warren	LC	30	81-107	75.7
R. Young	SU	22	120-12-76	16.0	R. Lamplin	TG	24	182	7.6	L. Brumfield	WC	33	120-164	73.2
P. Powell	BL	33	123-42-147	16.0	N. Stepheny	SU	25	187	7.5	D. Austin	TG	24	98-135	72.6
P. Thelen	SH	35	167-30-108	15.2	A. Ealy	SU	25	179	7.2	R. Young	SU	22	76-110	69.1
J. Wilder	XU	29	154-17-81	15.2	D. Austin	TG	24	159	6.6	E. Thomas	DL	29	96-143	67.1
T. Grigg	LC	30	75-68-98	15.1	J. Wilder	XU	29	184	6.3	A. Ealy	SU	25	114-171	66.7
K. Warren	LC	30	150-19-81	14.6	M. Peters	XU	30	186	6.2	D. Roney	WC	30	125-188	66.4
D. Bass	WC	31	141-12-115	14.0	R. Doucet	DL	27	169	6.2	W. Stepheny	SU	25	70-106	66.0
D. Roney	WC	30	143-6-125	13.9	R. Young	SU	22	130	5.9	ASSISTS				
B. Ahmad	WC	29	159-1-79	13.8	T. Grigg	LC	30	164	5.5	SCHOOL GA AST AVG				
A. Ealy	SU	25	88-15-114	13.4	A. Pinales	XU	22	115	5.2	SH	35	175	5.0	
N. Stepheny	SU	25	132-0-70	13.4	D. Casanave	WC	33	168	5.1	SH	35	155	4.4	
R. Robinson	WC	33	134-13-133	13.3	D. Roney	WC	30	153	5.1	SH	35	155	4.4	
L. Brumfield	WC	33	127-21-120	13.2	W. Small	BL	33	169	5.1	SU	25	97	3.9	
R. Doucet	DL	27	134-7-64	13.0	M. Jones	BL	33	157	4.6	A. Howard	SU	30	115	3.8
M. Peters	XU	30	144-0-83	12.4	K. Walker	LC	26	119	4.6	R. Dupree	XU	30	115	3.8
L. McClinton	WC	33	141-5-107	12.2	E. Tines	BL	31	133	4.3	K. Warren	LC	30	115	3.8

TOTAL FIELD GOAL SHOOTING

NAME	SCHOOL	GA	FGM-FGA
E. Thomas	DL	29	214-322
B. Ahmad	WC	29	160-271
R. Doucet	DL	27	141-258
R. Gomez	SH	35	239-418
P. Pruitt	SH	35	197-374
D. Austin	TG	24	197-382
T. Summerville	BL	32	179-350
J. Wilder	XU	29	171-335
D. Bass	WC	31	153-310
D. Roney	WC	30	149-311
R. Young	SU	22	120-254
A. Finch	TG	25	151-329

THREE POINT FIELD GOAL SHOOTING

NAME	SCHOOL	GA	FGM-FGA	.PCT
A. Finch	TG	25	78-154	50.6
K. Walker	LC	26	37-84	44.0
R. Jones	WC	33	46-118	38.9
T. Grigg	LC	30	68-176	38.7
R. Dupree	XU	30	36-98	36.7



WILLIAM CAREY COLLEGE BASEBALL STATISTICS

PLAYERS	GA	AB	R	H	2B	3B	HR	RBI	AVG	TB	SLGX	SB	SAC	BB	SO	OBX	GW	RBI	FX	PO	AST	E
Dumas		175	59	59	4	2	0	24	.337	129	.797	64	4	39	14	.468	4	.947	73	161	13	
Hillman		6	1	1	1	0	0	0	.167	1	.167	0	0	0	0	.167	0	.867	3	10	2	
Thompson		99	31	29	4	1	0	17	.293	72	.727	17	8	18	16	.417	2	.921	22	36	5	
Hollifield		175	42	66	15	0	4	46	.377	141	.806	16	4	26	15	.466	7	.900	28	98	14	
Fitzgerald		82	24	24	2	1	1	12	.292	42	.500	4	0	3	17	.326	1	1.000	0	4	0	
Cummings, Ri		0	1	0	0	0	0	0	ERR	0	ERR	0	0	0	0	ERR	0	ERR	0	0	0	
Cummings, Ra		14	13	3	1	0	0	3	.214	8	.571	4	1	2	2	.353	0	.824	14	0	3	
Rehn		130	22	37	5	0	0	12	.285	73	.562	6	2	18	21	.388	2	.963	76	1	3	
Gore		24	4	4	1	1	0	6	.167	14	.583	2	2	5	10	.310	1	1.000	11	0	0	
Miller		142	14	35	3	0	2	27	.246	74	.521	0	3	14	37	.344	1	.993	384	20	3	
Will		25	12	5	0	0	0	4	.200	17	.680	1	0	10	4	.429	0	1.000	10	0	0	
McAulay		120	2	38	3	0	1	15	.317	76	.633	0	6	10	17	.393	0	.970	216	12	7	
Crawford		16	2	4	0	0	0	3	.250	8	.500	1	1	4	5	.400	0	1.000	19	1	0	
Boudreauz		172	32	51	5	1	4	40	.297	113	.657	12	0	20	27	.386	7	.938	60	1	4	
Hines		136	32	42	9	0	0	26	.309	90	.662	9	4	27	21	.430	3	.954	80	108	9	
Triplet		149	20	32	7	1	2	20	.215	78	.523	1	2	20	24	.328	2	.951	55	3	3	
Lott		15	3	3	1	0	0	2	.200	6	.400	0	0	2	4	.294	0	1.000	35	1	0	
Andrews		21	2	6	0	0	0	2	.286	11	.524	0	0	3	5	.400	0	.967	29	0	1	
Pierce		14	1	4	1	0	1	4	.286	9	.643	0	0	0	3	.286	0	.950	10	9	1	
Carmichael		3	0	1	0	0	0	0	.333	1	.333	0	0	0	2	.333	0	.600	1	2	2	
TOTALS		1518	317	444	65	7	15	263	.292	962	.634	137	37	221	244	.397	30	.958	1126	467	70	


WILLIAM CAREY COLLEGE PITCHING STATISTICS

PLAYERS	GA	GS	GC	W-L	S	PCT	IP	H	R	ER	HR	SC	BB	HB	WP	BLK	ERA
Hillman	10	1	3-3	0	.500	57.0	76	42	30	7	32	17	3	2	1	4.74	
Chandler	10	2	7-2	0	.778	53.6	45	21	19	3	25	19	3	2	1	3.19	
Pierce	5	2	9-2	6	.818	64.6	59	28	23	3	55	33	0	8	0	3.20	
Fuller	12	4	9-2	0	.818	73.3	69	29	25	1	42	25	4	1	1	3.07	
Reynolds	6	0	1-2	0	.333	48.6	44	28	18	4	24	21	4	1	0	3.33	
Carmichael	1	0	2-0	1	1.000	19.0	20	9	6	1	19	8	0	3	0	2.84	
Schexnaydre	0	0	0-0	0	ERR	0	0	0	0	0	0	0	0	0	0	ERR	
Suhlin	3	0	2-0	0	1.000	18.6	12	6	6	2	16	12	5	4	0	2.90	
Daughtrey	0	0	2-2	0	.500	31.6	37	20	6	6	17	10	3	1	1	1.71	
Dumas	2	1	1-0	1	1.000	19.6	14	7	6	1	1	8	2	0	0	3.97	
Forfeit Wins				2		0.2											
TOTALS		49	10	38-13	8		376	190	149	28		153	24	22	4	3.29	

GCAC BASEBALL CONFERENCE RECORDS

<u>Team Batting Avg.</u> Spring Hill, 1992, .336	<u>Most Triples, Ind.</u> Coleman, Wm. Carey, 1982, 5
<u>Most Runs, Team Game Avg.</u> Wm. Carey, 1987, 7.85	<u>Most HR, Ind.</u> Shepherd, Wm. Carey, 1989, 17
<u>Most Hits, Team Total, Seas.</u> Wm. Carey, 1982, 518	<u>Most RBI, Ind.</u> Williams, Wm. Carey, 1986, 75
<u>Most Runs, Team Total, Seas.</u> Wm. Carey, 1987, 369	<u>Most SB, Ind.</u> Dumas, Wm. Carey, 1990, 46
<u>Most Doubles, (Game)</u> Estopinal, Sp. Hill, 1988, 4*	<u>Most SB, (Game)</u> Estopinal, Sp. Hill, 1987, 7*
<u>Most Doubles, Ind.</u> Ott, Wm. Carey, 1982, 17	<u>Most Wins, Ind.</u> Helton, Wm. Carey, 1982, 11 Flynt, Wm. Carey, 1990, 11
<u>Team Pitching, ERA</u> Spring Hill, 1992, 2.19	<u>Complete Games</u> Chiasson, Sp. Hill, 1990, 15*
<u>Team Fielding Pct., Seas.</u> Spring Hill, 1992, .958	<u>Innings Pitched</u> Chiasson, Sp. Hill, 1990, 105
<u>Individual Batting Avg.</u> Spring Hill, 1992, .482	<u>Strikeouts</u> Chiasson, Sp. Hill, 1990, 100
<u>Most Hits, Ind.</u> Ott, Wm. Carey, 1982, 71 Magee, La. College, 1989, 71	<u>Saves</u> Cazeaux, Wm. Carey, 1984, 11
<u>Most HR, Team Tot. Seas.</u> Wm. Carey, 1987, 78	<u>Best ERA, Ind.</u> Helton, Wm. Carey, 1982
<u>Most Wins, Team</u> Wm. Carey, 1982, 41	<u>Team Record, Best Pct.</u> Wm. Carey, 1982, .774 (41-12)

*National Record



1992 ALL-DISTRICT 30/GCAC BASEBALL TEAM

INFIELD

Justin Foltz.....Spring Hill
Burt Fontenot.....La. College
Ron Agterberg.....Belhaven
Michael Dumas.....William Carey
Kevin Grimes.....Spring Hill

OUTFIELD

Bobby Magee.....La. College
Jeff Burg.....Spring Hill
Chad Boudreaux.....William Carey
Dennis Nettles.....Belhaven

PLAYER OF THE YEAR:
PITCHER OF THE YEAR:
COACH OF THE YEAR:

Kevin Grimes.....Spring Hill
Stanley Pierce.....William Carey
Frank Sims.....Spring Hill

PITCHERS

Stanley Pierce.....William Carey
Joe Stutz.....Spring Hill
Wayne Cupit.....Belhaven

CATCHER

Scott Allen.....Belhaven

DESIGNATED HITTER

Chris Roa.....Spring Hill

1992 TENNIS HONORSWOMEN'S SINGLES

No. 1	Karina Macias	Mobile
No. 2	Malin Lundin	Mobile
No. 3	Joanne Crothers	Mobile
No. 4	Petra Thuresson	Mobile
No. 5	Cristina Rodriguez	Mobile
No. 6	Cecilia Robles	Mobile

WOMEN'S DOUBLES


No. 1	Karina Macias	Mobile
	Joanne Crothers	Mobile
No. 2	Petra Thuresson	Mobile
	Cristina Rodriguez	Mobile
No. 3	Malin Lundin	Mobile
	Cecilia Robles	Mobile

MEN'S SINGLES

No. 1	Joakim Appelquist	Mobile
No. 2	Andrew Batie	Mobile
No. 3	Mattias Mordehen	Mobile
No. 4	Stephen DeKoch	Belhaven
No. 5	James Callow	Mobile
No. 6	Carlos Rios	Mobile

MEN'S DOUBLES

No. 1	Joakim Appelquist	Mobile
	Andrew Batie	Mobile
No. 2	Carlos Rios	Mobile
	Raul Malaver	Mobile
No. 3	Ola Wierup	Belhaven
	Martin Eriksson	Belhaven



GCAC CHAMPIONS 1981-1992



Men's Basketball:

Xavier University	1981-82
Xavier University	1982-83
William Carey College	1983-84
William Carey College	1984-85
Xavier University	1985-86
William Carey College	1986-87
Mobile College	1987-88
Mobile College	1988-89
William Carey College	1989-90
Louisiana College	1990-91
William Carey	1991-92

Baseball:

William Carey College	1982
William Carey College†	1983
Spring Hill College†	1983
William Carey College	1984
Spring Hill College	1985
William Carey College	1986
Louisiana College	1987
William Carey College	1988
William Carey College	1989
William Carey College	1990
William Carey College	1991
William Carey College	1992

Men's Cross Country:

Tougaloo College	1986
Tougaloo College	1987
Southern University, NO	1988
Southern University, NO	1989
Mobile College	1990
Mobile College	1991

Women's Basketball:

Belhaven College	1981-82
Dillard University**	1982-83
William Carey College††	1982-83
Xavier University††	1982-83
Dillard University	1983-84
Louisiana College	1984-85
Louisiana College	1985-86
Dillard University†	1986-87
Xavier University†	1986-87
William Carey College	1987-88
Louisiana College	1988-89
Louisiana College	1989-90
Mobile College	1990-91
William Carey College	1991-92

Men's Tennis

Belhaven College	1982
Belhaven College	1985
Belhaven College	1986
Belhaven College	1987
Belhaven College	1988
Belhaven College	1989
Belhaven College	1990
Belhaven College	1991
Mobile College	1992

Women's Cross Country

Southern University, NO	1986
Louisiana College	1987
Southern University, NO	1988
Southern University, NO	1989
Southern University, NO	1990
Mobile College	1991



† Denotes Co-Champions
 †† Denotes Tri-Champions



SCHOOLS COMPETING (NAIA RECOGNIZED SPORTS)

Men's and Women's Basketball:

Belhaven College
 Dillard University
 Louisiana College
 Mobile College
 Southern University/NO
 Spring Hill College
 Tougaloo College
 William Carey College
 Xavier University

Men's Soccer:

Belhaven College
 Mobile College
 Spring Hill College
 William Carey College

Women's Soccer:

Mobile College
 William Carey College

Men's and Women's Cross Country:

Belhaven College
 Mobile College
 Southern University/NO
 Spring Hill College
 Tougaloo College

Baseball:

Belhaven College
 Louisiana College
 Mobile College
 Spring Hill College
 William Carey College

Softball:

Belhaven College
 Mobile College

Men's and Women's Tennis:

Belhaven College
 Mobile College
 Spring Hill College
 William Carey College

Golf:

Belhaven College
 Mobile College
 Spring Hill College

Men's and Women's Track:

Southern University/NO
 Tougaloo College (club)

GCAC HONOR ROLL

1991-1992

BELHAVEN COLLEGE

DeKoch, Stephen	(Tennis - Men)	Knutson, Paul	(Tennis & Soccer - Men)
DeMesa, Dennis	(Tennis - Men)	Miles, Maurice	(Cross-Country - Men)
Evans, Scott	(Cross-Country - Men)	Morgan, Nicky	(Soccer - Men)
Ewing, Erin	(Tennis - Women)	Morgan, Ricky	(Soccer - Men)
Finley, Chris	(Basketball - Men)	Quayle, Keri	(Basketball - Women)
Garcia, Jorge	(Soccer - Men)	Steele, Jennifer	(Cross-Country - Women)
Hayes, Angela	(Basketball - Women)	Watts, Dusty	(Tennis - Men)
Huddleston, Russ	(Basketball - Men)	Webb, Nicole	(Tennis - Women)
Johnson, David	(Soccer - Men)	Williams, Richard	(Soccer - Men)
Jones, Brian	(Baseball - Men)	Wilson, Keith	(Baseball - Men)

DILLARD UNIVERSITY

Calhoun, Rashaun	(Basketball - Men)	Walker, Donna	(Basketball - Women)
Graves, Gwendolyn	(Basketball - Women)	Wolo, Samuel	(Basketball - Men)
Ruffin, Denise	(Basketball - Women)		

LOUISIANA COLLEGE

Flaherty, Tracy L.	(Basketball - Women)	Walker, Klifford D.	(Basketball - Men)
Lebouef, Sarah S.	(Basketball - Women)	Watson, Tyler R.	(Basketball - Men)
Lucas, Lowell K.	(Basketball - Men)		

MOBILE COLLEGE

Anderson, Charlton, Jr.	(Baseball - Men)	Darby, Latonya	(Cross Country and Track - Women)
Appelquist, Jonkim	(Tennis - Men)	Dashkin, Ivy W.	(Softball - Women)
Caton, Grady	(Cross Country and Track - Men)	Gunther, Britta	(Tennis - Women)
Cherry, Brian	(Soccer - Men)	Hall, Stephen D.	(Baseball - Men)
Clark, Becky	(Softball - Women)	Hardy, Hal	(Soccer - Men)
Coleman, Christopher	(Baseball - Men)	Hopkins, Chris S.	(Baseball - Men)
Cox, Jonathan Kyle	(Basketball - Men)	Jackson, Stephanie A.	(Basketball - Women)
Crothers, Joanne	(Tennis - Women)	Jordan, Heather	(Tennis - Women)
Daniels, Angelia L.	(Basketball - Women)	King, Fannie	(Basketball - Women)
		Lee, Melanie D.	(Softball - Women)

(MOBILE - CONT.)

Lundin, Malin	(Tennis - Women)	Snow, Scott A.	(Baseball - Men)
Nacias, Karina	(Tennis - Women)	Tolbert, Paul	(Soccer - Men)
McCormick, Kenneth P.	(Baseball - Men)	Verde, Maggie	(Cross Country and Track - Women)
Ramey, David R.	(Basketball - Men)	Watson, Michael T.	(Baseball - Men)
Robles, Cecilia	(Tennis - Women)	Weiner, Dana	(Cross Country and Track - Women)
Rodriguez, Cristina	(Tennis - Women)	West, Kim	(Cross Country and Track - Women)
Sanders, Paul W.	(Baseball - Men)	Wilson, Leanne E.	(Baseball - Women)
Smith, Marlon	(Cross Country and Track - Men)	Womack, Tina	(Basketball - Women)
Smith, Tonya L.	(Softball - Women)		

SOUTHERN UNIVERSITY AT NEW ORLEANS

Wagec, La Juan (Basketball - Men)

SPRING HILL COLLEGE

Allred, Chester	(Tennis - Men)	Horton, William	(Baseball - Men)
Burg, Jeffrey	(Baseball - Men)	Inorde, Scott	(Tennis - Men)
Copenhaver, Bradley	(Basketball - Men)	Kordomenos, James	(Tennis - Men)
Coxe, Catherine	(Basketball - Women)	Layton, Molly	(Basketball - Women)
Deas, James	(Baseball - Men)	Lapierre, Brett	(Golf - Men)
DePriest, David	(Basketball - Men)	McConville, Kevin	(Tennis - Men)
DeSensi, Sarah	(Tennis - Women)	Nalty, William	(Tennis - Men)
Divis, Daniel	(Baseball - Men)	Ollinger, Zoe	(Cross Country - Women)
Flint, Mark	(Basketball - Men)	Patrick, Richard	(Baseball - Men)
Graefe, Christopher	(Basketball - Men)	Popp, Stacie	(Basketball - Women)
Herbster, Gregory	(Golf - Men)	Rehm, Patrick	(Golf - Men)

WILLIAM CAREY COLLEGE

Alessi, Giovanna	(Soccer - Women)	Kuhl, Jennifer	(Soccer - Women)
Budde, Jose	(Soccer - Men)	Martin, Tracy	(Soccer - Women)
Bolton, Gary	(Soccer - Men)	Rivenbark, Whitney	(Soccer - Women)
Dukes, Erik	(Basketball - Men)	Taylor, Thane	(Soccer - Men)

XAVIER UNIVERSITY

Fulford, Reginald	(Basketball - Men)	Rosette, Sedonia	(Basketball - Women)
Hendy, Sherlett	(Basketball - Women)	Stewart, Catina	(Basketball - Women)
Montgomery, Dawn	(Basketball - Women)	Tardy, Elisha	(Basketball - Women)